



2021 NASIS Methodology Report

Prepared November 2021



Bureau of Sociological Research
Department of Sociology
PO Box 880325 • Lincoln, NE 68588-0325
402-472-3672 (local) • 800-480-4549 (toll free)
bosr@unl.edu • <http://bosr.unl.edu/NASIS>

2021 NASIS (Nebraska Annual Social Indicators Survey)

Bureau of Sociological Research
University of Nebraska-Lincoln

Project & Administrative Staff
Dr. Kristen Olson, Director

Lindsey Witt-Swanson, Associate Director

Amanda Ganshert, Senior Project Manager

Kim Meiergerd, Senior Project Manager

Shanshan Deng, Project Manager II

Mekenzie Kerr, Project Manager II

Robyn Benes Project Manager I

Monica Yapp, Project Manager I

Tiffany Rasmussen, Project Associate

Darrel Shottenkirk, Project Associate

Deb Predmore, Accounting Associate

Contents

Introduction	4
Mode Selection.....	4
Design and Item Selection.....	4
Sampling Design.....	5
Experimental Design Treatment.....	6
Data Collection Process.....	6
Response Rate.....	7
Data-Entry Training, Supervision, and Quality Control	7
Processing of Completed Surveys	7
Data Cleaning.....	7
NASIS Sample Weights	8
Design Effects	11
Questions	11
Appendices	12
Appendix A: Sample Design.....	12
Appendix B: Cover Letters, FAQs, and postcards	14
Condition 1	14
Condition 2.....	21
Condition 3.....	28
Condition 4.....	35
Condition 5.....	42
Condition 6.....	49
Appendix C: Survey Instrument.....	56
Paper (Printed in black & white only)	56
Web.....	68
Appendix D: NebrASKa Voices Enrollment Card.....	116
Appendix E: NebrASKa Voices FAQ	117
Appendix F: County Codes (All begin with “31”)	119
Appendix G: 2021 NASIS Variables and Descriptions	120
Appendix H: Estimate of Sampling Error.....	131
Appendix I: AAPOR Transparency Initiative Immediate Disclosure Items	132

2021 NASIS ADMINISTRATION METHODOLOGY REPORT

Introduction

This report presents a detailed account of the design and fielding of the 2021 Nebraska Annual Social Indicators Survey (2021 NASIS). Users of the 2021 NASIS data will find it an important reference source for answers to questions about methodology.

The Nebraska Annual Social Indicators Survey was conceived as a vehicle both for producing current, topical information about Nebraskans (age 19 and older) and also for monitoring change in quality of life. As in earlier surveys, 2021 NASIS was a joint effort of a variety of University and public agencies. While the final responsibility for the design and fielding of the survey rests with the Bureau of Sociological Research (BOSR), both the costs of the survey and its planning have been shared with the researchers involved, which typically include several state agencies, private non-profit agencies, and University departments. Additional information concerning who funded specific questions in 2021 NASIS can be obtained by contacting BOSR.

Mode Selection

Historically, NASIS was administered as a telephone interview with adults (age 19 and older) in households in Nebraska with a landline telephone. Due to rising costs associated with declining response rates for telephone surveys, the 2009-2010 NASIS was administered as a mail survey to Nebraska households. Each NASIS since, including 2021 NASIS, has been administered as a mail survey as well. BOSR has used the mail mode in other survey projects, where it has been an efficient and cost-effective method of data collection.

Design and Item Selection

Each Nebraska Annual Social Indicators Survey is designed to meet the data needs of a diverse group of researchers including UNL faculty and state agencies. In order to meet these needs, the instrument involves multiple stages of development. First, a set of “core” questions is developed. The majority of core items is repeated each year and covers basic demographic information, quality-of-life topics, and general sociological indicators. The core items are intended both to maintain continuity with previous years of NASIS and to provide information on issues of current importance and interest.

The next step in the development of the instrument is to incorporate a second set of questions to meet the data needs of the agencies and organizations purchasing space on the current survey. Interested public agencies and faculty members initially submit questions to be included in the survey. Aside from the core questions, all of those submitting questions are “buyers” (i.e., they contribute toward the cost of the survey in proportion to their data needs). As the questions from each buyer, or client, are submitted, they are formatted to fit in a mail survey. NASIS provides a cost-effective vehicle for collecting information about Nebraskans as clients purchase only the space needed to administer their items and are provided the use of the core items as part of their participation in NASIS.

With the growing interests of clients, NASIS had reached its full capacity of an annual omnibus survey. In order to serve as many researchers as needed, keep respondent burden at a reasonable level, and reduce costs, in November 2017, BOSR administered a clients survey to its past NASIS clients as well as those who had expressed interest in this survey before in an effort to identify those core items which were less important to researchers as potential candidate items to be trimmed from the core items pool. Based on the results of this web survey and internal reviews, core items were reduced in 2018. BOSR still offers researchers the option to add previous core items back into NASIS as needed as part of their purchased space.

The 2021 NASIS consisted of the core items retained after the review in 2018 and clients' questions covering several issues of interest. A copy of the final, formatted mail survey can be found in Appendix C.

Sampling Design

In order to meet the research needs of clients and increase the sample coverage, the sampling design of 2021 NASIS mail survey used a postal delivery sequence-based sample of household addresses (ABS). The sample included addresses for individuals and households who have an address according to the US Postal Service. Advantages to this type of sampling design include the ability to mail to all sampled addresses as well as a very high coverage (98% for the United States (O'Muircheartaigh, 2012)). To maintain a probability sample, the adult (age 19 or older) in the household with the next birthday after July 1, 2021 was asked to complete the survey.

The sampling design for NASIS has adapted to changes in the survey field over time. Traditionally, the NASIS sample was drawn from a population of non-institutionalized persons in households with telephones who resided in the State of Nebraska during the survey period. Persons under 19 years of age, persons in custodial institutions, in-group living quarters, on military bases or reservations, and transient visitors to the state were excluded from the sampling universe. Since its inception in 1977, NASIS used Random Digit Dialing (RDD) procedures to select survey respondents. In 2006, NASIS respondents were drawn from a directory-listed sample of telephone numbers - a change prompted by challenges in sampling related to the proliferation of cell-phone-only adults and increased costs of RDD on the scale of NASIS. In NASIS 2008-2009, the sample design consisted of three segments: (1) a traditional directory listed sample; (2) a sample of participants of the NASIS 2007 (i.e., panel); and (3) an oversample of four counties (Colfax, Dawson, Hall, and Scotts Bluff) in Nebraska with high proportions of Hispanic/Latino residents. In 2009-2010 and 2010-2011, the sampling design utilized was a directory listed address sample. An ABS sample has been used since NASIS 2011-2012.

The 2021 NASIS used a stratified sample, drawn throughout Nebraska with an unequal probability of selection within each of the eight strata. The strata include the six Nebraska Behavioral Health Regions, a sample of zip codes in Lincoln, and a sample of zip codes in Omaha. The counties and zip codes in each strata can be found in Appendix A.

Residents of sampled households were then asked to have the adult 19 or older in their household who will have the next birthday after July 1, 2021 to complete the survey. In total, 8,000 households were sampled.

The sample for 2021 NASIS was purchased from Dynata. A total of 8,000 cases were provided to BOSR by Dynata on July 1, 2021. Known vacant addresses were excluded from the sampling frame. PO Boxes were only included in the sampling frame if those were the only delivery point for an address.

Strata	n
Behavioral Health Region 1	1000
Behavioral Health Region 2	1000
Behavioral Health Region 3	1000
Behavioral Health Region 4	1000
Behavioral Health Region 5 (excluding Lincoln)	1000
Behavioral Health Region 6 (excluding Omaha)	1000
Lincoln	1000
Omaha	1000
Total	8000

Experimental Design Treatment

The 2021 NASIS included a single experiment. All sample members were randomly assigned to one of six conditions. The experiment was a push to web design to try to get respondents to complete the questionnaire online. Condition 1 invited respondents to take the survey online only by providing a link in the first letter, postcard, and two additional reminders. Condition 2 invited respondents to take the survey via a paper questionnaire only with a postcard reminder and then two follow-up paper surveys with reminders. Condition 3 offered respondents the choice of taking the survey online or completing the paper questionnaire in each contact with an invitation, a postcard reminder and then two follow-up surveys with reminders. Conditions 4, 5, and 6 invited respondents to take the survey by providing a link in a letter. Nonrespondents then received a postcard reminder with the link. In Condition 4, the first reminder was a letter with the link, and the second reminder included both the link for the online version of the survey and a paper questionnaire giving them the choice of mode of completion. In Condition 5, the first reminder included both the link for the online version of the survey and a paper questionnaire giving them the choice of mode of completion, and the second reminder was a letter with the link. In Condition 6, both reminders included the link for the online version of the survey and a paper questionnaire again giving them the choice of mode of completion. A variable indicating condition (Condition) and mode of response (Mode) are included in the final dataset.

Data Collection Process

Data were collected between August 17, 2021 and November 10, 2021. The initial survey packet was sent to all sampled addresses on August 16, 2021. In the past a few administrations, BOSR has sent out a future research card along with all other materials in order to give households the chance to be contacted for future research opportunities. Beginning in 2018, this effort has been geared toward building a more robust panel for future research use. In addition to the panelist enrollment card, a separate FAQ sheet which provided detailed answers to the most common concerns respondents are likely to have regarding joining this panel was included in each survey packet. Those who agreed to become a member of the “NebrASKa Voices” panel for future studies were asked to return their completed card separately from the questionnaire using the small, postage-paid envelope BOSR provided to mail it back to BOSR.

In the 2021 administration, each survey packet contained a shortened cover letter and FAQ regarding the survey (Appendix B), at least one way to complete the survey (via paper or web – see Appendix C), a panelist enrollment card with NebrASKa Voices FAQ sheet (Appendices D and E), one small postage-paid return envelope and one large postage-paid return envelope. The first survey packet also included a \$5 incentive. The first survey packet was sent on August 16, 2021. The survey contained 110 questions in 12 pages when displayed on the paper questionnaire. A reminder postcard (Appendix B) was sent to all sample members about one week after the group's initial mailing (August 24, 2021). In addition to the reminder postcard, a second survey packet (contents discussed above) was sent to all non-responders on September 8, 2021. A third survey packet (contents discussed above) was sent to all remaining non-responders on September 29, 2021. All materials were in English. A total of 1691 completed/partially completed surveys were received and processed by BOSR through November 10, 2021.

Response Rate

A total of 1691 (768 via web, 923 via mail) adults completed the 2021 NASIS survey. The response rate of 22.9% was calculated using the American Association for Public Opinion Research's (AAPOR) standard definition for Response Rate 2. Of the 8,000 addresses sampled, 7.9% (n=630) were determined to be ineligible (e.g., no such address; vacant), 4.8% (n=382) were undeliverable addresses with unknown eligibility. Refusals (e.g., blank survey returned; letter, phone call, or e-mail stating refusal to participate) and refused mail were obtained from 0.8% (n=60) of the sample.

Data-Entry Training, Supervision, and Quality Control

Data entry was completed by professional data-entry staff. Many of the data-entry workers had previous experience in data entry using SurVADE, a program developed by BOSR project staff, on other mail survey projects. The data-entry staff was supervised by permanent BOSR project staff.

Data entry was completed in two steps. First, one data-entry worker would enter responses from a single survey. Second, another data-entry worker would re-key the survey and be alerted to any discrepancies with the first entry. Supervisory staff members were available to answer questions about discrepancies or illegible responses. The data-entry staff is paid by the hour, not by the number of surveys entered. This method of payment is used so that we can ensure the high quality of the data collected by our staff.

Processing of Completed Surveys

The data were collected from August 17, 2021 to November 10, 2021. Completed surveys were received from a total of 1691 respondents. As previously mentioned, paper surveys were data-entered using SurVADE with data saved on AWS, a cloud-based server. Each week, backups of the data were downloaded and stored on a networked file server.

For surveys completed via web, respondents entered their responses directly into a computerized instrument, and therefore required no additional data entry or data processing steps. The survey data were recorded in Qualtrics and stored on a networked file server after being exported.

Data Cleaning

The data are recorded and stored on a secure server located within the Sociology Department at UNL. The Statistical Package for the Social Sciences (SPSS) software package was used to

process and document the dataset. The first step in data cleaning was to run frequency distributions on each of the variables in the survey. The second step was to generate variable and value labels (attempts were made to match the variable names and values for core items that appeared in previous NASIS administration periods). The final step in data cleaning was to recode all open-ended “other” responses on core variables and check for out-of-range values on all survey items. Recoding was done to correct for the most obvious errors/inconsistencies in the data. Some open-ended information, such as the county codes, were assigned numeric codes by the BOSR staff and also merged with the remainder of the data. The county codes are listed in Appendix F.

Since the data collected contains information specific to the topic, additional decisions related to cleaning and recoding of the data will be left to the client to ensure final data quality. It should be noted, too, that due to the nature of mail surveys, respondents do not always follow the instructions for skip patterns within the survey. Inconsistencies, which are common in mail surveys, will still exist in the data.

The cleaned, coded data were stored in an SPSS system file. A list of all variables in the archive file and the variable names used in the SPSS system file for each variable are included in Appendix G. Datasets for users involving subsets of items in the file were generated by selecting the appropriate items from this main file.

The most economical and flexible manner to use the NASIS data is by using the SPSS for Windows software program. It is also possible to produce a dataset for SAS, among other possible data formats. Any additional needs or questions concerning the NASIS dataset should be directed to the Bureau of Sociological Research.

NASIS Sample Weights

The data were weighted in four ways to account for the stratified sample design, within household probability of selection, nonresponse, and population characteristics. First, data were weighted by stratum in order to account for the disproportionate stratified sample design (basewat). Then, the data were weighted by the number of adults living in the household (Hwat) in order to adjust for within-household selection probability. Then the data were weighted for nonresponse (NRwt) by state region (reg). Please refer to Figure 1 for a description of the regions. Third, poststratification weights were applied based on region (reg), age (age_grp2), and sex (sex) in order for the data to more closely resemble the population (post_cat). Hotdeck imputation was used to provide complete data on age and sex for weighting. Table 1 shows the poststratification groups and the population counts from the 2018 American Community Survey (ACS) for each group. The ACS age category for early adults includes 18 year olds. However, the age of majority in Nebraska is 19 years old meaning that the given ACS age categories do not perfectly provide the necessary data. As a result, the number of 19 year olds was calculated as 1% of the overall Nebraska population.

Figure 1
Definitions of Regions

	<p>Region 1 - Panhandle</p>	<p>Banner Box Butte Cheyenne Dawes</p>	<p>Deuel Garden Kimball Morrill</p>	<p>Scotts Bluff Sheridan Sioux</p>
	<p>Region 2 - Southwest</p>	<p>Arthur Chase Dawson Dundy Frontier Gospel</p>	<p>Grant Hayes Hitchcock Hooker Keith Lincoln</p>	<p>Logan McPherson Perkins Red Willow Thomas</p>
	<p>Region 3 - South Central</p>	<p>Adams Blaine Buffalo Clay Custer Franklin Furnas Garfield</p>	<p>Greeley Hall Hamilton Harlan Howard Kearney Loup Merrick</p>	<p>Nickolls Phelps Sherman Valley Webster Wheeler</p>
	<p>Region 4 - North</p>	<p>Antelope Boone Boyd Brown Burt Cedar Cherry Colfax</p>	<p>Cuming Dakota Dixon Holt Keya Paha Knox Madison Nance</p>	<p>Pierce Platte Rock Stanton Thurston Wayne</p>
	<p>Region 5 - Southeast</p>	<p>Butler Fillmore Gage Jefferson Johnson Lancaster</p>	<p>Nemaha Otoe Pawnee Polk Richardson Saline</p>	<p>Saunders Seward Thayer York</p>
	<p>Region 6 - Midland</p>	<p>Cass Dodge</p>	<p>Douglas Sarpy</p>	<p>Washington</p>

Table 1. Population counts by region, age group, and sex

	19-64 Females	19-64 Males	65+ Females	65+ Males	Total
Panhandle	22,809	23,336	8,901	7,118	62,164
Southwest	64,092	65,926	22,128	18,235	170,381
South Central	55,436	58,060	20,094	16,535	150,125
North	26,874	27,734	10,342	8,878	73,828
Southeast	127,341	134,300	40,825	36,027	806,384
Midland	245,049	243,948	57,406	44,944	591,347
Total	541,601	553,304	159,696	131,737	1,386,338

Tables 2 and 3 display ACS frequencies and its comparison to NASIS weighted and unweighted frequencies. Sampling (sampwat), nonresponse (NRwt), and poststratification (post_cat) weights were multiplied together and rescaled (Rescale) to create the final weight. The variables used in weighting are included in the dataset. The final weight in the dataset is called Pwate.

Table 2 Representativeness of 2021 NASIS Sample by Region of State (Percentage Distribution by Region)

Category	Based on 2018 ACS Estimate	NASIS, Unweighted	NASIS, Weighted By Pwate
Panhandle	4.5%	9.8%	4.5%
Southwest	5.3%	11.9%	5.3%
South Central	12.3%	11.6%	12.3%
North	10.8%	12.9%	10.8%
Southeast	24.4%	30.2%	24.4%
Midland	42.7%	23.7%	42.7%
Total	100%	100%	100%

Table 3 Representativeness of 2021 NASIS Sample by Age and Sex (Percentage Distribution in Age and Sex Categories)*

Category	Based on 2018 ACS Estimate	NASIS, Unweighted	NASIS, Weighted By Pwate
Age Group:			
19 – 64	79.0%	60.0%	79.1%
65+	21.0%	40.0%	20.9%
Sex:			
Males	48.9%	41.6%	48.9%
Females	51.1%	58.4%	51.1%
Total	100%	100%	100%

*Weighted estimates are calculated using imputed variables. The frequencies above are of the variables before imputation. As a result, the weighted frequencies do not exactly match the 2018 ACS estimates.

Design Effects

The design effect due to weighting adjustments is 1.67, which represents the loss in statistical efficiency that results from unequal weights¹.

Disproportionate stratification was used for the 2021 NASIS, as discussed earlier. The use of this type of sampling resulted in a sampling design effect of 0.58².

Appropriate adjustments need to be incorporated into statistical tests when using 2021 NASIS data. See Appendix H for more information.

Questions

Any questions regarding this report or the data collected can be directed to the Bureau of Sociological Research at the University of Nebraska-Lincoln by calling (402) 472-3672 or by sending an e-mail to bosr@unl.edu.

¹ The formula used is: $1 + cv^2(w) = \frac{n(\sum_1^n w_i^2)}{(\sum_1^n w_i)^2}$

$$deff = \frac{\text{var}_{complex}(\bar{y})}{\text{var}_{SRS}(\bar{y})}$$

² The formula used is: . Used Q2 (All in all, do you think things in Nebraska are generally headed in the right direction or the wrong direction?) to calculate.

Appendices

Appendix A: Sample Design

Stratum 1 – Counties

Sioux
Dawes
Scotts
Bluff
Banner
Kimball
Box Butte
Morrill
Cheyenne
Sheridan
Garden
Deuel

Stratum 2 – Counties

Arthur
Chase
Dawson
Dundy
Frontier
Gosper
Grant
Hayes
Hitchcock
Hooker
Keith
Lincoln
Logan
McPherson
Perkins
Red Willow
Thomas

Stratum 3 – Counties

Adams
Clay
Webster
Nuckolls
Garfield
Loup
Wheeler
Greeley
Buffalo
Blaine
Custer
Franklin
Furnas
Hall
Hamilton
Harlan
Howard
Kearney
Merrick
Phelps
Sherman
Valley

Stratum 4 – Counties

Cherry
Boone
Nance
Madison
Stanton
Cuming
Burt
Antelope
Boyd
Brown
Cedar
Colfax
Dakota
Dixon
Holt
Keya
Paha
Knox
Pierce
Platte
Rock
Thurston
Wayne

Stratum 5 – Counties, excluding zip codes from Stratum 7

Lancaster
Gage
Otoe
Johnson
Nemaha
Pawnee
Richardson
Butler
Fillmore
Jefferson
Polk
Saline
Saunders
Seward
Thayer
York

Stratum 6 – Counties, excluding zip codes from Stratum 7

Douglas
Sarpy
Cass
Dodge
Washington

Stratum 7 – Zip codes

68501
68502
68503
68504
68505
68506
68507
68508
68509
68510
68512
68514
68516
68517
68520
68521
68522
68523
68524
68526
68527
68528
68529
68531
68532
68542
68544
68583
68588

Stratum 8 – Zip codes

68101
68102
68103
68104
68105
68106
68107
68108
68109
68110
68111
68112
68113
68114
68116
68117
68118
68119
68122
68124
68127
68130
68131
68132
68134
68135
68136
68137
68138
68139
68142

68144
68145
68147
68152
68154
68157
68164
68172
68175
68176
68178
68179
68180
68182
68183
68197
68198

Appendix B: Cover Letters, FAQs, and postcards

Condition 1

First Mailing – Cover Letter and FAQ



BUREAU OF SOCIOLOGICAL RESEARCH

Department of Sociology
907 ~~Oldfather~~ Hall
P.O. Box 880325
Lincoln, NE 68588-0325
(402) 472-3672
FAX (402) 472-4568
1-800-480-4549
Email: bosr@unl.edu

[Date]

«City» Resident
«Addy1» «Addy2»
«City», «STATE_ABBR» «ZIP»-«ZIP4»

Dear «City» Resident,

I am writing to ask for your household's help with a survey called the Nebraska Annual Social Indicators Survey, also called the NASIS. The questions on this survey come from multiple researchers and cover a variety of topics. The researchers have pooled their limited resources to be able to do this survey. NASIS results are used by these and other researchers, non-profits, and state agencies. They are also used for student training and for student research papers.

This effort can only be successful with your help. We need the adult (age 19 or over) from your household who has the next birthday after July 1, 2021 to do the survey.

To access this survey online, please go to the link listed below and enter your unique identification number.

Survey Link: <https://go.unl.edu/nasis2021>
Unique Identification Number: [ID]

More information about the survey can be found on the enclosed sheet. We have enclosed a small gift of \$5 to thank you for helping with the survey.

Sincerely,

A handwritten signature in blue ink that reads "Lindsey Witt-Swanson".

Lindsey Witt-Swanson
Associate Director
Bureau of Sociological Research
University of Nebraska-Lincoln

907 ~~Oldfather~~ Hall / P.O. Box 880325 / Lincoln, NE 68588-0325 / (402)472-3672 / 1-800-480-4549 / bosr@unl.edu

«ID»

Nebraska Annual Social Indicators Survey (NASIS) Information

Why did this survey come to my house? We sent the survey to a small number of randomly chosen Nebraska addresses. Answers from these households will represent the entire state.

Who should do the survey? The adult age 19 or older in your household who has the next birthday after July 1, 2021. This helps the survey represent all Nebraskans.

What should this person do? Answer the questions online using the provided link and unique identification number. The survey takes around 15 minutes.

Who is asking these questions? Researchers at the Rural Drug Addiction Research Center, NET, Nebraska Department of Health and Human Services, and Buffett Early Childhood Institute have pooled their resources to do this survey. This uses limited resources more responsibly and reduces the number of surveys people are asked to do.

Has this study been approved by the University? Yes. The UNL Institutional Review Board approved the survey. (IRB# 20160816236FB).

Is this voluntary? Yes.

Will my answers be kept confidential? Yes. Your answers will be combined with other people's answers in all reports, papers, presentations, and other analyses so nobody can tell who gave which answers. No identifying information will be reported. Thus, there are no known risks to participating.

Who uses this information? The primary users are the researchers who came together to do the survey. We will also share the survey data and analyses with other researchers, state government employees, non-profit organizations, or media. Instructors use the data to teach students, and students use it for research.

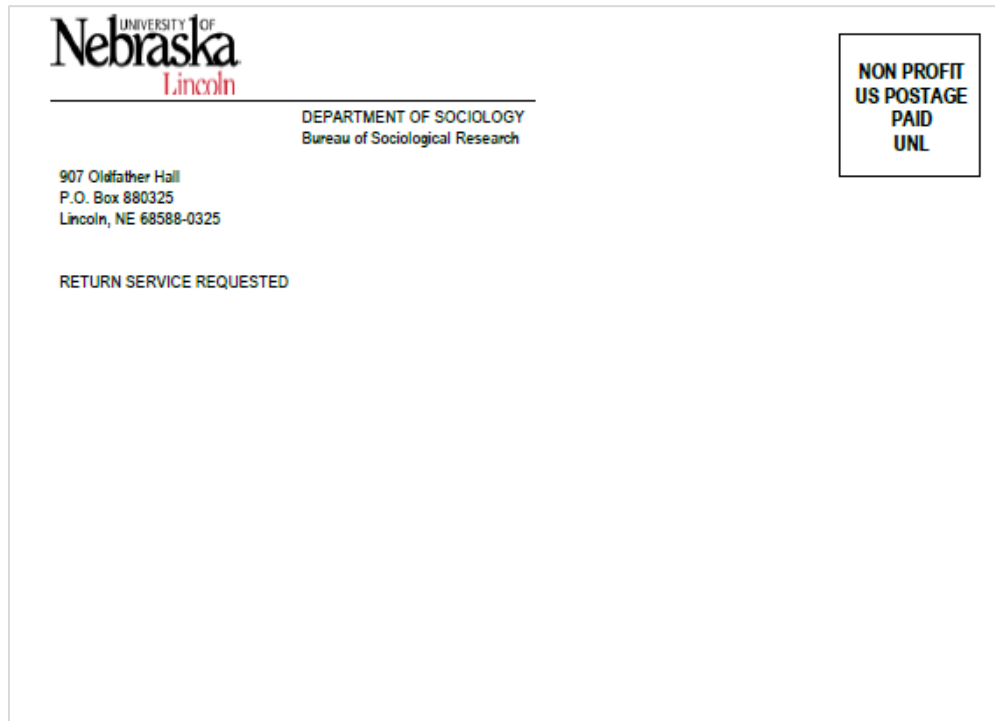
Who do I contact if I have questions about the survey? The Bureau of Sociological Research (1-800-480-4549 or email bosr@unl.edu).

Who do I contact if I have questions about my rights as a research participant? The UNL Institutional Review Board at 402-472-6965.

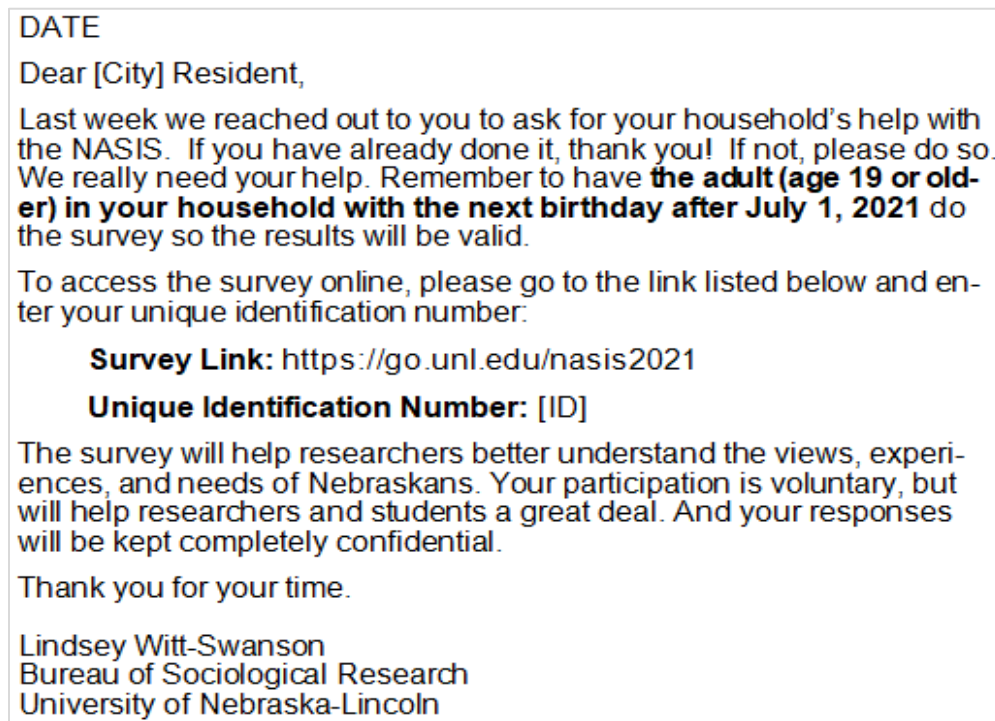
What is the future research card? This card gives you the chance to be contacted for future research opportunities. You can complete this survey whether or not you decide to return the future research card.

Reminder Postcard

Front:



Back:



Second Mailing – Cover Letter and FAQ



BUREAU OF SOCIOLOGICAL RESEARCH

Department of Sociology
907 ~~Oldfather~~ Hall
P.O. Box 880325
Lincoln, NE 68588-0325
(402) 472-3672
FAX (402) 472-4568
1-800-480-4549
Email: bosr@unl.edu

[Date]

«City» Resident
«Addy1» «Addy2»
«City», «STATE_ABBR» «ZIP»-«ZIP4»

Dear «City» Resident,

A few weeks ago we asked your household to complete the 2021 Nebraska Annual Social Indicators Survey (NASIS). We have not yet received your household's completed survey.

The NASIS has been conducted since 1977. Results have been presented at scientific meetings, published in books and articles, and covered in the news. We hope to continue this tradition. The questions asked on this year's survey will contribute to research, education, and state government decisions. We need the adult (age 19 or over) from your household who has the next birthday after July 1, 2021 to do the survey.

To access this survey online, please go to the link listed below and enter your unique identification number.

Survey Link: <https://go.unl.edu/nasis2021>
Unique Identification Number: [ID]

More information about the survey can be found on the enclosed sheet.

Sincerely,

Lindsey Witt-Swanson
Associate Director
Bureau of Sociological Research
University of Nebraska-Lincoln

907 ~~Oldfather~~ Hall / P.O. Box 880325 / Lincoln, NE 68588-0325 / (402)472-3672 / 1-800-480-4549 / bosr@unl.edu

«ID»

Nebraska Annual Social Indicators Survey (NASIS) Information

Why did this survey come to my house? We sent the survey to a small number of randomly chosen Nebraska addresses. Answers from these households will represent the entire state.

Who should do the survey? The adult age 19 or older in your household who has the next birthday after July 1, 2021. This helps the survey represent all Nebraskans.

What should this person do? Answer the questions online using the provided link and unique identification number. The survey takes around 15 minutes.

Who is asking these questions? Researchers at the Rural Drug Addiction Research Center, NET, Nebraska Department of Health and Human Services, and Buffett Early Childhood Institute have pooled their resources to do this survey. This uses limited resources more responsibly and reduces the number of surveys people are asked to do.

Has this study been approved by the University? Yes. The UNL Institutional Review Board approved the survey. (IRB# 20160816236FB).

Is this voluntary? Yes.

Will my answers be kept confidential? Yes. Your answers will be combined with other people's answers in all reports, papers, presentations, and other analyses so nobody can tell who gave which answers. No identifying information will be reported. Thus, there are no known risks to participating.

Who uses this information? The primary users are the researchers who came together to do the survey. We will also share the survey data and analyses with other researchers, state government employees, non-profit organizations, or media. Instructors use the data to teach students, and students use it for research.

Who do I contact if I have questions about the survey? The Bureau of Sociological Research (1-800-480-4549 or email bsr@unl.edu).

Who do I contact if I have questions about my rights as a research participant? The UNL Institutional Review Board at 402-472-6965.

What is the future research card? This card gives you the chance to be contacted for future research opportunities. You can complete this survey whether or not you decide to return the future research card.

Third Mailing – Cover Letter and FAQ



BUREAU OF SOCIOLOGICAL RESEARCH

Department of Sociology
907 ~~Oldfather~~ Hall
P.O. Box 880325
Lincoln, NE 68588-0325
(402) 472-3672
FAX (402) 472-4568
1-800-480-4549
Email: bosr@unl.edu

[Date]

«City» Resident
«Addy1» «Addy2»
«City», «STATE_ABBR» «ZIP»-«ZIP4»

Dear «City» Resident,

About a month ago we asked your household for help with the 2021 Nebraska Annual Social Indicators Survey (NASIS). We have not yet received your household's completed survey and are writing again to ask for your help.

The NASIS has been conducted for 45 years. Researchers, state agencies, and non-profits have presented findings to professional organizations, government decision-makers, and news reporters and published it in books and articles. We hope to continue providing data for these teams to share with the public. We need the adult (age 19 or over) from your household who has the next birthday after July 1, 2021 to do the survey.

To access this survey online, please go to the link listed below and enter your unique identification number.

Survey Link: <https://go.unl.edu/nasis2021>

Unique Identification Number: [ID]

More information about the survey can be found on the enclosed sheet.

Sincerely,

Lindsey Witt-Swanson
Associate Director
Bureau of Sociological Research
University of Nebraska-Lincoln

907 ~~Oldfather~~ Hall / P.O. Box 880325 / Lincoln, NE 68588-0325 / (402)472-3672 / 1-800-480-4549 / bosr@unl.edu

«ID»

Nebraska Annual Social Indicators Survey (NASIS) Information

Why did this survey come to my house? We sent the survey to a small number of randomly chosen Nebraska addresses. Answers from these households will represent the entire state.

Who should do the survey? The adult age 19 or older in your household who has the next birthday after July 1, 2021. This helps the survey represent all Nebraskans.

What should this person do? Answer the questions online using the provided link and unique identification number. The survey takes around 15 minutes.

Who is asking these questions? Researchers at the Rural Drug Addiction Research Center, NET, Nebraska Department of Health and Human Services, and Buffett Early Childhood Institute have pooled their resources to do this survey. This uses limited resources more responsibly and reduces the number of surveys people are asked to do.

Has this study been approved by the University? Yes. The UNL Institutional Review Board approved the survey. (IRB# 20160816236FB).

Is this voluntary? Yes.

Will my answers be kept confidential? Yes. Your answers will be combined with other people's answers in all reports, papers, presentations, and other analyses so nobody can tell who gave which answers. No identifying information will be reported. Thus, there are no known risks to participating.

Who uses this information? The primary users are the researchers who came together to do the survey. We will also share the survey data and analyses with other researchers, state government employees, non-profit organizations, or media. Instructors use the data to teach students, and students use it for research.

Who do I contact if I have questions about the survey? The Bureau of Sociological Research (1-800-480-4549 or email bosr@unl.edu).

Who do I contact if I have questions about my rights as a research participant? The UNL Institutional Review Board at 402-472-6965.

What is the future research card? This card gives you the chance to be contacted for future research opportunities. You can complete this survey whether or not you decide to return the future research card.

Condition 2
First Mailing – Cover Letter and FAQ



BUREAU OF SOCIOLOGICAL RESEARCH

Department of Sociology
907 Oldfather Hall
P.O. Box 880325
Lincoln, NE 68588-0325
(402) 472-3672
FAX (402) 472-4568
1-800-480-4549
Email: bosr@unl.edu

[Date]

«City» Resident
«Addy1» «Addy2»
«City», «STATE_ABBR» «ZIP»-«ZIP4»

Dear «City» Resident,

I am writing to ask for your household's help with a survey called the Nebraska Annual Social Indicators Survey, also called the NASIS. The questions on this survey come from multiple researchers and cover a variety of topics. The researchers have pooled their limited resources to be able to do this survey. NASIS results are used by these and other researchers, non-profits, and state agencies. They are also used for student training and for student research papers.

This effort can only be successful with your help. We need the **adult (age 19 or over) from your household who has the next birthday after July 1, 2021** to do the survey.

Please complete and return the enclosed paper questionnaire.

More information about the survey can be found on the enclosed sheet. We have enclosed a small gift of \$5 to thank you for helping with the survey.

Sincerely,

Lindsey Witt-Swanson
Associate Director
Bureau of Sociological Research
University of Nebraska-Lincoln

907 Oldfather Hall / P.O. Box 880325 / Lincoln, NE 68588-0325 / (402)472-3672 / 1-800-480-4549 / bosr@unl.edu

<ID>

Nebraska Annual Social Indicators Survey (NASIS) Information

Why did this survey come to my house? We sent the survey to a small number of randomly chosen Nebraska addresses. Answers from these households will represent the entire state.

Who should do the survey? The adult age 19 or older in your household who has the next birthday after July 1, 2021. This helps the survey represent all Nebraskans.

What should this person do? Answer the questions and return the survey in the return envelope. The survey takes around 15 minutes.

Who is asking these questions? Researchers at the Rural Drug Addiction Research Center, NET, Nebraska Department of Health and Human Services, and Buffett Early Childhood Institute have pooled their resources to do this survey. This uses limited resources more responsibly and reduces the number of surveys people are asked to do.

Has this study been approved by the University? Yes. The UNL Institutional Review Board approved the survey. (IRB# 20160816236FB).

Is this voluntary? Yes.

Will my answers be kept confidential? Yes. Your answers will be combined with other people's answers in all reports, papers, presentations, and other analyses so nobody can tell who gave which answers. No identifying information will be reported. Thus, there are no known risks to participating.

Who uses this information? The primary users are the researchers who came together to do the survey. We will also share the survey data and analyses with other researchers, state government employees, non-profit organizations, or media. Instructors use the data to teach students, and students use it for research.


Who do I contact if I have questions about the survey? The Bureau of Sociological Research (1-800-480-4549 or email bosr@unl.edu).

Who do I contact if I have questions about my rights as a research participant? The UNL Institutional Review Board at 402-472-6965.

What is the future research card? This card gives you the chance to be contacted for future research opportunities. You can complete this survey whether or not you decide to return the future research card.

Reminder Postcard

Front:

	<p>DEPARTMENT OF SOCIOLOGY Bureau of Sociological Research</p>	<p>NON PROFIT US POSTAGE PAID UNL</p>
<p>907 Oldfather Hall P.O. Box 880325 Lincoln, NE 68588-0325</p>		
<p>RETURN SERVICE REQUESTED</p>		

Back:

DATE

Dear [City] Resident,

Last week we reached out to you to ask for your household's help with the NASIS. If you have already done it, thank you! If not, please do so. We really need your help. Remember to have **the adult (age 19 or older) in your household with the next birthday after July 1, 2021** do the survey so the results will be valid.

Please complete and return the questionnaire we sent your household. If you need another copy, please call 1-800-480-4549.

The survey will help researchers better understand the views, experiences, and needs of Nebraskans. Your participation is voluntary, but will help researchers and students a great deal. And your responses will be kept completely confidential.

Thank you for your time.

Lindsey Witt-Swanson
Bureau of Sociological Research
University of Nebraska-Lincoln

Second Mailing – Cover Letter and FAQ



BUREAU OF SOCIOLOGICAL RESEARCH

Department of Sociology
907 ~~Oldfather~~ Hall
P.O. Box 880325
Lincoln, NE 68588-0325
(402) 472-3672
FAX (402) 472-4568
1-800-480-4549
Email: bosr@unl.edu

[Date]

«City» Resident
«Addy1» «Addy2»
«City», «STATE_ABBR» «ZIP»-«ZIP4»

Dear «City» Resident,

A few weeks ago we asked your household to complete the 2021 Nebraska Annual Social Indicators Survey (NASIS). We have not yet received your household's completed survey.

The NASIS has been conducted since 1977. Results have been presented at scientific meetings, published in books and articles, and covered in the news. We hope to continue this tradition. The questions asked on this year's survey will contribute to research, education, and state government decisions. We need the **adult (age 19 or over) from your household who has the next birthday after July 1, 2021** to do the survey.

Please complete and return the enclosed paper questionnaire.

More information about the survey can be found on the enclosed sheet.

Sincerely,

Lindsey Witt-Swanson
Associate Director
Bureau of Sociological Research
University of Nebraska-Lincoln

907 ~~Oldfather~~ Hall / P.O. Box 880325 / Lincoln, NE 68588-0325 / (402)472-3672 / 1-800-480-4549 / bosr@unl.edu

«ID»

Nebraska Annual Social Indicators Survey (NASIS) Information

Why did this survey come to my house? We sent the survey to a small number of randomly chosen Nebraska addresses. Answers from these households will represent the entire state.

Who should do the survey? The adult age 19 or older in your household who has the next birthday after July 1, 2021. This helps the survey represent all Nebraskans.

What should this person do? Answer the questions and return the survey in the return envelope. The survey takes around 15 minutes.

Who is asking these questions? Researchers at the Rural Drug Addiction Research Center, NET, Nebraska Department of Health and Human Services, and Buffett Early Childhood Institute have pooled their resources to do this survey. This uses limited resources more responsibly and reduces the number of surveys people are asked to do.

Has this study been approved by the University? Yes. The UNL Institutional Review Board approved the survey. (IRB# 20160816236FB).

Is this voluntary? Yes.

Will my answers be kept confidential? Yes. Your answers will be combined with other people's answers in all reports, papers, presentations, and other analyses so nobody can tell who gave which answers. No identifying information will be reported. Thus, there are no known risks to participating.

Who uses this information? The primary users are the researchers who came together to do the survey. We will also share the survey data and analyses with other researchers, state government employees, non-profit organizations, or media. Instructors use the data to teach students, and students use it for research.

Who do I contact if I have questions about the survey? The Bureau of Sociological Research (1-800-480-4549 or email bosr@unl.edu).

Who do I contact if I have questions about my rights as a research participant? The UNL Institutional Review Board at 402-472-6965.

What is the future research card? This card gives you the chance to be contacted for future research opportunities. You can complete this survey whether or not you decide to return the future research card.

Third Mailing – Cover Letter and FAQ



BUREAU OF SOCIOLOGICAL RESEARCH

Department of Sociology
907 Oldfather Hall
P.O. Box 880325
Lincoln, NE 68588-0325
(402) 472-3672
FAX (402) 472-4568
1-800-480-4549
Email: bosr@unl.edu

[Date]

«City» Resident
«Addy1» «Addy2»
«City», «STATE_ABBR» «ZIP»-«ZIP4»

Dear «City» Resident,

About a month ago we asked your household for help with the 2021 Nebraska Annual Social Indicators Survey (NASIS). We have not yet received your household's completed survey and are writing again to ask for your help.

The NASIS has been conducted for 45 years. Researchers, state agencies, and non-profits have presented findings to professional organizations, government decision-makers, and news reporters and published it in books and articles. We hope to continue providing data for these teams to share with the public. We need the adult (age 19 or over) from your household who has the next birthday after July 1, 2021 to do the survey.

Please complete and return the enclosed paper questionnaire.

More information about the survey can be found on the enclosed sheet.

Sincerely,

Lindsey Witt-Swanson
Associate Director
Bureau of Sociological Research
University of Nebraska-Lincoln

907 Oldfather Hall / P.O. Box 880325 / Lincoln, NE 68588-0325 / (402)472-3672 / 1-800-480-4549 / bosr@unl.edu

«ID»

Nebraska Annual Social Indicators Survey (NASIS) Information

Why did this survey come to my house? We sent the survey to a small number of randomly chosen Nebraska addresses. Answers from these households will represent the entire state.

Who should do the survey? The adult age 19 or older in your household who has the next birthday after July 1, 2021. This helps the survey represent all Nebraskans.

What should this person do? Answer the questions and return the survey in the return envelope. The survey takes around 15 minutes.

Who is asking these questions? Researchers at the Rural Drug Addiction Research Center, NET, Nebraska Department of Health and Human Services, and Buffett Early Childhood Institute have pooled their resources to do this survey. This uses limited resources more responsibly and reduces the number of surveys people are asked to do.

Has this study been approved by the University? Yes. The UNL Institutional Review Board approved the survey. (IRB# 20160816236FB).

Is this voluntary? Yes.

Will my answers be kept confidential? Yes. Your answers will be combined with other people's answers in all reports, papers, presentations, and other analyses so nobody can tell who gave which answers. No identifying information will be reported. Thus, there are no known risks to participating.

Who uses this information? The primary users are the researchers who came together to do the survey. We will also share the survey data and analyses with other researchers, state government employees, non-profit organizations, or media. Instructors use the data to teach students, and students use it for research.

Who do I contact if I have questions about the survey? The Bureau of Sociological Research (1-800-480-4549 or email bsr@unl.edu).

Who do I contact if I have questions about my rights as a research participant? The UNL Institutional Review Board at 402-472-6965.

What is the future research card? This card gives you the chance to be contacted for future research opportunities. You can complete this survey whether or not you decide to return the future research card.

Condition 3
First Mailing – Cover Letter and FAQ



BUREAU OF SOCIOLOGICAL RESEARCH

Department of Sociology
907 ~~Oldfather~~ Hall
P.O. Box 880325
Lincoln, NE 68588-0325
(402) 472-3672
FAX (402) 472-4568
1-800-480-4549
Email: bosr@unl.edu

[Date]

«City» Resident
«Addy1» «Addy2»
«City», «STATE_ABBR» «ZIP»-«ZIP4»

Dear «City» Resident,

I am writing to ask for your household's help with a survey called the Nebraska Annual Social Indicators Survey, also called the NASIS. The questions on this survey come from multiple researchers and cover a variety of topics. The researchers have pooled their limited resources to be able to do this survey. NASIS results are used by these and other researchers, non-profits, and state agencies. They are also used for student training and for student research papers.

This effort can only be successful with your help. We need the **adult (age 19 or over) from your household who has the next birthday after July 1, 2021** to do the survey.

We have made the survey available online because it allows us to collect the information more quickly and to be more responsible with our research money. However, because some people don't use the internet and it is important that we hear from all households, we've also enclosed a paper copy and a postage-paid return envelope. To access this survey online, please go to the link listed below and enter your unique identification number.

Survey Link: <https://go.unl.edu/nasis2021>
Unique Identification Number: [ID]

If you do not want to do the survey online, please complete and return the enclosed paper questionnaire.

More information about the survey can be found on the enclosed sheet. We have enclosed a small gift of \$5 to thank you for helping with the survey.

Sincerely,

Lindsey Witt-Swanson
Associate Director
Bureau of Sociological Research
University of Nebraska-Lincoln

907 ~~Oldfather~~ Hall / P.O. Box 880325 / Lincoln, NE 68588-0325 / (402)472-3672 / 1-800-480-4549 / bosr@unl.edu

«ID»

Nebraska Annual Social Indicators Survey (NASIS) Information

Why did this survey come to my house? We sent the survey to a small number of randomly chosen Nebraska addresses. Answers from these households will represent the entire state.

Who should do the survey? The adult age 19 or older in your household who has the next birthday after July 1, 2021. This helps the survey represent all Nebraskans.

What should this person do? Answer the questions either online using the provided link and unique identification number or by paper and return the survey in the return envelope. The survey takes around 15 minutes.

Who is asking these questions? Researchers at the Rural Drug Addiction Research Center, NET, Nebraska Department of Health and Human Services, and Buffett Early Childhood Institute have pooled their resources to do this survey. This uses limited resources more responsibly and reduces the number of surveys people are asked to do.

Has this study been approved by the University? Yes. The UNL Institutional Review Board approved the survey. (IRB# 20160816236FB).

Is this voluntary? Yes.

Will my answers be kept confidential? Yes. Your answers will be combined with other people's answers in all reports, papers, presentations, and other analyses so nobody can tell who gave which answers. No identifying information will be reported. Thus, there are no known risks to participating.

Who uses this information? The primary users are the researchers who came together to do the survey. We will also share the survey data and analyses with other researchers, state government employees, non-profit organizations, or media. Instructors use the data to teach students, and students use it for research.


Who do I contact if I have questions about the survey? The Bureau of Sociological Research (1-800-480-4549 or email bsr@unl.edu).

Who do I contact if I have questions about my rights as a research participant? The UNL Institutional Review Board at 402-472-6965.

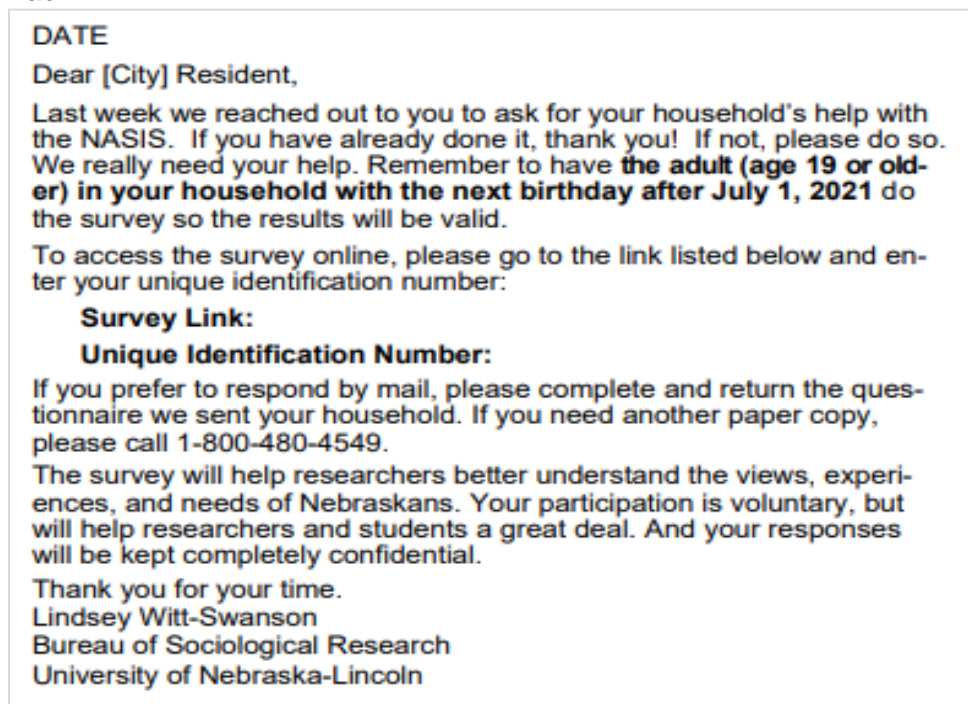
What is the future research card? This card gives you the chance to be contacted for future research opportunities. You can complete this survey whether or not you decide to return the future research card.

Reminder Postcard

Front:



Back:



Second Mailing – Cover Letter and FAQ



BUREAU OF SOCIOLOGICAL RESEARCH

Department of Sociology
907 ~~Oldfather~~ Hall
P.O. Box 880325
Lincoln, NE 68588-0325
(402) 472-3672
FAX (402) 472-4568
1-800-480-4549
Email: bosr@unl.edu

[Date]

«City» Resident
«Addy1» «Addy2»
«City», «STATE_ABBR» «ZIP»-«ZIP4»

Dear «City» Resident,

A few weeks ago we asked your household to complete the 2021 Nebraska Annual Social Indicators Survey (NASIS). We have not yet received your household's completed survey.

The NASIS has been conducted since 1977. Results have been presented at scientific meetings, published in books and articles, and covered in the news. We hope to continue this tradition. The questions asked on this year's survey will contribute to research, education, and state government decisions. We need the **adult (age 19 or over) from your household who has the next birthday after July 1, 2021** to do the survey.

We have made the survey available online because it allows us to collect the information more quickly and to be more responsible with our research money. However, because some people don't use the internet and it is important that we hear from all households, we've also enclosed a paper copy and a postage-paid return envelope. To complete this survey online, please go to the link listed below and enter your unique identification number.

Survey Link: <https://go.unl.edu/nasis2021>
Unique Identification Number: [ID]

If you do not want to do the survey online, please complete and return the enclosed paper questionnaire.

More information about the survey can be found on the enclosed sheet.

Sincerely,

Lindsey Witt-Swanson
Associate Director
Bureau of Sociological Research
University of Nebraska-Lincoln

907 ~~Oldfather~~ Hall / P.O. Box 880325 / Lincoln, NE 68588-0325 / (402)472-3672 / 1-800-480-4549 / bosr@unl.edu

«ID»

Nebraska Annual Social Indicators Survey (NASIS) Information

Why did this survey come to my house? We sent the survey to a small number of randomly chosen Nebraska addresses. Answers from these households will represent the entire state.

Who should do the survey? The adult age 19 or older in your household who has the next birthday after July 1, 2021. This helps the survey represent all Nebraskans.

What should this person do? Answer the questions either online using the provided link and unique identification number or by paper and return the survey in the return envelope. The survey takes around 15 minutes.

Who is asking these questions? Researchers at the Rural Drug Addiction Research Center, NET, Nebraska Department of Health and Human Services, and Buffett Early Childhood Institute have pooled their resources to do this survey. This uses limited resources more responsibly and reduces the number of surveys people are asked to do.

Has this study been approved by the University? Yes. The UNL Institutional Review Board approved the survey. (IRB# 20160816236FB).

Is this voluntary? Yes.

Will my answers be kept confidential? Yes. Your answers will be combined with other people's answers in all reports, papers, presentations, and other analyses so nobody can tell who gave which answers. No identifying information will be reported. Thus, there are no known risks to participating.

Who uses this information? The primary users are the researchers who came together to do the survey. We will also share the survey data and analyses with other researchers, state government employees, non-profit organizations, or media. Instructors use the data to teach students, and students use it for research.

Who do I contact if I have questions about the survey? The Bureau of Sociological Research (1-800-480-4549 or email bosr@unl.edu).

Who do I contact if I have questions about my rights as a research participant? The UNL Institutional Review Board at 402-472-6965.

What is the future research card? This card gives you the chance to be contacted for future research opportunities. You can complete this survey whether or not you decide to return the future research card.

Third Mailing – Cover Letter and FAQ



BUREAU OF SOCIOLOGICAL RESEARCH

Department of Sociology
907 ~~Oldfather~~ Hall
P.O. Box 880325
Lincoln, NE 68588-0325
(402) 472-3672
FAX (402) 472-4568
1-800-480-4549
Email: bosr@unl.edu

[Date]

«City» Resident
«Addy1» «Addy2»
«City», «STATE_ABBR» «ZIP»-«ZIP4»

Dear «City» Resident,

About a month ago we asked your household for help with the 2021 Nebraska Annual Social Indicators Survey (NASIS). We have not yet received your household's completed survey and are writing again to ask for your help.

The NASIS has been conducted for 45 years. Researchers, state agencies, and non-profits have presented findings to professional organizations, government decision-makers, and news reporters and published it in books and articles. We hope to continue providing data for these teams to share with the public. We need the **adult (age 19 or over) from your household who has the next birthday after July 1, 2021** to do the survey.

We have made the survey available online because it allows us to collect the information more quickly and to be more responsible with our research money. However, because some people don't use the internet and it is important that we hear from all households, we've also enclosed a paper copy and a postage-paid return envelope. To complete this survey online, please go to the link listed below and enter your unique identification number.

Survey Link: <https://go.unl.edu/nasis2021>
Unique Identification Number: [ID]

If you do not want to do the survey online, please complete and return the enclosed paper questionnaire.

More information about the survey can be found on the enclosed sheet.

Sincerely,

Lindsey Witt-Swanson
Associate Director
Bureau of Sociological Research
University of Nebraska-Lincoln

907 ~~Oldfather~~ Hall / P.O. Box 880325 / Lincoln, NE 68588-0325 / (402)472-3672 / 1-800-480-4549 / bosr@unl.edu

«ID»

Nebraska Annual Social Indicators Survey (NASIS) Information

Why did this survey come to my house? We sent the survey to a small number of randomly chosen Nebraska addresses. Answers from these households will represent the entire state.

Who should do the survey? The adult age 19 or older in your household who has the next birthday after July 1, 2021. This helps the survey represent all Nebraskans.

What should this person do? Answer the questions either online using the provided link and unique identification number or by paper and return the survey in the return envelope. The survey takes around 15 minutes.

Who is asking these questions? Researchers at the Rural Drug Addiction Research Center, NET, Nebraska Department of Health and Human Services, and Buffett Early Childhood Institute have pooled their resources to do this survey. This uses limited resources more responsibly and reduces the number of surveys people are asked to do.

Has this study been approved by the University? Yes. The UNL Institutional Review Board approved the survey. (IRB# 20160816236FB).

Is this voluntary? Yes.

Will my answers be kept confidential? Yes. Your answers will be combined with other people's answers in all reports, papers, presentations, and other analyses so nobody can tell who gave which answers. No identifying information will be reported. Thus, there are no known risks to participating.

Who uses this information? The primary users are the researchers who came together to do the survey. We will also share the survey data and analyses with other researchers, state government employees, non-profit organizations, or media. Instructors use the data to teach students, and students use it for research.

Who do I contact if I have questions about the survey? The Bureau of Sociological Research (1-800-480-4549 or email bosr@unl.edu).

Who do I contact if I have questions about my rights as a research participant? The UNL Institutional Review Board at 402-472-6965.

What is the future research card? This card gives you the chance to be contacted for future research opportunities. You can complete this survey whether or not you decide to return the future research card.

Condition 4
First Mailing – Cover Letter and FAQ



BUREAU OF SOCIOLOGICAL RESEARCH

Department of Sociology
907 Oldfather Hall
P.O. Box 880325
Lincoln, NE 68588-0325
(402) 472-3672
FAX (402) 472-4568
1-800-480-4549
Email: bosr@unl.edu

[Date]

«City» Resident
«Addy1» «Addy2»
«City», «STATE_ABBR» «ZIP»-«ZIP4»

Dear «City» Resident,

I am writing to ask for your household's help with a survey called the Nebraska Annual Social Indicators Survey, also called the NASIS. The questions on this survey come from multiple researchers and cover a variety of topics. The researchers have pooled their limited resources to be able to do this survey. NASIS results are used by these and other researchers, non-profits, and state agencies. They are also used for student training and for student research papers.

This effort can only be successful with your help. We need the adult (age 19 or over) from your household who has the next birthday after July 1, 2021 to do the survey.

To access this survey online, please go to the link listed below and enter your unique identification number.

Survey Link: <https://go.unl.edu/nasis2021>
Unique Identification Number: [ID]

More information about the survey can be found on the enclosed sheet. We have enclosed a small gift of \$5 to thank you for helping with the survey.

Sincerely,

Lindsey Witt-Swanson
Associate Director
Bureau of Sociological Research
University of Nebraska-Lincoln

907 Oldfather Hall / P.O. Box 880325 / Lincoln, NE 68588-0325 / (402)472-3672 / 1-800-480-4549 / bosr@unl.edu

<ID>

Nebraska Annual Social Indicators Survey (NASIS) Information

Why did this survey come to my house? We sent the survey to a small number of randomly chosen Nebraska addresses. Answers from these households will represent the entire state.

Who should do the survey? The adult age 19 or older in your household who has the next birthday after July 1, 2021. This helps the survey represent all Nebraskans.

What should this person do? Answer the questions online using the provided link and unique identification number. The survey takes around 15 minutes.

Who is asking these questions? Researchers at the Rural Drug Addiction Research Center, NET, Nebraska Department of Health and Human Services, and Buffett Early Childhood Institute have pooled their resources to do this survey. This uses limited resources more responsibly and reduces the number of surveys people are asked to do.

Has this study been approved by the University? Yes. The UNL Institutional Review Board approved the survey. (IRB# 20160816236FB).

Is this voluntary? Yes.

Will my answers be kept confidential? Yes. Your answers will be combined with other people's answers in all reports, papers, presentations, and other analyses so nobody can tell who gave which answers. No identifying information will be reported. Thus, there are no known risks to participating.

Who uses this information? The primary users are the researchers who came together to do the survey. We will also share the survey data and analyses with other researchers, state government employees, non-profit organizations, or media. Instructors use the data to teach students, and students use it for research.


Who do I contact if I have questions about the survey? The Bureau of Sociological Research (1-800-480-4549 or email bosr@unl.edu).

Who do I contact if I have questions about my rights as a research participant? The UNL Institutional Review Board at 402-472-6965.

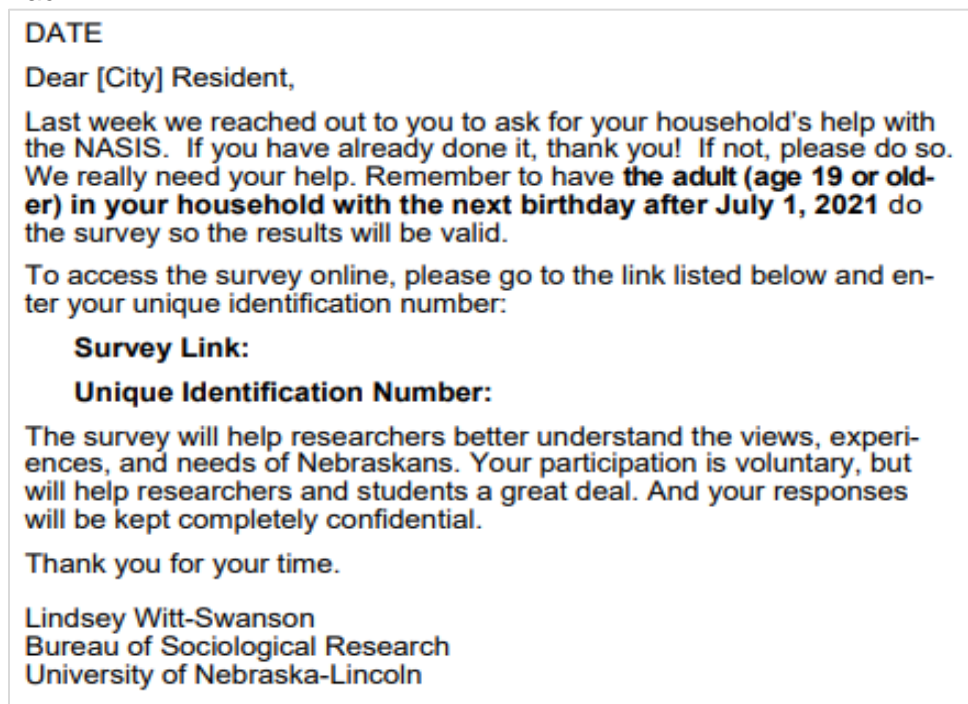
What is the future research card? This card gives you the chance to be contacted for future research opportunities. You can complete this survey whether or not you decide to return the future research card.

Reminder Postcard

Front:



Back:



Second Mailing – Cover Letter and FAQ



BUREAU OF SOCIOLOGICAL RESEARCH

Department of Sociology
907 ~~Oldfather~~ Hall
P.O. Box 880325
Lincoln, NE 68588-0325
(402) 472-3672
FAX (402) 472-4568
1-800-480-4549
Email: bosr@unl.edu

[Date]

«City» Resident
«Addy1» «Addy2»
«City», «STATE_ABBR» «ZIP»-«ZIP4»

Dear «City» Resident,

A few weeks ago we asked your household to complete the 2021 Nebraska Annual Social Indicators Survey (NASIS). We have not yet received your household's completed survey.

The NASIS has been conducted since 1977. Results have been presented at scientific meetings, published in books and articles, and covered in the news. We hope to continue this tradition. The questions asked on this year's survey will contribute to research, education, and state government decisions. We need the adult (age 19 or over) from your household who has the next birthday after July 1, 2021 to do the survey.

To access this survey online, please go to the link listed below and enter your unique identification number.

Survey Link: <https://go.unl.edu/nasis2021>
Unique Identification Number: [ID]

More information about the survey can be found on the enclosed sheet.

Sincerely,

Lindsey Witt-Swanson
Associate Director
Bureau of Sociological Research
University of Nebraska-Lincoln

907 ~~Oldfather~~ Hall / P.O. Box 880325 / Lincoln, NE 68588-0325 / (402)472-3672 / 1-800-480-4549 / bosr@unl.edu

«ID»

Nebraska Annual Social Indicators Survey (NASIS) Information

Why did this survey come to my house? We sent the survey to a small number of randomly chosen Nebraska addresses. Answers from these households will represent the entire state.

Who should do the survey? The adult age 19 or older in your household who has the next birthday after July 1, 2021. This helps the survey represent all Nebraskans.

What should this person do? Answer the questions online using the provided link and unique identification number. The survey takes around 15 minutes.

Who is asking these questions? Researchers at the Rural Drug Addiction Research Center, NET, Nebraska Department of Health and Human Services, and Buffett Early Childhood Institute have pooled their resources to do this survey. This uses limited resources more responsibly and reduces the number of surveys people are asked to do.

Has this study been approved by the University? Yes. The UNL Institutional Review Board approved the survey. (IRB# 20160816236FB).

Is this voluntary? Yes.

Will my answers be kept confidential? Yes. Your answers will be combined with other people's answers in all reports, papers, presentations, and other analyses so nobody can tell who gave which answers. No identifying information will be reported. Thus, there are no known risks to participating.

Who uses this information? The primary users are the researchers who came together to do the survey. We will also share the survey data and analyses with other researchers, state government employees, non-profit organizations, or media. Instructors use the data to teach students, and students use it for research.

Who do I contact if I have questions about the survey? The Bureau of Sociological Research (1-800-480-4549 or email bosr@unl.edu).

Who do I contact if I have questions about my rights as a research participant? The UNL Institutional Review Board at 402-472-6965.

What is the future research card? This card gives you the chance to be contacted for future research opportunities. You can complete this survey whether or not you decide to return the future research card.

Third Mailing – Cover Letter and FAQ



BUREAU OF SOCIOLOGICAL RESEARCH

Department of Sociology
907 ~~Oldfather~~ Hall
P.O. Box 880325
Lincoln, NE 68588-0325
(402) 472-3672
FAX (402) 472-4568
1-800-480-4549
Email: bosr@unl.edu

[Date]

«City» Resident
«Addy1» «Addy2»
«City», «STATE_ABBR» «ZIP»-«ZIP4»

Dear «City» Resident,

About a month ago we asked your household for help with the 2021 Nebraska Annual Social Indicators Survey (NASIS). We have not yet received your household's completed survey and are writing again to ask for your help.

The NASIS has been conducted for 45 years. Researchers, state agencies, and non-profits have presented findings to professional organizations, government decision-makers, and news reporters and published it in books and articles. We hope to continue providing data for these teams to share with the public. We need the adult (age 19 or over) from your household who has the next birthday after July 1, 2021 to do the survey.

We have made the survey available online because it allows us to collect the information more quickly and to be more responsible with our research money. However, because some people don't use the internet and it is important that we hear from all households, we've also enclosed a paper copy and a postage-paid return envelope. To complete this survey online, please go to the link listed below and enter your unique identification number.

Survey Link: <https://go.unl.edu/nasis2021>

Unique Identification Number: [ID]

If you do not want to do the survey online, please complete and return the enclosed paper questionnaire.

More information about the survey can be found on the enclosed sheet.

Sincerely,

Lindsey Witt-Swanson
Associate Director
Bureau of Sociological Research
University of Nebraska-Lincoln

907 ~~Oldfather~~ Hall / P.O. Box 880325 / Lincoln, NE 68588-0325 / (402)472-3672 / 1-800-480-4549 / bosr@unl.edu

«ID»

Nebraska Annual Social Indicators Survey (NASIS) Information

Why did this survey come to my house? We sent the survey to a small number of randomly chosen Nebraska addresses. Answers from these households will represent the entire state.

Who should do the survey? The adult age 19 or older in your household who has the next birthday after July 1, 2021. This helps the survey represent all Nebraskans.

What should this person do? Answer the questions either online using the provided link and unique identification number or by paper and return the survey in the return envelope. The survey takes around 15 minutes.

Who is asking these questions? Researchers at the Rural Drug Addiction Research Center, NET, Nebraska Department of Health and Human Services, and Buffett Early Childhood Institute have pooled their resources to do this survey. This uses limited resources more responsibly and reduces the number of surveys people are asked to do.

Has this study been approved by the University? Yes. The UNL Institutional Review Board approved the survey. (IRB# 20160816236FB).

Is this voluntary? Yes.

Will my answers be kept confidential? Yes. Your answers will be combined with other people's answers in all reports, papers, presentations, and other analyses so nobody can tell who gave which answers. No identifying information will be reported. Thus, there are no known risks to participating.

Who uses this information? The primary users are the researchers who came together to do the survey. We will also share the survey data and analyses with other researchers, state government employees, non-profit organizations, or media. Instructors use the data to teach students, and students use it for research.

Who do I contact if I have questions about the survey? The Bureau of Sociological Research (1-800-480-4549 or email bosr@unl.edu).

Who do I contact if I have questions about my rights as a research participant? The UNL Institutional Review Board at 402-472-6965.

What is the future research card? This card gives you the chance to be contacted for future research opportunities. You can complete this survey whether or not you decide to return the future research card.

Condition 5
First Mailing – Cover Letter and FAQ



BUREAU OF SOCIOLOGICAL RESEARCH

Department of Sociology
907 ~~Oldfather~~ Hall
P.O. Box 880325
Lincoln, NE 68588-0325
(402) 472-3672
FAX (402) 472-4568
1-800-480-4549
Email: bosr@unl.edu

[Date]

«City» Resident
«Addy1» «Addy2»
«City», «STATE_ABBR» «ZIP»-«ZIP4»

Dear «City» Resident,

I am writing to ask for your household's help with a survey called the Nebraska Annual Social Indicators Survey, also called the NASIS. The questions on this survey come from multiple researchers and cover a variety of topics. The researchers have pooled their limited resources to be able to do this survey. NASIS results are used by these and other researchers, non-profits, and state agencies. They are also used for student training and for student research papers.

This effort can only be successful with your help. We need **the adult (age 19 or over) from your household who has the next birthday after July 1, 2021** to do the survey.

To access this survey online, please go to the link listed below and enter your unique identification number.

Survey Link: <https://go.unl.edu/nasis2021>
Unique Identification Number: [ID]

More information about the survey can be found on the enclosed sheet. We have enclosed a small gift of \$5 to thank you for helping with the survey.

Sincerely,

Lindsey Witt-Swanson
Associate Director
Bureau of Sociological Research
University of Nebraska-Lincoln

907 ~~Oldfather~~ Hall / P.O. Box 880325 / Lincoln, NE 68588-0325 / (402)472-3672 / 1-800-480-4549 / bosr@unl.edu

«ID»

Nebraska Annual Social Indicators Survey (NASIS) Information

Why did this survey come to my house? We sent the survey to a small number of randomly chosen Nebraska addresses. Answers from these households will represent the entire state.

Who should do the survey? The adult age 19 or older in your household who has the next birthday after July 1, 2021. This helps the survey represent all Nebraskans.

What should this person do? Answer the questions online using the provided link and unique identification number. The survey takes around 15 minutes.

Who is asking these questions? Researchers at the Rural Drug Addiction Research Center, NET, Nebraska Department of Health and Human Services, and Buffett Early Childhood Institute have pooled their resources to do this survey. This uses limited resources more responsibly and reduces the number of surveys people are asked to do.

Has this study been approved by the University? Yes. The UNL Institutional Review Board approved the survey. (IRB# 20160816236FB).

Is this voluntary? Yes.

Will my answers be kept confidential? Yes. Your answers will be combined with other people's answers in all reports, papers, presentations, and other analyses so nobody can tell who gave which answers. No identifying information will be reported. Thus, there are no known risks to participating.

Who uses this information? The primary users are the researchers who came together to do the survey. We will also share the survey data and analyses with other researchers, state government employees, non-profit organizations, or media. Instructors use the data to teach students, and students use it for research.


Who do I contact if I have questions about the survey? The Bureau of Sociological Research (1-800-480-4549 or email bosr@unl.edu).

Who do I contact if I have questions about my rights as a research participant? The UNL Institutional Review Board at 402-472-6965.

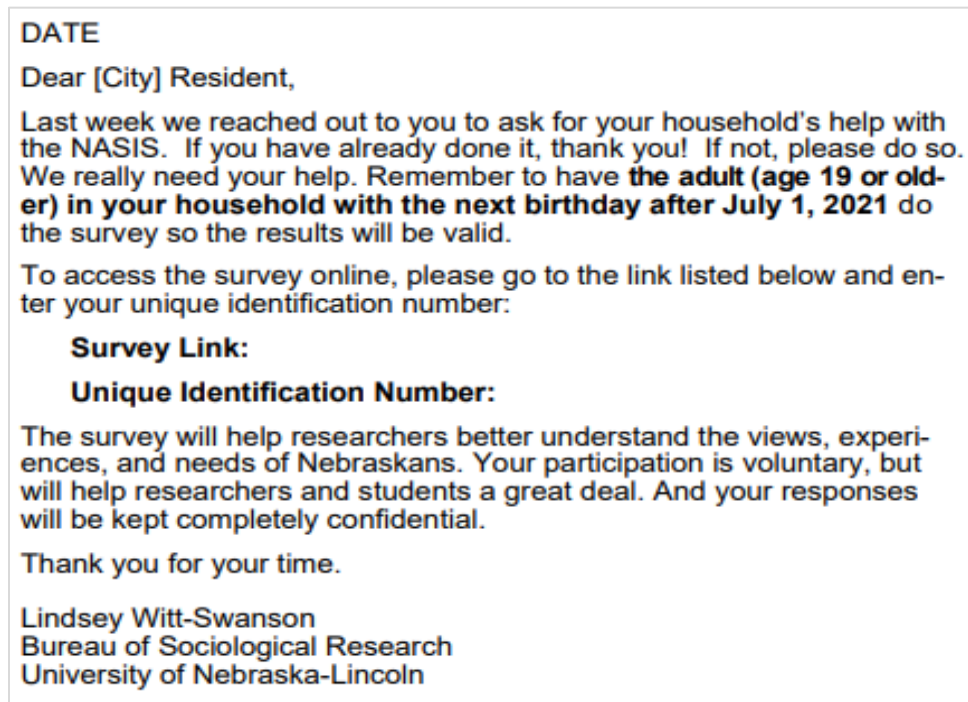
What is the future research card? This card gives you the chance to be contacted for future research opportunities. You can complete this survey whether or not you decide to return the future research card.

Reminder Postcard

Front:



Back:



Second Mailing – Cover Letter and FAQ



BUREAU OF SOCIOLOGICAL RESEARCH

Department of Sociology
907 Oldfather Hall
P.O. Box 880325
Lincoln, NE 68588-0325
(402) 472-3672
FAX (402) 472-4568
1-800-480-4549
Email: bosr@unl.edu

[Date]

«City» Resident
«Addy1» «Addy2»
«City», «STATE_ABBR» «ZIP»-«ZIP4»

Dear «City» Resident,

A few weeks ago we asked your household to complete the 2021 Nebraska Annual Social Indicators Survey (NASIS). We have not yet received your household's completed survey.

The NASIS has been conducted since 1977. Results have been presented at scientific meetings, published in books and articles, and covered in the news. We hope to continue this tradition. The questions asked on this year's survey will contribute to research, education, and state government decisions. We need the **adult (age 19 or over) from your household who has the next birthday after July 1, 2021** to do the survey.

We have made the survey available online because it allows us to collect the information more quickly and to be more responsible with our research money. However, because some people don't use the internet and it is important that we hear from all households, we've also enclosed a paper copy and a postage-paid return envelope. To complete this survey online, please go to the link listed below and enter your unique identification number.

Survey Link: <https://go.unl.edu/nasis2021>
Unique Identification Number: [ID]

If you do not want to do the survey online, please complete and return the enclosed paper questionnaire.

More information about the survey can be found on the enclosed sheet.

Sincerely,

Lindsey Witt-Swanson
Associate Director
Bureau of Sociological Research
University of Nebraska-Lincoln

907 Oldfather Hall / P.O. Box 880325 / Lincoln, NE 68588-0325 / (402)472-3672 / 1-800-480-4549 / bosr@unl.edu

«ID»

Nebraska Annual Social Indicators Survey (NASIS) Information

Why did this survey come to my house? We sent the survey to a small number of randomly chosen Nebraska addresses. Answers from these households will represent the entire state.

Who should do the survey? The adult age 19 or older in your household who has the next birthday after July 1, 2021. This helps the survey represent all Nebraskans.

What should this person do? Answer the questions either online using the provided link and unique identification number or by paper and return the survey in the return envelope. The survey takes around 15 minutes.

Who is asking these questions? Researchers at the Rural Drug Addiction Research Center, NET, Nebraska Department of Health and Human Services, and Buffett Early Childhood Institute have pooled their resources to do this survey. This uses limited resources more responsibly and reduces the number of surveys people are asked to do.

Has this study been approved by the University? Yes. The UNL Institutional Review Board approved the survey. (IRB# 20160816236FB).

Is this voluntary? Yes.

Will my answers be kept confidential? Yes. Your answers will be combined with other people's answers in all reports, papers, presentations, and other analyses so nobody can tell who gave which answers. No identifying information will be reported. Thus, there are no known risks to participating.

Who uses this information? The primary users are the researchers who came together to do the survey. We will also share the survey data and analyses with other researchers, state government employees, non-profit organizations, or media. Instructors use the data to teach students, and students use it for research.

Who do I contact if I have questions about the survey? The Bureau of Sociological Research (1-800-480-4549 or email bsr@unl.edu).

Who do I contact if I have questions about my rights as a research participant? The UNL Institutional Review Board at 402-472-6965.

What is the future research card? This card gives you the chance to be contacted for future research opportunities. You can complete this survey whether or not you decide to return the future research card.

Third Mailing – Cover Letter and FAQ



BUREAU OF SOCIOLOGICAL RESEARCH

Department of Sociology
907 ~~Oldfather~~ Hall
P. O. Box 880325
Lincoln, NE 68588-0325
(402) 472-3672
FAX (402) 472-4568
1-800-480-4549
Email: bosr@unl.edu

[Date]

«City» Resident
«Addy1» «Addy2»
«City», «STATE_ABBR» «ZIP»-«ZIP4»

Dear «City» Resident,

About a month ago we asked your household for help with the 2021 Nebraska Annual Social Indicators Survey (NASIS). We have not yet received your household's completed survey and are writing again to ask for your help.

The NASIS has been conducted for 45 years. Researchers, state agencies, and non-profits have presented findings to professional organizations, government decision-makers, and news reporters and published it in books and articles. We hope to continue providing data for these teams to share with the public. We need the adult (age 19 or over) from your household who has the next birthday after July 1, 2021 to do the survey.

To access this survey online, please go to the link listed below and enter your unique identification number.

Survey Link: <https://go.unl.edu/nasis2021>

Unique Identification Number: [ID]

More information about the survey can be found on the enclosed sheet.

Sincerely,

Lindsey Witt-Swanson
Associate Director
Bureau of Sociological Research
University of Nebraska-Lincoln

907 ~~Oldfather~~ Hall / P.O. Box 880325 / Lincoln, NE 68588-0325 / (402)472-3672 / 1-800-480-4549 / bosr@unl.edu

«ID»

Nebraska Annual Social Indicators Survey (NASIS) Information

Why did this survey come to my house? We sent the survey to a small number of randomly chosen Nebraska addresses. Answers from these households will represent the entire state.

Who should do the survey? The adult age 19 or older in your household who has the next birthday after July 1, 2021. This helps the survey represent all Nebraskans.

What should this person do? Answer the questions online using the provided link and unique identification number. The survey takes around 15 minutes.

Who is asking these questions? Researchers at the Rural Drug Addiction Research Center, NET, Nebraska Department of Health and Human Services, and Buffett Early Childhood Institute have pooled their resources to do this survey. This uses limited resources more responsibly and reduces the number of surveys people are asked to do.

Has this study been approved by the University? Yes. The UNL Institutional Review Board approved the survey. (IRB# 20160816236FB).

Is this voluntary? Yes.

Will my answers be kept confidential? Yes. Your answers will be combined with other people's answers in all reports, papers, presentations, and other analyses so nobody can tell who gave which answers. No identifying information will be reported. Thus, there are no known risks to participating.

Who uses this information? The primary users are the researchers who came together to do the survey. We will also share the survey data and analyses with other researchers, state government employees, non-profit organizations, or media. Instructors use the data to teach students, and students use it for research.

Who do I contact if I have questions about the survey? The Bureau of Sociological Research (1-800-480-4549 or email bsr@unl.edu).

Who do I contact if I have questions about my rights as a research participant? The UNL Institutional Review Board at 402-472-6965.

What is the future research card? This card gives you the chance to be contacted for future research opportunities. You can complete this survey whether or not you decide to return the future research card.

Condition 6
First Mailing – Cover Letter and FAQ



BUREAU OF SOCIOLOGICAL RESEARCH

Department of Sociology
907 Oldfather Hall
P.O. Box 880325
Lincoln, NE 68588-0325
(402) 472-3672
FAX (402) 472-4568
1-800-480-4549
Email: bosr@unl.edu

[Date]

«City» Resident
«Addy1» «Addy2»
«City», «STATE_ABBR» «ZIP»-«ZIP4»

Dear «City» Resident,

I am writing to ask for your household's help with a survey called the Nebraska Annual Social Indicators Survey, also called the NASIS. The questions on this survey come from multiple researchers and cover a variety of topics. The researchers have pooled their limited resources to be able to do this survey. NASIS results are used by these and other researchers, non-profits, and state agencies. They are also used for student training and for student research papers.

This effort can only be successful with your help. We need the adult (age 19 or over) from your household who has the next birthday after July 1, 2021 to do the survey.

To access this survey online, please go to the link listed below and enter your unique identification number.

Survey Link: <https://go.unl.edu/nasis2021>

Unique Identification Number: [ID]

More information about the survey can be found on the enclosed sheet. We have enclosed a small gift of \$5 to thank you for helping with the survey.

Sincerely,

Lindsey Witt-Swanson
Associate Director
Bureau of Sociological Research
University of Nebraska-Lincoln

907 Oldfather Hall / P.O. Box 880325 / Lincoln, NE 68588-0325 / (402)472-3672 / 1-800-480-4549 / bosr@unl.edu

«ID»

Nebraska Annual Social Indicators Survey (NASIS) Information

Why did this survey come to my house? We sent the survey to a small number of randomly chosen Nebraska addresses. Answers from these households will represent the entire state.

Who should do the survey? The adult age 19 or older in your household who has the next birthday after July 1, 2021. This helps the survey represent all Nebraskans.

What should this person do? Answer the questions online using the provided link and unique identification number. The survey takes around 15 minutes.

Who is asking these questions? Researchers at the Rural Drug Addiction Research Center, NET, Nebraska Department of Health and Human Services, and Buffett Early Childhood Institute have pooled their resources to do this survey. This uses limited resources more responsibly and reduces the number of surveys people are asked to do.

Has this study been approved by the University? Yes. The UNL Institutional Review Board approved the survey. (IRB# 20160816236FB).

Is this voluntary? Yes.

Will my answers be kept confidential? Yes. Your answers will be combined with other people's answers in all reports, papers, presentations, and other analyses so nobody can tell who gave which answers. No identifying information will be reported. Thus, there are no known risks to participating.

Who uses this information? The primary users are the researchers who came together to do the survey. We will also share the survey data and analyses with other researchers, state government employees, non-profit organizations, or media. Instructors use the data to teach students, and students use it for research.

Who do I contact if I have questions about the survey? The Bureau of Sociological Research (1-800-480-4549 or email bosr@unl.edu).

Who do I contact if I have questions about my rights as a research participant? The UNL Institutional Review Board at 402-472-6965.

What is the future research card? This card gives you the chance to be contacted for future research opportunities. You can complete this survey whether or not you decide to return the future research card.

Reminder Postcard

Front:

 <hr/>	<p>DEPARTMENT OF SOCIOLOGY Bureau of Sociological Research</p>	<p>NON PROFIT US POSTAGE PAID UNL</p>
<p>907 Oldfather Hall P.O. Box 880325 Lincoln, NE 68588-0325</p>		
<p>RETURN SERVICE REQUESTED</p>		

Back:

DATE

Dear [City] Resident,

Last week we reached out to you to ask for your household's help with the NASIS. If you have already done it, thank you! If not, please do so. We really need your help. Remember to have **the adult (age 19 or older) in your household with the next birthday after July 1, 2021** do the survey so the results will be valid.

To access the survey online, please go to the link listed below and enter your unique identification number:

Survey Link:

Unique Identification Number:

The survey will help researchers better understand the views, experiences, and needs of Nebraskans. Your participation is voluntary, but will help researchers and students a great deal. And your responses will be kept completely confidential.

Thank you for your time.

Lindsey Witt-Swanson
Bureau of Sociological Research
University of Nebraska-Lincoln

Second Mailing – Cover Letter and FAQ



BUREAU OF SOCIOLOGICAL RESEARCH

Department of Sociology
907 ~~Oldfather~~ Hall
P.O. Box 880325
Lincoln, NE 68588-0325
(402) 472-3672
FAX (402) 472-4568
1-800-480-4549
Email: bosr@unl.edu

[Date]

«City» Resident
«Addy1» «Addy2»
«City», «STATE_ABBR» «ZIP»-«ZIP4»

Dear «City» Resident,

A few weeks ago we asked your household to complete the 2021 Nebraska Annual Social Indicators Survey (NASIS). We have not yet received your household's completed survey.

The NASIS has been conducted since 1977. Results have been presented at scientific meetings, published in books and articles, and covered in the news. We hope to continue this tradition. The questions asked on this year's survey will contribute to research, education, and state government decisions. We need the **adult (age 19 or over) from your household who has the next birthday after July 1, 2021** to do the survey.

We have made the survey available online because it allows us to collect the information more quickly and to be more responsible with our research money. However, because some people don't use the internet and it is important that we hear from all households, we've also enclosed a paper copy and a postage-paid return envelope. To complete this survey online, please go to the link listed below and enter your unique identification number.

Survey Link: <https://go.unl.edu/nasis2021>
Unique Identification Number: [ID]

If you do not want to do the survey online, please complete and return the enclosed paper questionnaire.

More information about the survey can be found on the enclosed sheet.

Sincerely,

Lindsey Witt-Swanson
Associate Director
Bureau of Sociological Research
University of Nebraska-Lincoln

907 ~~Oldfather~~ Hall / P.O. Box 880325 / Lincoln, NE 68588-0325 / (402)472-3672 / 1-800-480-4549 / bosr@unl.edu

«ID»

Nebraska Annual Social Indicators Survey (NASIS) Information

Why did this survey come to my house? We sent the survey to a small number of randomly chosen Nebraska addresses. Answers from these households will represent the entire state.

Who should do the survey? The adult age 19 or older in your household who has the next birthday after July 1, 2021. This helps the survey represent all Nebraskans.

What should this person do? Answer the questions either online using the provided link and unique identification number or by paper and return the survey in the return envelope. The survey takes around 15 minutes.

Who is asking these questions? Researchers at the Rural Drug Addiction Research Center, NET, Nebraska Department of Health and Human Services, and Buffett Early Childhood Institute have pooled their resources to do this survey. This uses limited resources more responsibly and reduces the number of surveys people are asked to do.

Has this study been approved by the University? Yes. The UNL Institutional Review Board approved the survey. (IRB# 20160816236FB).

Is this voluntary? Yes.

Will my answers be kept confidential? Yes. Your answers will be combined with other people's answers in all reports, papers, presentations, and other analyses so nobody can tell who gave which answers. No identifying information will be reported. Thus, there are no known risks to participating.

Who uses this information? The primary users are the researchers who came together to do the survey. We will also share the survey data and analyses with other researchers, state government employees, non-profit organizations, or media. Instructors use the data to teach students, and students use it for research.

Who do I contact if I have questions about the survey? The Bureau of Sociological Research (1-800-480-4549 or email bosr@unl.edu).

Who do I contact if I have questions about my rights as a research participant? The UNL Institutional Review Board at 402-472-6965.

What is the future research card? This card gives you the chance to be contacted for future research opportunities. You can complete this survey whether or not you decide to return the future research card.

Third Mailing – Cover Letter and FAQ



BUREAU OF SOCIOLOGICAL RESEARCH

Department of Sociology
907 Oldfather Hall
P.O. Box 880325
Lincoln, NE 68588-0325
(402) 472-3672
FAX (402) 472-4568
1-800-480-4549
Email: bosr@unl.edu

[Date]

«City» Resident
«Addy1» «Addy2»
«City», «STATE_ABBR» «ZIP»-«ZIP4»

Dear «City» Resident,

About a month ago we asked your household for help with the 2021 Nebraska Annual Social Indicators Survey (NASIS). We have not yet received your household's completed survey and are writing again to ask for your help.

The NASIS has been conducted for 45 years. Researchers, state agencies, and non-profits have presented findings to professional organizations, government decision-makers, and news reporters and published it in books and articles. We hope to continue providing data for these teams to share with the public. We need the adult (age 19 or over) from your household who has the next birthday after July 1, 2021 to do the survey.

We have made the survey available online because it allows us to collect the information more quickly and to be more responsible with our research money. However, because some people don't use the internet and it is important that we hear from all households, we've also enclosed a paper copy and a postage-paid return envelope. To complete this survey online, please go to the link listed below and enter your unique identification number.

Survey Link: <https://go.unl.edu/nasis2021>
Unique Identification Number: [ID]

If you do not want to do the survey online, please complete and return the enclosed paper questionnaire.

More information about the survey can be found on the enclosed sheet.

Sincerely,

Lindsey Witt-Swanson
Associate Director
Bureau of Sociological Research
University of Nebraska-Lincoln

907 Oldfather Hall / P.O. Box 880325 / Lincoln, NE 68588-0325 / (402)472-3672 / 1-800-480-4549 / bosr@unl.edu

<ID>

Nebraska Annual Social Indicators Survey (NASIS) Information

Why did this survey come to my house? We sent the survey to a small number of randomly chosen Nebraska addresses. Answers from these households will represent the entire state.

Who should do the survey? The adult age 19 or older in your household who has the next birthday after July 1, 2021. This helps the survey represent all Nebraskans.

What should this person do? Answer the questions either online using the provided link and unique identification number or by paper and return the survey in the return envelope. The survey takes around 15 minutes.

Who is asking these questions? Researchers at the Rural Drug Addiction Research Center, NET, Nebraska Department of Health and Human Services, and Buffett Early Childhood Institute have pooled their resources to do this survey. This uses limited resources more responsibly and reduces the number of surveys people are asked to do.

Has this study been approved by the University? Yes. The UNL Institutional Review Board approved the survey. (IRB# 20160816236FB).

Is this voluntary? Yes.

Will my answers be kept confidential? Yes. Your answers will be combined with other people's answers in all reports, papers, presentations, and other analyses so nobody can tell who gave which answers. No identifying information will be reported. Thus, there are no known risks to participating.

Who uses this information? The primary users are the researchers who came together to do the survey. We will also share the survey data and analyses with other researchers, state government employees, non-profit organizations, or media. Instructors use the data to teach students, and students use it for research.

Who do I contact if I have questions about the survey? The Bureau of Sociological Research (1-800-480-4549 or email bosr@unl.edu).

Who do I contact if I have questions about my rights as a research participant? The UNL Institutional Review Board at 402-472-6965.

What is the future research card? This card gives you the chance to be contacted for future research opportunities. You can complete this survey whether or not you decide to return the future research card.

2021 NASIS

Nebraska Annual Social Indicators Survey

Household Make-Up

1. Including yourself, how many people total live in your household?

Total number of people

2. How many children age 18 and younger live in your household?

children (age 18 and younger)

3. How many of the people living in your household are adults age 19 or over?

adults (age 19 and older)

4. Are you the adult (age 19 or over) in your household with the next birthday after July 1, 2021?

- Yes → Please continue.
 No → Please have the adult in your household who will have the next birthday after July 1, 2021 complete the survey.

Life in Nebraska

5. Overall, how satisfied or dissatisfied are you with living in Nebraska?

- Very satisfied
 Somewhat satisfied
 Neutral
 Somewhat dissatisfied
 Very dissatisfied

6. All in all, do you think things in Nebraska are generally headed in the right direction or the wrong direction?

- Right direction
 Wrong direction
 Unsure

7. All in all, do you think things in the country as a whole are generally headed in the right direction or the wrong direction?

- Right direction
 Wrong direction
 Unsure

Alcohol Opinions

8. How much has COVID-19 (coronavirus) impacted your life in each of the following ways?

	I did not experience this	I experienced this and it had no impact	I experienced this and it had a little impact	I experienced this and it had a large impact
a. Loss of employment income	<input type="radio"/>	<input type="radio"/>	<input type="radio"/>	<input type="radio"/>
b. Stress from taking on an extra job to make ends meet	<input type="radio"/>	<input type="radio"/>	<input type="radio"/>	<input type="radio"/>
c. Loss of housing	<input type="radio"/>	<input type="radio"/>	<input type="radio"/>	<input type="radio"/>
d. Becoming infected myself	<input type="radio"/>	<input type="radio"/>	<input type="radio"/>	<input type="radio"/>
e. Someone close to me (family member, friend, relative) becoming infected	<input type="radio"/>	<input type="radio"/>	<input type="radio"/>	<input type="radio"/>
f. Loss of someone close to me (family member, friend, relative) due to COVID-19	<input type="radio"/>	<input type="radio"/>	<input type="radio"/>	<input type="radio"/>
g. Disruption of my own schooling	<input type="radio"/>	<input type="radio"/>	<input type="radio"/>	<input type="radio"/>
h. Disruption of my child's schooling	<input type="radio"/>	<input type="radio"/>	<input type="radio"/>	<input type="radio"/>
i. Stress in the family or personal relationships	<input type="radio"/>	<input type="radio"/>	<input type="radio"/>	<input type="radio"/>
j. Decline in mental well-being	<input type="radio"/>	<input type="radio"/>	<input type="radio"/>	<input type="radio"/>
k. Decrease in social connectedness	<input type="radio"/>	<input type="radio"/>	<input type="radio"/>	<input type="radio"/>

9. Please indicate for each of the following if you think it is very wrong, wrong, a little wrong, or not at all wrong for:

	Very wrong	Wrong	A little wrong	Not at all wrong
a. Individuals under the age of 18 to have one or two drinks.	<input type="radio"/>	<input type="radio"/>	<input type="radio"/>	<input type="radio"/>
b. Individuals under the age of 18 to have 5 or more drinks at one setting.	<input type="radio"/>	<input type="radio"/>	<input type="radio"/>	<input type="radio"/>
c. Individuals 18-20 years old to have one or two drinks.	<input type="radio"/>	<input type="radio"/>	<input type="radio"/>	<input type="radio"/>
d. Individuals 18-20 years old to have 5 or more drinks at one setting.	<input type="radio"/>	<input type="radio"/>	<input type="radio"/>	<input type="radio"/>
e. Individuals 21 and older to have 5 or more drinks at one setting.	<input type="radio"/>	<input type="radio"/>	<input type="radio"/>	<input type="radio"/>
f. Individuals under the age of 18 to use marijuana, cannabis, or THC products (weed, pot, dope).	<input type="radio"/>	<input type="radio"/>	<input type="radio"/>	<input type="radio"/>
g. Individuals 18-20 years old to use marijuana, cannabis, or THC products.	<input type="radio"/>	<input type="radio"/>	<input type="radio"/>	<input type="radio"/>
h. Individuals 21 and older to use marijuana, cannabis, or THC products.	<input type="radio"/>	<input type="radio"/>	<input type="radio"/>	<input type="radio"/>
i. Individuals 21 and older to provide alcohol for people under 21 years old.	<input type="radio"/>	<input type="radio"/>	<input type="radio"/>	<input type="radio"/>

10. How wrong would most adults (over 21) in your community, or the area around where you live, think it is for individuals under the age of 21 to drink alcohol?

- Very wrong
- Wrong
- A little wrong
- Not at all wrong

11. During the past 12 months, do you recall hearing, reading, or watching an advertisement about the prevention of substance abuse?

- Yes
- No → Go to #13

12. Were the advertisements about each of the following substances?

	Yes	No
a. Alcohol	<input type="radio"/>	<input type="radio"/>
b. Tobacco	<input type="radio"/>	<input type="radio"/>
c. Marijuana, cannabis, or THC products	<input type="radio"/>	<input type="radio"/>
d. Prescription pain killers	<input type="radio"/>	<input type="radio"/>
e. Other drugs	<input type="radio"/>	<input type="radio"/>

13. How much do you think people risk harming themselves physically or in other ways if they have 5 or more drinks of an alcoholic beverage once or twice a week?

- Great risk
- Moderate risk
- Slight risk
- No risk

14. During the past 12 months, have you allowed individuals under the age of 21 to drink alcohol on your property (home, barn, garage, etc.), including special occasions (prom, graduations, birthdays)?

- Yes
- No

15. In general, how supportive are you of additional taxes on alcohol purchases?

- Very supportive
- Somewhat supportive
- Not very supportive
- Not at all supportive
- Don't know

16. How much do you think people risk harming themselves physically or in other ways if they use marijuana, cannabis, or THC products once or twice a week?

- Great risk
- Moderate risk
- Slight risk
- No risk

17. Are you the parent or guardian of a 9-20 year old?

- Yes
- No → Go to #20

18. During the past 12 months, have you talked with any of your children under the age of 21 about the following substances?

	Yes	No
a. Alcohol	<input type="radio"/>	<input type="radio"/>
b. Tobacco	<input type="radio"/>	<input type="radio"/>
c. Marijuana, cannabis, or THC products	<input type="radio"/>	<input type="radio"/>
d. Prescription pain killers	<input type="radio"/>	<input type="radio"/>
e. Other drugs	<input type="radio"/>	<input type="radio"/>

19. During the past 12 months, have you provided alcohol to any of your children under the age of 21? Do not include sips for religious purposes.

- Yes
- No

20. Since the spread of COVID-19 in Nebraska (March 2020), are you drinking more or less alcohol?

- A lot more
- A little more
- About the same
- A little less
- A lot less
- I have never used alcohol

21. One drink is equivalent to a 12-ounce beer, a 5-ounce glass of wine, or a drink with one shot of liquor. During the past 30 days, on the days when you drank, about how many drinks did you drink on the average?

Number of drinks

- No drinks in the past 30 days

MALES: Please answer question #22. If you are not male, please skip to question #23.

22. During the past 30 days, on how many days did you have 5 or more drinks of alcohol in a row, that is, within a couple of hours?

days (enter number from 0 to 30)

FEMALES: Please answer question #23. If you are not a female, please skip to question #24.

23. During the past 30 days, on how many days did you have 4 or more drinks of alcohol in a row, that is, within a couple of hours?

days (enter number from 0 to 30)

24. How often have you purchased alcohol for home delivery or pick up?

- Never → Go to #26
- 1-3 times or less per month → Go to #25
- Once per week → Go to #25
- More than once per week → Go to #25

25. When you order alcohol for home delivery or pick up, how often are you asked for your ID?

- Never
- Rarely
- About half the time
- Almost every time
- Every time

26. Since the spread of COVID-19 in Nebraska (March 2020), are you using more or less marijuana, cannabis, or THC products?

- A lot more
- A little more
- About the same
- A little less
- A lot less
- I have never used marijuana, cannabis, or THC products

27. During the past 30 days, on how many days did you use marijuana or cannabis?

Number of days

- Did not use marijuana or cannabis in the past 30 days

Public Media

28. How much do you agree or disagree with each of the following?

	Strongly agree	Agree	Neither agree nor disagree	Disagree	Strongly disagree
a. I trust the information from local news sources.	<input type="radio"/>	<input type="radio"/>	<input type="radio"/>	<input type="radio"/>	<input type="radio"/>
b. I trust the information from national news sources.	<input type="radio"/>	<input type="radio"/>	<input type="radio"/>	<input type="radio"/>	<input type="radio"/>
c. I trust the information from my local public media station.	<input type="radio"/>	<input type="radio"/>	<input type="radio"/>	<input type="radio"/>	<input type="radio"/>

29. In the past 12 months, have you watched any programs on Nebraska Public Media (formerly NET)?

- Yes
- No

30. In the past 12 months, have you listened to any programs on Nebraska Public Media (formerly NET)?

- Yes
- No

31. In the past 12 months, what television or radio program(s) did you watch and/or listen to on Nebraska Public Media (formerly NET), if any?

32. In an average week, how many hours do you spend listening, watching, and/or engaging online with public media (e.g., NPR, PBS) programming? If you are unsure, make your best guess.

- 0 hours a week
- 1 - 5 hours a week
- 6 - 11 hours a week
- 12 - 17 hours a week
- 18 - 25 hours a week
- 25+ hours a week

33. In your opinion, how important is it to fund public media in Nebraska?

- Very important
- Somewhat important
- Not very important
- Not at all important

34. What makes you most proud to be living in Nebraska?

35. In your opinion, which of the following issues facing Nebraskans is of greatest concern?

- Access to affordable healthcare
- Economic stability
- Political divide
- Affordable housing
- Access to quality schools and education
- Preservation of natural resources
- Access to the Internet
- Food insecurity
- Other, please specify:

36. Do you use each of the following sources of media regularly (i.e., weekly)?

	Yes	No
a. AM/FM radio stations in your city/town	<input type="radio"/>	<input type="radio"/>
b. Local TV stations	<input type="radio"/>	<input type="radio"/>
c. Local newspaper (physical paper)	<input type="radio"/>	<input type="radio"/>
d. Local newspaper (online/app)	<input type="radio"/>	<input type="radio"/>
e. Network TV (ABC, NBC, etc.)	<input type="radio"/>	<input type="radio"/>
f. Cable TV news channels (CNN, Fox News, etc.)	<input type="radio"/>	<input type="radio"/>
g. Streaming video services (Netflix, Hulu, etc.)	<input type="radio"/>	<input type="radio"/>
h. Music streaming services (Spotify, Pandora, etc.)	<input type="radio"/>	<input type="radio"/>
i. Social media	<input type="radio"/>	<input type="radio"/>
j. General internet browsing	<input type="radio"/>	<input type="radio"/>
k. Podcasts	<input type="radio"/>	<input type="radio"/>
l. SiriusXM satellite radio	<input type="radio"/>	<input type="radio"/>
m. National newspaper (physical paper; New York Times, Washington Post, etc.)	<input type="radio"/>	<input type="radio"/>
n. National newspaper (online/app; New York Times, Washington Post, etc.)	<input type="radio"/>	<input type="radio"/>
o. Your local public television station (Nebraska Public Media, formerly NET)	<input type="radio"/>	<input type="radio"/>
p. Your local public radio station (Nebraska Public Media, formerly NET)	<input type="radio"/>	<input type="radio"/>

Early Childhood

37. How satisfied or dissatisfied are you with each of the following related to child care and education for children 8 years old or younger in the city or area where you live?

	Very satisfied	Satisfied	Neither satisfied nor dissatisfied	Dissatisfied	Very dissatisfied
a. Quality	<input type="radio"/>	<input type="radio"/>	<input type="radio"/>	<input type="radio"/>	<input type="radio"/>
b. Availability	<input type="radio"/>	<input type="radio"/>	<input type="radio"/>	<input type="radio"/>	<input type="radio"/>
c. Affordability	<input type="radio"/>	<input type="radio"/>	<input type="radio"/>	<input type="radio"/>	<input type="radio"/>

38. Are you raising a child 8 years old or younger that lives in this home?

- Yes
- No → Go to "Substance Use"

39. What is the age of your youngest child?

Year(s)

40. Does this child have an identified disability?

- Yes
- No

Please consider your youngest child under 5 years old, as you answer the following questions.

41. In a typical week, how often do you or any other family member read books with your child?

- Everyday
- 3 to 6 times
- Once or twice
- Not at all

42. Does your child attend child care or school?

- Yes
- No → Go to #45

43. How much do you spend on child care and education compared to each of the following expenses?

	A lot less on child care and education	A little less on child care and education	About the same amount	A little more on child care and education	A lot more on child care and education	Not applicable
a. Rent/house payment	<input type="radio"/>	<input type="radio"/>	<input type="radio"/>	<input type="radio"/>	<input type="radio"/>	<input type="radio"/>
b. Utilities	<input type="radio"/>	<input type="radio"/>	<input type="radio"/>	<input type="radio"/>	<input type="radio"/>	<input type="radio"/>
c. Food	<input type="radio"/>	<input type="radio"/>	<input type="radio"/>	<input type="radio"/>	<input type="radio"/>	<input type="radio"/>
d. Car payment(s)	<input type="radio"/>	<input type="radio"/>	<input type="radio"/>	<input type="radio"/>	<input type="radio"/>	<input type="radio"/>
e. Loans/student loans	<input type="radio"/>	<input type="radio"/>	<input type="radio"/>	<input type="radio"/>	<input type="radio"/>	<input type="radio"/>
f. Medical expenses	<input type="radio"/>	<input type="radio"/>	<input type="radio"/>	<input type="radio"/>	<input type="radio"/>	<input type="radio"/>

44. Have you received help from each of the following supports so you could afford early childhood care and education expenses for this child?

	Yes	No
a. Unpaid employer leave following this child's birth	<input type="radio"/>	<input type="radio"/>
b. Paid employer leave following this child's birth	<input type="radio"/>	<input type="radio"/>
c. Employer pays portion/all of child care fees/tuition	<input type="radio"/>	<input type="radio"/>
d. Child care subsidy (State-funded)	<input type="radio"/>	<input type="radio"/>
e. Child care tax-credit	<input type="radio"/>	<input type="radio"/>
f. Flexible spending account (to help pay for child care fees/tuition)	<input type="radio"/>	<input type="radio"/>
g. Paid time off when my child is ill and I need to stay home	<input type="radio"/>	<input type="radio"/>
h. Child care provided for free from a friend or relative	<input type="radio"/>	<input type="radio"/>

45. During a typical week, where does your child spend the most time during the daytime hours?

- Our home with a parent or family member
- In a friend or neighbor's home
- At home with nanny or au pair
- Childcare center/daycare provider
- Public school preschool/pre-kindergarten
- Private preschool/prekindergarten
- Special education preschool classroom
- Kindergarten
- Elementary school (1st - 3rd grade)
- After school care

For the next questions, please consider the setting, *outside of the home*, in which your child spends the most time.

46. How would you rate this setting for providing these aspects of your child's early care and education?

	Poor	Fair	Good	Excellent
a. Teaching how to get along with others	<input type="radio"/>	<input type="radio"/>	<input type="radio"/>	<input type="radio"/>
b. Safety	<input type="radio"/>	<input type="radio"/>	<input type="radio"/>	<input type="radio"/>
c. Nutrition	<input type="radio"/>	<input type="radio"/>	<input type="radio"/>	<input type="radio"/>
d. Physical activity	<input type="radio"/>	<input type="radio"/>	<input type="radio"/>	<input type="radio"/>
e. Discipline	<input type="radio"/>	<input type="radio"/>	<input type="radio"/>	<input type="radio"/>
f. Teaching literacy: letters, sounds and words	<input type="radio"/>	<input type="radio"/>	<input type="radio"/>	<input type="radio"/>
g. Teaching mathematics: numbers, counting, and problem-solving	<input type="radio"/>	<input type="radio"/>	<input type="radio"/>	<input type="radio"/>
h. Warm, caring interactions with caregivers	<input type="radio"/>	<input type="radio"/>	<input type="radio"/>	<input type="radio"/>

47. How much do the adults in this setting (teachers, caregivers, administrators) value your family's culture and background?

- Very much
- Quite a bit
- Some
- A little bit
- Not at all

48. How comfortable are you talking with your child's teacher/caregiver about your child's development and needs?

- Very comfortable
- Quite a bit comfortable
- Somewhat comfortable
- A little bit comfortable
- Not comfortable at all

49. Overall, how satisfied or dissatisfied are you with the quality of care and education that your child receives?

- Very satisfied
- Satisfied
- Neither satisfied nor dissatisfied
- Dissatisfied
- Very dissatisfied

50. Over the past three months, because of child care issues, have you experienced any of the following?

	Yes	No
a. Missed a full day of work	<input type="radio"/>	<input type="radio"/>
b. Been late for work	<input type="radio"/>	<input type="radio"/>
c. Left work earlier than normal	<input type="radio"/>	<input type="radio"/>
d. Been distracted at work	<input type="radio"/>	<input type="radio"/>
e. Turned down a job offer/promotion	<input type="radio"/>	<input type="radio"/>
f. Reduced your work hours or quit	<input type="radio"/>	<input type="radio"/>

51. How concerned are you that the COVID-19 pandemic may have negatively affected your child's learning and development?

- Very concerned
- Quite a bit concerned
- Somewhat concerned
- A little bit concerned
- Not concerned at all

52. Did your child participate in remote learning during the COVID-19 pandemic?

- Yes
- No

53. For how much of the school year did your child participate in remote learning?

- None (0%)
- A little (1-10%)
- Some (11-40%)
- About half (41-60%)
- Much (61-90%)
- Most (91-99%)
- All (100%)

Substance Use

54. How often do you have a drink containing alcohol?

- Never
- Monthly or less
- 2-4 times a month
- 2-3 times a week
- 4 or more times a week

55. How many standard drinks containing alcohol do you have on a typical day?

- 1-2
- 3-4
- 5-6
- 7-9
- 10 or more

56. How often do you have six or more drinks on one occasion?

- Never
- Less than monthly
- Monthly
- Weekly
- Daily or almost daily

57. Have you used any of the following substances in ways other than prescribed in the past year?

	Yes	No
a. Marijuana/Cannabis	<input type="radio"/>	<input type="radio"/>
b. Cocaine	<input type="radio"/>	<input type="radio"/>
c. Methamphetamine	<input type="radio"/>	<input type="radio"/>
d. Amphetamine	<input type="radio"/>	<input type="radio"/>
e. Heroin	<input type="radio"/>	<input type="radio"/>
f. Opioids other than heroin	<input type="radio"/>	<input type="radio"/>
g. Hallucinogens or psychedelics	<input type="radio"/>	<input type="radio"/>

58. Have you used any of the following substances in ways other than prescribed in your lifetime?

	Yes	No
a. Marijuana/Cannabis	<input type="radio"/>	<input type="radio"/>
b. Cocaine	<input type="radio"/>	<input type="radio"/>
c. Methamphetamine	<input type="radio"/>	<input type="radio"/>
d. Amphetamine	<input type="radio"/>	<input type="radio"/>
e. Heroin	<input type="radio"/>	<input type="radio"/>
f. Opioids other than heroin	<input type="radio"/>	<input type="radio"/>
g. Hallucinogens or psychedelics	<input type="radio"/>	<input type="radio"/>

59. Could you get the following substances in ways other than through a prescription if you wanted to?

	Yes	No
a. Marijuana/Cannabis	<input type="radio"/>	<input type="radio"/>
b. Cocaine	<input type="radio"/>	<input type="radio"/>
c. Methamphetamine	<input type="radio"/>	<input type="radio"/>
d. Amphetamine	<input type="radio"/>	<input type="radio"/>
e. Heroin	<input type="radio"/>	<input type="radio"/>
f. Opioids other than heroin	<input type="radio"/>	<input type="radio"/>
g. Hallucinogens or psychedelics	<input type="radio"/>	<input type="radio"/>

60. Do you know anyone close to you that currently uses any of the following substances in ways that are not prescribed?

	Yes	No
a. Marijuana/Cannabis	<input type="radio"/>	<input type="radio"/>
b. Cocaine	<input type="radio"/>	<input type="radio"/>
c. Methamphetamine	<input type="radio"/>	<input type="radio"/>
d. Amphetamine	<input type="radio"/>	<input type="radio"/>
e. Heroin	<input type="radio"/>	<input type="radio"/>
f. Opioids other than heroin	<input type="radio"/>	<input type="radio"/>
g. Hallucinogens or psychedelics	<input type="radio"/>	<input type="radio"/>

61. Do you know anyone who has experienced a drug overdose in the past year?

- Yes
- No

62. Do you know where to get Narcan (naloxone) if you needed it?

- Yes
- No
- I don't know what this is → Go to #64

63. Do you know how to use Narcan (naloxone)?

- Yes
- No

64. Do you know what a syringe service program is?

- Yes
- No

65. Which view comes closer to your view about the use of marijuana by adults?

- It should be legal for medical AND recreational use
- It should be legal for medical use only
- It should not be legal

66. If marijuana/cannabis were to become legal for medical use in Nebraska, do you think you would use it?

- Yes
- No

67. If marijuana/cannabis were to become legal for medical use in Nebraska, do you think you would use marijuana to substitute for any current medications?

- Yes
- No

68. How much do you disagree or agree with the following statements when thinking about cocaine, methamphetamines, or heroin?

	Strongly disagree	Disagree	Neither disagree or agree	Agree	Strongly agree
a. Most people in my community believe that a person who uses these substances cannot be trusted.	<input type="radio"/>	<input type="radio"/>	<input type="radio"/>	<input type="radio"/>	<input type="radio"/>
b. Most people in my community believe that a person who uses these substances is dangerous.	<input type="radio"/>	<input type="radio"/>	<input type="radio"/>	<input type="radio"/>	<input type="radio"/>
c. Most people in my community think that a person who uses these substances is to blame for their own problems.	<input type="radio"/>	<input type="radio"/>	<input type="radio"/>	<input type="radio"/>	<input type="radio"/>
d. Most people in my community believe that a person who uses these substances is lazy.	<input type="radio"/>	<input type="radio"/>	<input type="radio"/>	<input type="radio"/>	<input type="radio"/>

69. How much do you disagree or agree with the following statements when thinking about opioids?

	Strongly disagree	Disagree	Neither disagree or agree	Agree	Strongly agree
a. Most people in my community believe that a person who uses opioids cannot be trusted.	<input type="radio"/>	<input type="radio"/>	<input type="radio"/>	<input type="radio"/>	<input type="radio"/>
b. Most people in my community believe that a person who uses opioids is dangerous.	<input type="radio"/>	<input type="radio"/>	<input type="radio"/>	<input type="radio"/>	<input type="radio"/>
c. Most people in my community think that a person who uses opioids is to blame for their own problems.	<input type="radio"/>	<input type="radio"/>	<input type="radio"/>	<input type="radio"/>	<input type="radio"/>
d. Most people in my community believe that a person who uses opioids is lazy.	<input type="radio"/>	<input type="radio"/>	<input type="radio"/>	<input type="radio"/>	<input type="radio"/>

70. How much do you disagree or agree with the following statements when thinking about marijuana/cannabis?

	Strongly disagree	Disagree	Neither disagree or agree	Agree	Strongly agree
a. Most people in my community believe that a person who uses marijuana cannot be trusted.	<input type="radio"/>	<input type="radio"/>	<input type="radio"/>	<input type="radio"/>	<input type="radio"/>
b. Most people in my community believe that a person who uses marijuana is dangerous.	<input type="radio"/>	<input type="radio"/>	<input type="radio"/>	<input type="radio"/>	<input type="radio"/>
c. Most people in my community think that a person who uses marijuana is to blame for their own problems.	<input type="radio"/>	<input type="radio"/>	<input type="radio"/>	<input type="radio"/>	<input type="radio"/>
d. Most people in my community believe that a person who uses marijuana is lazy.	<input type="radio"/>	<input type="radio"/>	<input type="radio"/>	<input type="radio"/>	<input type="radio"/>

71. How much do you disagree or agree with the following statements?

	Strongly disagree	Disagree	Neither disagree or agree	Agree	Strongly agree
a. We should treat drug use as a health issue and not a criminal issue.	<input type="radio"/>	<input type="radio"/>	<input type="radio"/>	<input type="radio"/>	<input type="radio"/>
b. People who are addicted to drugs should be forced into treatment whether they want it or not.	<input type="radio"/>	<input type="radio"/>	<input type="radio"/>	<input type="radio"/>	<input type="radio"/>
c. People should be tested for illegal drugs (including marijuana) in order to get public benefits like food stamps, housing, and social services.	<input type="radio"/>	<input type="radio"/>	<input type="radio"/>	<input type="radio"/>	<input type="radio"/>
d. Police should stop arresting people for the sale of small quantities of marijuana.	<input type="radio"/>	<input type="radio"/>	<input type="radio"/>	<input type="radio"/>	<input type="radio"/>
e. Police should stop arresting people for the possession of small amounts of drugs meant for personal use.	<input type="radio"/>	<input type="radio"/>	<input type="radio"/>	<input type="radio"/>	<input type="radio"/>
f. Police should stop arresting people for the possession of marijuana intended for personal use.	<input type="radio"/>	<input type="radio"/>	<input type="radio"/>	<input type="radio"/>	<input type="radio"/>
g. Syringe service programs, which provide sterile syringes and other services for people who inject drugs, are important for improving public health.	<input type="radio"/>	<input type="radio"/>	<input type="radio"/>	<input type="radio"/>	<input type="radio"/>
h. It should be legal for a person to possess a syringe with intent to inject an illicit drug into their body.	<input type="radio"/>	<input type="radio"/>	<input type="radio"/>	<input type="radio"/>	<input type="radio"/>
i. It should be legal for Nebraskans to distribute sterile syringes or needles for the prevention of the spread of infectious diseases.	<input type="radio"/>	<input type="radio"/>	<input type="radio"/>	<input type="radio"/>	<input type="radio"/>
j. Having a past drug arrest or charge should not prevent you from getting a job.	<input type="radio"/>	<input type="radio"/>	<input type="radio"/>	<input type="radio"/>	<input type="radio"/>
k. The federal government should respect the rights of individual states that have already legalized marijuana sales and not pursue legal action against them.	<input type="radio"/>	<input type="radio"/>	<input type="radio"/>	<input type="radio"/>	<input type="radio"/>

72. How much do you disagree or agree that Nebraska state law should allow for community-based prevention programs that can provide the following services to people who inject drugs?

	Strongly disagree	Disagree	Neither disagree or agree	Agree	Strongly agree
a. Linkage or referrals to substance use disorder treatment	<input type="radio"/>	<input type="radio"/>	<input type="radio"/>	<input type="radio"/>	<input type="radio"/>
b. Access to sterile syringes and injection equipment	<input type="radio"/>	<input type="radio"/>	<input type="radio"/>	<input type="radio"/>	<input type="radio"/>
c. Disposal of sterile syringes and injection equipment	<input type="radio"/>	<input type="radio"/>	<input type="radio"/>	<input type="radio"/>	<input type="radio"/>
d. Vaccination for infectious diseases	<input type="radio"/>	<input type="radio"/>	<input type="radio"/>	<input type="radio"/>	<input type="radio"/>
e. Testing for infectious diseases	<input type="radio"/>	<input type="radio"/>	<input type="radio"/>	<input type="radio"/>	<input type="radio"/>
f. Linkage or referrals to care for infectious diseases	<input type="radio"/>	<input type="radio"/>	<input type="radio"/>	<input type="radio"/>	<input type="radio"/>

About Your Household

73. Do you or some member of your household own your home outright, buying it, or renting?

- Own outright
- Buying (paying a mortgage)
- Renting
- Provided as part of job/wages
- Other, specify:

74. Which of the following comes closest to the kind of housing unit you now live in?

- Detached single family house
- Mobile home
- Townhouse/Condominium
- Apartment/Duplex
- Other, specify:

75. What is your current marital or relationship status?

- Married
- Married, living apart
- Not married, but living with a partner (cohabiting)
- Never married
- Divorced
- Widowed
- Separated

76. Please indicate the category that describes your total family income in the last 12 months.

- Less than \$10,000
- \$10,000 to less than \$20,000
- \$20,000 to less than \$30,000
- \$30,000 to less than \$40,000
- \$40,000 to less than \$50,000
- \$50,000 to less than \$75,000
- \$75,000 to less than \$100,000
- \$100,000 to less than \$150,000
- \$150,000 or more

77. During the past 12 months, how much difficulty have you had paying your bills?

- A great deal of difficulty
- Quite a bit of difficulty
- Some difficulty
- A little difficulty
- No difficulty at all

78. Overall, how satisfied or dissatisfied are you with your current financial situation?

- Very satisfied
- Satisfied
- Neither satisfied nor dissatisfied
- Dissatisfied
- Very dissatisfied

About Yourself

79. What year were you born?

80. Are you:

- Male
- Female
-

81. Do you think of yourself as:

- Heterosexual/straight
- Homosexual/gay or lesbian
- Bisexual
- Something else
- Not sure

82. As far as you know, are any of your immediate family members, relatives, neighbors, co-workers, or close friends gay, lesbian, or bisexual?

- Yes
- No

83. Were you born in Nebraska, another state, or a foreign country?

- Nebraska
- Another state
- Foreign country

84. Are you still living in the same residence as you were 2 years ago?

- Yes
- No

85. Do you live on a farm, in open country but not on a farm, or in a town or city?

- Farm
- Open country, but not a farm
- Town or city

86. How many years have you lived in this Nebraska county? (Please enter "0" if less than 1 year.)

 Year(s)

87. What is your zip code?

88. In general, how would you describe your political views?

- Very liberal
- Liberal
- Middle-of-the-road
- Conservative
- Very conservative
- Other, specify:

89. In general, what do you consider yourself politically?

- Democrat
- Republican
- Independent
- Other, specify:

90. Who did you vote for in the 2020 Presidential Election?

- Biden
- Trump
- Other, specify:

- Did not vote

91. How often do you interact "face to face" with people of a different race or ethnicity?

- Daily
- Weekly
- Monthly
- Almost never
- Never

92. Do you consider yourself to be Hispanic or Latino/a?

- Yes
- No

93. What race or races do you consider yourself to be? (Check all that apply)

- White (Caucasian)
- Black or African American
- Asian
- American Indian or Alaska Native
- Native Hawaiian or other Pacific Islander
- Other, specify:

94. What is the highest degree you have attained?

- No diploma
- High School Diploma/GED
- Some college, but no degree
- Technical/Associate/Junior College (2 yr, LPN)
- Bachelor's Degree (4 yr, BA, BS, RN)
- Graduate Degree (Masters, PhD, Law, Medicine)

95. Would you say that your overall health and well-being is excellent, good, fair or poor?

- Excellent
- Good
- Fair
- Poor

96. Do you smoke cigarettes?

- Yes
- No

97. Do you typically work full-time, part-time, go to school, keep house, or something else? (Check all that apply)

- Working full-time (35 hours or more)
- Working part-time
- Have a job, but not at work (due to illness, vacation, or strike)
- Unemployed, laid off, looking for work
- Retired
- In school
- Keeping house
- Disabled
- Other, specify:

Go to #100

98. During the average week, how many hours do you usually work, NOT including the time you travel to and from work? (In the box below, write the total hours worked including any second jobs.)

average total hours per week

99. How satisfied or dissatisfied are you with your job?

- Very satisfied
- Satisfied
- Neither satisfied nor dissatisfied
- Dissatisfied
- Very dissatisfied

100. How many times in the past 12 months have you:

- a. Worked on a community project?
- b. Attended any public meeting in which there was a discussion of town or school affairs?
- c. Attended a political meeting or rally?
- d. Attended any club or organizational meeting (not including meetings for work)?
- e. Volunteered?
- f. Attended religious services (not including weddings and funerals)?

101. Do you consider yourself to be Protestant, Catholic, Jewish, Muslim, or something else?

- Protestant
- Catholic
- Jewish
- Muslim
- None (no religion)
- Other, specify:

102. How often do you attend religious services?

- Several times a week
- Once a week
- Nearly every week
- About once a month
- Several times a year
- About once a year
- Less than once a year
- Never

103. In general, how much do your religious or spiritual beliefs influence your daily life?

- Very much
- Quite a bit
- Some
- A little
- None
- Doesn't apply, not religious or spiritual

104. Do you have internet access at home, including through a cellular signal?

- Yes
- No → Go to #108

105. Do you have each of the following types of internet access at home?

	Yes	No
a. Dial-up internet service	<input type="radio"/>	<input type="radio"/>
b. Higher speed broadband service (DSL, cable, or fiber optic)	<input type="radio"/>	<input type="radio"/>
c. Internet through cellular service	<input type="radio"/>	<input type="radio"/>

106. How dependable is your internet service at home?

- Very dependable
- Mostly dependable
- Somewhat dependable
- A little dependable
- Not dependable at all

107. How fast or slow is your internet service at home?

- Very fast
- Somewhat fast
- Somewhat slow
- Very slow

108. Do you have...

- A smartphone
- Both a cell phone and a smartphone
- A cell phone, but not a smartphone
- None

109. During the past 4 weeks (28 days), how much of the time did you feel:

	All of the time	Most of the time	Some of the time	A little of the time	None of the time
a. So sad nothing could cheer you up?	<input type="radio"/>	<input type="radio"/>	<input type="radio"/>	<input type="radio"/>	<input type="radio"/>
b. Nervous?	<input type="radio"/>	<input type="radio"/>	<input type="radio"/>	<input type="radio"/>	<input type="radio"/>
c. Restless or fidgety?	<input type="radio"/>	<input type="radio"/>	<input type="radio"/>	<input type="radio"/>	<input type="radio"/>
d. Hopeless?	<input type="radio"/>	<input type="radio"/>	<input type="radio"/>	<input type="radio"/>	<input type="radio"/>
e. That everything was an effort?	<input type="radio"/>	<input type="radio"/>	<input type="radio"/>	<input type="radio"/>	<input type="radio"/>
f. Worthless?	<input type="radio"/>	<input type="radio"/>	<input type="radio"/>	<input type="radio"/>	<input type="radio"/>

110. Please use the space below to provide any comments or feedback.

Thank you!

We greatly appreciate the time you have taken to complete this survey. For your convenience, please use the postage-paid return envelope included in your survey packet to return your questionnaire.

Questions or requests from this survey can be directed to:

Bureau of Sociological Research
 University of Nebraska-Lincoln
 907 Oldfather Hall
 PO Box 880325
 Lincoln, NE 68588-0325

Phone: 1-800-480-4549 (toll free) E-mail: bosr@unl.edu

Web

Household Make-Up

Including yourself, how many people total live in your household?

Total number of people

How many children age 18 and younger live in your household?

children (age 18 and younger)

How many of the people living in your household are adults age 19 or over?

adults (age 19 and older)



NASIS 2021
Questions? 1-800-480-4549 or bosr@unl.edu

Are you the adult (age 19 or over) in your household with the next birthday after July 1, 2021?

Yes

No



NASIS 2021
Questions? 1-800-480-4549 or bosr@unl.edu

In order to make sure that we hear from all types of Nebraskans, please give this survey to the adult age 19 or older in your household with the next birthday after July 1, 2021.



NASIS 2021
Questions? 1-800-480-4549 or bosr@unl.edu

Are you the adult (age 19 or over) in your household with the next birthday after July 1, 2021?

Yes

No



NASIS 2021
Questions? 1-800-480-4549 or bosr@unl.edu

Life in Nebraska

Overall, how satisfied or dissatisfied are you with living in Nebraska?

- Very satisfied
- Somewhat satisfied
- Neutral
- Somewhat dissatisfied
- Very dissatisfied

All in all, do you think things in Nebraska are generally headed in the right direction or the wrong direction?

- Right direction
- Wrong direction
- Unsure

All in all, do you think things in the country as a whole are generally headed in the right direction or the wrong direction?

- Right direction
- Wrong direction
- Unsure



NASIS 2021
Questions? 1-800-480-4549 or bsr@unl.edu

Alcohol Opinions

How much has COVID-19 (coronavirus) impacted your life in each of the following ways?

	I did not experience this	I experienced this and it had no impact	I experienced this and it had a little impact	I experienced this and it had a large impact
Loss of employment income	<input type="radio"/>	<input type="radio"/>	<input type="radio"/>	<input type="radio"/>
Stress from taking on an extra job to make ends meet	<input type="radio"/>	<input type="radio"/>	<input type="radio"/>	<input type="radio"/>
Loss of housing	<input type="radio"/>	<input type="radio"/>	<input type="radio"/>	<input type="radio"/>
Becoming infected myself	<input type="radio"/>	<input type="radio"/>	<input type="radio"/>	<input type="radio"/>
Someone close to me (family member, friend, relative) becoming infected	<input type="radio"/>	<input type="radio"/>	<input type="radio"/>	<input type="radio"/>
Loss of someone close to me (family member, friend, relative) due to COVID-19	<input type="radio"/>	<input type="radio"/>	<input type="radio"/>	<input type="radio"/>
Disruption of my own schooling	<input type="radio"/>	<input type="radio"/>	<input type="radio"/>	<input type="radio"/>
Disruption of my child's schooling	<input type="radio"/>	<input type="radio"/>	<input type="radio"/>	<input type="radio"/>
Stress in the family or personal relationships	<input type="radio"/>	<input type="radio"/>	<input type="radio"/>	<input type="radio"/>
Decline in mental well-being	<input type="radio"/>	<input type="radio"/>	<input type="radio"/>	<input type="radio"/>
Decrease in social connectedness	<input type="radio"/>	<input type="radio"/>	<input type="radio"/>	<input type="radio"/>



NASIS 2021
Questions? 1-800-480-4549 or bosr@unl.edu

Please indicate for each of the following if you think it is very wrong, wrong, a little wrong, or not at all wrong for:

	Very wrong	Wrong	A little wrong	Not at all wrong
Individuals under the age of 18 to have one or two drinks.	<input type="radio"/>	<input type="radio"/>	<input type="radio"/>	<input type="radio"/>
Individuals under the age of 18 to have 5 or more drinks at one setting.	<input type="radio"/>	<input type="radio"/>	<input type="radio"/>	<input type="radio"/>
Individuals 18-20 years old to have one or two drinks.	<input type="radio"/>	<input type="radio"/>	<input type="radio"/>	<input type="radio"/>
Individuals 18-20 years old to have 5 or more drinks at one setting.	<input type="radio"/>	<input type="radio"/>	<input type="radio"/>	<input type="radio"/>
Individuals 21 and older to have 5 or more drinks at one setting.	<input type="radio"/>	<input type="radio"/>	<input type="radio"/>	<input type="radio"/>
Individuals under the age of 18 to use marijuana, cannabis, or THC products (weed, pot, dope).	<input type="radio"/>	<input type="radio"/>	<input type="radio"/>	<input type="radio"/>
Individuals 18-20 years old to use marijuana, cannabis, or THC products.	<input type="radio"/>	<input type="radio"/>	<input type="radio"/>	<input type="radio"/>
Individuals 21 and older to use marijuana, cannabis, or THC products.	<input type="radio"/>	<input type="radio"/>	<input type="radio"/>	<input type="radio"/>
Individuals 21 and older to provide alcohol for people under 21 years old.	<input type="radio"/>	<input type="radio"/>	<input type="radio"/>	<input type="radio"/>



NASIS 2021
Questions? 1-800-480-4549 or bsr@unl.edu

How wrong would most adults (over 21) in your community, or the area around where you live, think it is for individuals under the age of 21 to drink alcohol?

- Very wrong
- Wrong
- A little wrong
- Not at all wrong

During the past 12 months, do you recall hearing, reading, or watching an advertisement about the prevention of substance abuse?

- Yes
- No



NASIS 2021
Questions? 1-800-480-4549 or bosr@unl.edu

Were the advertisements about each of the following substances?

	Yes	No
Alcohol	<input type="radio"/>	<input type="radio"/>
Tobacco	<input type="radio"/>	<input type="radio"/>
Marijuana, cannabis, or THC products	<input type="radio"/>	<input type="radio"/>
Prescription pain killers	<input type="radio"/>	<input type="radio"/>
Other drugs	<input type="radio"/>	<input type="radio"/>

How much do you think people risk harming themselves physically or in other ways if they have 5 or more drinks of an alcoholic beverage once or twice a week?

- Great risk
- Moderate risk
- Slight risk
- No risk



NASIS 2021
Questions? 1-800-480-4549 or bosr@unl.edu

During the past 12 months, have you allowed individuals under the age of 21 to drink alcohol on your property (home, barn, garage, etc.), including special occasions (prom, graduations, birthdays)?

- Yes
- No

In general, how supportive are you of additional taxes on alcohol purchases?

- Very supportive
- Somewhat supportive
- Not very supportive
- Not at all supportive

- Don't know

How much do you think people risk harming themselves physically or in other ways if they use marijuana, cannabis, or THC products once or twice a week?

- Great risk
- Moderate risk
- Slight risk
- No risk

Are you the parent or guardian of a 9-20 year old?

- Yes
- No



NASIS 2021
Questions? 1-800-480-4549 or bosr@unl.edu

During the past 12 months, have you talked with any of your children under the age of 21 about the following substances?

	Yes	No
Alcohol	<input type="radio"/>	<input type="radio"/>
Tobacco	<input type="radio"/>	<input type="radio"/>
Marijuana, cannabis, or THC products	<input type="radio"/>	<input type="radio"/>
Prescription pain killers	<input type="radio"/>	<input type="radio"/>
Other drugs	<input type="radio"/>	<input type="radio"/>

During the past 12 months, have you provided alcohol to any of your children under the age of 21? Do not include sips for religious purposes.

- Yes
- No

Since the spread of COVID-19 in Nebraska (March 2020), are you drinking more or less alcohol?

- A lot more
- A little more
- About the same
- A little less
- A lot less

- I have never used alcohol



NASIS 2021
Questions? 1-800-480-4549 or bosr@unl.edu

One drink is equivalent to a 12-ounce beer, a 5-ounce glass of wine, or a drink with one shot of liquor. During the past 30 days, on the days when you drank, about how many drinks did you drink on the average?

Number of drinks

No drinks in the past 30 days



NASIS 2021
Questions? 1-800-480-4549 or bosr@unl.edu

MALES: Please answer this question below. If you are not male, please skip this question and answer the next question.

During the past 30 days, on how many days did you have 5 or more drinks of alcohol in a row, that is, within a couple of hours?

days (enter number from 0 to 30)



NASIS 2021
Questions? 1-800-480-4549 or bosr@unl.edu

FEMALES: Please answer this question below. If you are not a female, please skip to the next question.

During the past 30 days, on how many days did you have 4 or more drinks of alcohol in a row, that is, within a couple of hours?

days (enter number from 0 to 30)



NASIS 2021
Questions? 1-800-480-4549 or bosr@unl.edu

How often have you purchased alcohol for home delivery or pick up?

- Never
- 1-3 times or less per month
- Once per week
- More than once per week



NASIS 2021
Questions? 1-800-480-4549 or bosr@unl.edu

When you order alcohol for home delivery or pick up, how often are you asked for your ID?

- Never
- Rarely
- About half the time
- Almost every time
- Every time

Since the spread of COVID-19 in Nebraska (March 2020), are you using more or less marijuana, cannabis, or THC products?

- A lot more
- A little more
- About the same
- A little less
- A lot less

- I have never used marijuana, cannabis, or THC products



NASIS 2021
Questions? 1-800-480-4549 or bosr@unl.edu

During the past 30 days, on how many days did you use marijuana or cannabis?

Number of days

Did not use marijuana or cannabis in the past 30 days



NASIS 2021
Questions? 1-800-480-4549 or bosr@unl.edu

Public Media

How much do you agree or disagree with each of the following?

	Strongly agree	Agree	Neither agree nor disagree	Disagree	Strongly disagree
I trust the information from local news sources.	<input type="radio"/>	<input type="radio"/>	<input type="radio"/>	<input type="radio"/>	<input type="radio"/>
I trust the information from national news sources.	<input type="radio"/>	<input type="radio"/>	<input type="radio"/>	<input type="radio"/>	<input type="radio"/>
I trust the information from my local public media station.	<input type="radio"/>	<input type="radio"/>	<input type="radio"/>	<input type="radio"/>	<input type="radio"/>

In the past 12 months, have you watched any programs on Nebraska Public Media (formerly NET)?

- Yes
- No

In the past 12 months, have you listened to any programs on Nebraska Public Media (formerly NET)?

- Yes
- No

In the past 12 months, what television or radio program(s) did you watch and/or listen to on Nebraska Public Media (formerly NET), if any?



NASIS 2021
Questions? 1-800-480-4549 or bosr@unl.edu

In an average week, how many hours do you spend listening, watching, and/or engaging online with public media (e.g., NPR, PBS) programming? If you are unsure, make your best guess.

- 0 hours a week
- 1 - 5 hours a week
- 6 - 11 hours a week
- 12 - 17 hours a week
- 18 - 25 hours a week
- 25+ hours a week

In your opinion, how important is it to fund public media in Nebraska?

- Very important
- Somewhat important
- Not very important
- Not at all important

What makes you most proud to be living in Nebraska?



NASIS 2021
Questions? 1-800-480-4549 or bosr@unl.edu

In your opinion, which of the following issues facing Nebraskans is of greatest concern?

- Access to affordable healthcare
- Economic stability
- Political divide
- Affordable housing
- Access to quality schools and education
- Preservation of natural resources
- Access to the internet
- Food insecurity
- Other, please specify:

Do you use each of the following sources of media regularly (i.e., weekly)?

	Yes	No
AM/FM radio stations in your city/town	<input type="radio"/>	<input type="radio"/>
Local TV stations	<input type="radio"/>	<input type="radio"/>
Local newspaper (physical paper)	<input type="radio"/>	<input type="radio"/>
Local newspaper (online/app)	<input type="radio"/>	<input type="radio"/>
Network TV (ABC, NBC, etc.)	<input type="radio"/>	<input type="radio"/>
Cable TV news channels (CNN, Fox News, etc.)	<input type="radio"/>	<input type="radio"/>
Streaming video services (Netflix, Hulu, etc.)	<input type="radio"/>	<input type="radio"/>
Music streaming services (Spotify, Pandora, etc.)	<input type="radio"/>	<input type="radio"/>
Social media	<input type="radio"/>	<input type="radio"/>
General internet browsing	<input type="radio"/>	<input type="radio"/>
Podcasts	<input type="radio"/>	<input type="radio"/>
SiriusXM satellite radio	<input type="radio"/>	<input type="radio"/>
National newspaper (physical paper; New York Times, Washington Post, etc.)	<input type="radio"/>	<input type="radio"/>
National newspaper (online/app; New York Times, Washington Post, etc.)	<input type="radio"/>	<input type="radio"/>
Your local public television station (Nebraska Public Media, formerly NET)	<input type="radio"/>	<input type="radio"/>
Your local public radio station (Nebraska Public Media, formerly NET)	<input type="radio"/>	<input type="radio"/>



NASIS 2021
Questions? 1-800-480-4549 or bosr@unl.edu


Early Childhood

How satisfied or dissatisfied are you with each of the following related to child care and education for children 8 years old or younger in the city or area where you live?

	Very satisfied	Satisfied	Neither satisfied nor dissatisfied	Dissatisfied	Very dissatisfied
Quality	<input type="radio"/>	<input type="radio"/>	<input type="radio"/>	<input type="radio"/>	<input type="radio"/>
Availability	<input type="radio"/>	<input type="radio"/>	<input type="radio"/>	<input type="radio"/>	<input type="radio"/>
Affordability	<input type="radio"/>	<input type="radio"/>	<input type="radio"/>	<input type="radio"/>	<input type="radio"/>

Are you raising a child 8 years old or younger that lives in this home?

- Yes
- No



NASIS 2021
Questions? 1-800-480-4549 or bosr@unl.edu

What is the age of your youngest child?

Year(s)

Does this child have an identified disability?

- Yes
- No

Please consider your youngest child under 5 years old, as you answer the following questions.

In a typical week, how often do you or any other family member read books with your child?

- Everyday
- 3 to 6 times
- Once or twice
- Not at all

Does your child attend child care or school?

- Yes
- No



NASIS 2021
Questions? 1-800-480-4549 or bosr@unl.edu

How much do you spend on child care and education compared to each of the following expenses?

	A lot less on child care and education	A little less on child care and education	About the same amount	A little more on child care and education	A lot more on child care and education	Not applicable
Rent/house payment	<input type="radio"/>	<input type="radio"/>	<input type="radio"/>	<input type="radio"/>	<input type="radio"/>	<input type="radio"/>
Utilities	<input type="radio"/>	<input type="radio"/>	<input type="radio"/>	<input type="radio"/>	<input type="radio"/>	<input type="radio"/>
Food	<input type="radio"/>	<input type="radio"/>	<input type="radio"/>	<input type="radio"/>	<input type="radio"/>	<input type="radio"/>
Car payment(s)	<input type="radio"/>	<input type="radio"/>	<input type="radio"/>	<input type="radio"/>	<input type="radio"/>	<input type="radio"/>
Loans/student loans	<input type="radio"/>	<input type="radio"/>	<input type="radio"/>	<input type="radio"/>	<input type="radio"/>	<input type="radio"/>
Medical expenses	<input type="radio"/>	<input type="radio"/>	<input type="radio"/>	<input type="radio"/>	<input type="radio"/>	<input type="radio"/>

Have you received help from each of the following supports so you could afford early childhood care and education expenses for this child?

	Yes	No
Unpaid employer leave following this child's birth	<input type="radio"/>	<input type="radio"/>
Paid employer leave following this child's birth	<input type="radio"/>	<input type="radio"/>
Employer pays portion/all of child care fees/tuition	<input type="radio"/>	<input type="radio"/>
Child care subsidy (State-funded)	<input type="radio"/>	<input type="radio"/>
Child care tax-credit	<input type="radio"/>	<input type="radio"/>
Flexible spending account (to help pay for child care fees/tuition)	<input type="radio"/>	<input type="radio"/>
Paid time off when my child is ill and I need to stay home	<input type="radio"/>	<input type="radio"/>
Child care provided for free from a friend or relative	<input type="radio"/>	<input type="radio"/>



NASIS 2021
 Questions? 1-800-480-4549 or bosr@uni.edu

During a typical week, where does your child spend the most time during the daytime hours?

- Our home with a parent or family member
- In a friend or neighbor's home
- At home with nanny or au pair
- Childcare center/daycare provider
- Public school preschool/pre-kindergarten
- Private preschool/prekindergarten
- Special education preschool classroom
- Kindergarten
- Elementary school (1st - 3rd grade)
- After school care



NASIS 2021
Questions? 1-800-480-4549 or bosr@unl.edu

For the next questions, please consider the setting, outside of the home, in which your child spends the most time.

How would you rate this setting for providing these aspects of your child's early care and education?

	Poor	Fair	Good	Excellent
Teaching how to get along with others	<input type="radio"/>	<input type="radio"/>	<input type="radio"/>	<input type="radio"/>
Safety	<input type="radio"/>	<input type="radio"/>	<input type="radio"/>	<input type="radio"/>
Nutrition	<input type="radio"/>	<input type="radio"/>	<input type="radio"/>	<input type="radio"/>
Physical activity	<input type="radio"/>	<input type="radio"/>	<input type="radio"/>	<input type="radio"/>
Discipline	<input type="radio"/>	<input type="radio"/>	<input type="radio"/>	<input type="radio"/>
Teaching literacy: letters, sounds and words	<input type="radio"/>	<input type="radio"/>	<input type="radio"/>	<input type="radio"/>
Teaching mathematics: numbers, counting, and problem-solving	<input type="radio"/>	<input type="radio"/>	<input type="radio"/>	<input type="radio"/>
Warm, caring interactions with caregivers	<input type="radio"/>	<input type="radio"/>	<input type="radio"/>	<input type="radio"/>

How much do the adults in this setting (teachers, caregivers, administrators) value your family's culture and background?

- Very much
- Quite a bit
- Some
- A little bit
- Not at all



NASIS 2021
Questions? 1-800-480-4549 or bosr@unl.edu

How comfortable are you talking with your child's teacher/caregiver about your child's development and needs?

- Very comfortable
- Quite a bit comfortable
- Somewhat comfortable
- A little bit comfortable
- Not comfortable at all

Overall, how satisfied or dissatisfied are you with the quality of care and education that your child receives?

- Very satisfied
- Satisfied
- Neither satisfied nor dissatisfied
- Dissatisfied
- Very dissatisfied

Over the past three months, because of child care issues, have you experienced any of the following?

	Yes	No
Missed a full day of work	<input type="radio"/>	<input type="radio"/>
Been late for work	<input type="radio"/>	<input type="radio"/>
Left work earlier than normal	<input type="radio"/>	<input type="radio"/>
Been distracted at work	<input type="radio"/>	<input type="radio"/>
Turned down a job offer/promotion	<input type="radio"/>	<input type="radio"/>
Reduced your work hours or quit	<input type="radio"/>	<input type="radio"/>



NASIS 2021
Questions? 1-800-480-4549 or bosr@unl.edu

How concerned are you that the COVID-19 pandemic may have negatively affected your child's learning and development?

- Very concerned
- Quite a bit concerned
- Somewhat concerned
- A little bit concerned
- Not concerned at all

Did your child participate in remote learning during the COVID-19 pandemic?

- Yes
- No

For how much of the school year did your child participate in remote learning?

- None (0%)
- A little (1-10%)
- Some (11-40%)
- About half (41-60%)
- Much (61-90%)
- Most (91-99%)
- All (100%)



NASIS 2021
Questions? 1-800-480-4549 or bosr@unl.edu

Substance Use

How often do you have a drink containing alcohol?

- Never
- Monthly or less
- 2-4 times a month
- 2-3 times a week
- 4 or more times a week

How many standard drinks containing alcohol do you have on a typical day?

- 1-2
- 3-4
- 5-6
- 7-9
- 10 or more

How often do you have six or more drinks on one occasion?

- Never
- Less than monthly
- Monthly
- Weekly
- Daily or almost daily



NASIS 2021
Questions? 1-800-480-4549 or bosr@unl.edu

Have you used any of the following substances in ways other than prescribed in the past year?

	Yes	No
Marijuana/Cannabis	<input type="radio"/>	<input type="radio"/>
Cocaine	<input type="radio"/>	<input type="radio"/>
Methamphetamine	<input type="radio"/>	<input type="radio"/>
Amphetamine	<input type="radio"/>	<input type="radio"/>
Heroin	<input type="radio"/>	<input type="radio"/>
Opioids other than heroin	<input type="radio"/>	<input type="radio"/>
Hallucinogens or psychedelics	<input type="radio"/>	<input type="radio"/>

Have you used any of the following substances in ways other than prescribed in your lifetime?

	Yes	No
Marijuana/Cannabis	<input type="radio"/>	<input type="radio"/>
Cocaine	<input type="radio"/>	<input type="radio"/>
Methamphetamine	<input type="radio"/>	<input type="radio"/>
Amphetamine	<input type="radio"/>	<input type="radio"/>
Heroin	<input type="radio"/>	<input type="radio"/>
Opioids other than heroin	<input type="radio"/>	<input type="radio"/>
Hallucinogens or psychedelics	<input type="radio"/>	<input type="radio"/>



NASIS 2021
Questions? 1-800-480-4549 or bosr@unl.edu

Could you get the following substances in ways other than through a prescription if you wanted to?

	Yes	No
Marijuana/Cannabis	<input type="radio"/>	<input type="radio"/>
Cocaine	<input type="radio"/>	<input type="radio"/>
Methamphetamine	<input type="radio"/>	<input type="radio"/>
Amphetamine	<input type="radio"/>	<input type="radio"/>
Heroin	<input type="radio"/>	<input type="radio"/>
Opioids other than heroin	<input type="radio"/>	<input type="radio"/>
Hallucinogens or psychedelics	<input type="radio"/>	<input type="radio"/>

Do you know anyone close to you that currently uses any of the following substances in ways that are not prescribed?

	Yes	No
Marijuana/Cannabis	<input type="radio"/>	<input type="radio"/>
Cocaine	<input type="radio"/>	<input type="radio"/>
Methamphetamine	<input type="radio"/>	<input type="radio"/>
Amphetamine	<input type="radio"/>	<input type="radio"/>
Heroin	<input type="radio"/>	<input type="radio"/>
Opioids other than heroin	<input type="radio"/>	<input type="radio"/>
Hallucinogens or psychedelics	<input type="radio"/>	<input type="radio"/>



NASIS 2021
Questions? 1-800-480-4549 or bosr@unl.edu

Do you know anyone who has experienced a drug overdose in the past year?

- Yes
- No

Do you know where to get Narcan (naloxone) if you needed it?

- Yes
- No

- I don't know what this is



NASIS 2021
Questions? 1-800-480-4549 or bosr@unl.edu

Do you know how to use Narcan (naloxone)?

- Yes
- No

Do you know what a syringe service program is?

- Yes
- No



NASIS 2021
Questions? 1-800-480-4549 or bosr@unl.edu

Which view comes closer to your view about the use of marijuana by adults?

- It should be legal for medical AND recreational use
- It should be legal for medical use only
- It should not be legal

If marijuana/cannabis were to become legal for medical use in Nebraska, do you think you would use it?

- Yes
- No

If marijuana/cannabis were to become legal for medical use in Nebraska, do you think you would use marijuana to substitute for any current medications?

- Yes
- No

How much do you disagree or agree with the following statements when thinking about cocaine, methamphetamines, or heroin?

	Strongly disagree	Disagree	Neither disagree or agree	Agree	Strongly agree
Most people in my community believe that a person who uses these substances cannot be trusted.	<input type="radio"/>	<input type="radio"/>	<input type="radio"/>	<input type="radio"/>	<input type="radio"/>
Most people in my community believe that a person who uses these substances is dangerous.	<input type="radio"/>	<input type="radio"/>	<input type="radio"/>	<input type="radio"/>	<input type="radio"/>
Most people in my community think that a person who uses these substances is to blame for their own problems.	<input type="radio"/>	<input type="radio"/>	<input type="radio"/>	<input type="radio"/>	<input type="radio"/>
Most people in my community believe that a person who uses these substances is lazy.	<input type="radio"/>	<input type="radio"/>	<input type="radio"/>	<input type="radio"/>	<input type="radio"/>



NASIS 2021
Questions? 1-800-480-4549 or bosr@unl.edu

How much do you disagree or agree with the following statements when thinking about opioids?

	Strongly disagree	Disagree	Neither disagree or agree	Agree	Strongly agree
Most people in my community believe that a person who uses opioids cannot be trusted.	<input type="radio"/>	<input type="radio"/>	<input type="radio"/>	<input type="radio"/>	<input type="radio"/>
Most people in my community believe that a person who uses opioids is dangerous.	<input type="radio"/>	<input type="radio"/>	<input type="radio"/>	<input type="radio"/>	<input type="radio"/>
Most people in my community think that a person who uses opioids is to blame for their own problems.	<input type="radio"/>	<input type="radio"/>	<input type="radio"/>	<input type="radio"/>	<input type="radio"/>
Most people in my community believe that a person who uses opioids is lazy.	<input type="radio"/>	<input type="radio"/>	<input type="radio"/>	<input type="radio"/>	<input type="radio"/>

How much do you disagree or agree with the following statements when thinking about marijuana/cannabis?

	Strongly disagree	Disagree	Neither disagree or agree	Agree	Strongly agree
Most people in my community believe that a person who uses marijuana cannot be trusted.	<input type="radio"/>	<input type="radio"/>	<input type="radio"/>	<input type="radio"/>	<input type="radio"/>
Most people in my community believe that a person who uses marijuana is dangerous.	<input type="radio"/>	<input type="radio"/>	<input type="radio"/>	<input type="radio"/>	<input type="radio"/>
Most people in my community think that a person who uses marijuana is to blame for their own problems.	<input type="radio"/>	<input type="radio"/>	<input type="radio"/>	<input type="radio"/>	<input type="radio"/>
Most people in my community believe that a person who uses marijuana is lazy.	<input type="radio"/>	<input type="radio"/>	<input type="radio"/>	<input type="radio"/>	<input type="radio"/>



NASIS 2021
Questions? 1-800-480-4549 or bosr@unl.edu

How much do you disagree or agree with the following statements?

	Strongly disagree	Disagree	Neither disagree or agree	Agree	Strongly agree
We should treat drug use as a health issue and not a criminal issue.	<input type="radio"/>	<input type="radio"/>	<input type="radio"/>	<input type="radio"/>	<input type="radio"/>
People who are addicted to drugs should be forced into treatment whether they want it or not.	<input type="radio"/>	<input type="radio"/>	<input type="radio"/>	<input type="radio"/>	<input type="radio"/>
People should be tested for illegal drugs (including marijuana) in order to get public benefits like food stamps, housing, and social services.	<input type="radio"/>	<input type="radio"/>	<input type="radio"/>	<input type="radio"/>	<input type="radio"/>
Police should stop arresting people for the sale of small quantities of marijuana.	<input type="radio"/>	<input type="radio"/>	<input type="radio"/>	<input type="radio"/>	<input type="radio"/>
Police should stop arresting people for the possession of small amounts of drugs meant for personal use.	<input type="radio"/>	<input type="radio"/>	<input type="radio"/>	<input type="radio"/>	<input type="radio"/>
Police should stop arresting people for the possession of marijuana intended for personal use.	<input type="radio"/>	<input type="radio"/>	<input type="radio"/>	<input type="radio"/>	<input type="radio"/>
Syringe service programs, which provide sterile syringes and other services for people who inject drugs, are important for improving public health.	<input type="radio"/>	<input type="radio"/>	<input type="radio"/>	<input type="radio"/>	<input type="radio"/>
It should be legal for a person to possess a syringe with intent to inject an illicit drug into their body.	<input type="radio"/>	<input type="radio"/>	<input type="radio"/>	<input type="radio"/>	<input type="radio"/>
It should be legal for Nebraskans to distribute sterile syringes or needles for the prevention of the spread of infectious diseases.	<input type="radio"/>	<input type="radio"/>	<input type="radio"/>	<input type="radio"/>	<input type="radio"/>
Having a past drug arrest or charge should not prevent you from getting a job.	<input type="radio"/>	<input type="radio"/>	<input type="radio"/>	<input type="radio"/>	<input type="radio"/>
The federal government should respect the rights of individual states that have already legalized marijuana sales and not pursue legal action against them.	<input type="radio"/>	<input type="radio"/>	<input type="radio"/>	<input type="radio"/>	<input type="radio"/>



NASIS 2021
 Questions? 1-800-480-4549 or bosr@unl.edu

How much do you disagree or agree that Nebraska state law should allow for community-based prevention programs that can provide the following services to people who inject drugs?

	Strongly disagree	Disagree	Neither disagree or agree	Agree	Strongly agree
Linkage or referrals to substance use disorder treatment	<input type="radio"/>	<input type="radio"/>	<input type="radio"/>	<input type="radio"/>	<input type="radio"/>
Access to sterile syringes and injection equipment	<input type="radio"/>	<input type="radio"/>	<input type="radio"/>	<input type="radio"/>	<input type="radio"/>
Disposal of sterile syringes and injection equipment	<input type="radio"/>	<input type="radio"/>	<input type="radio"/>	<input type="radio"/>	<input type="radio"/>
Vaccination for infectious diseases	<input type="radio"/>	<input type="radio"/>	<input type="radio"/>	<input type="radio"/>	<input type="radio"/>
Testing for infectious diseases	<input type="radio"/>	<input type="radio"/>	<input type="radio"/>	<input type="radio"/>	<input type="radio"/>
Linkage or referrals to care for infectious diseases	<input type="radio"/>	<input type="radio"/>	<input type="radio"/>	<input type="radio"/>	<input type="radio"/>



NASIS 2021
Questions? 1-800-480-4549 or bosr@unl.edu

About Your Household

Do you or some member of your household own your home outright, buying it, or renting?

- Own outright
- Buying (paying a mortgage)
- Renting
- Provided as part of job/wages
- Other, specify:

Which of the following comes closest to the kind of housing unit you now live in?

- Detached single family house
- Mobile home
- Townhouse/Condominium
- Apartment/Duplex
- Other, specify:



NASIS 2021
Questions? 1-800-480-4549 or bosr@unl.edu

What is your current marital or relationship status?

- Married
- Married, living apart
- Not married, but living with a partner (cohabiting)
- Never married
- Divorced
- Widowed
- Separated



NASIS 2021
Questions? 1-800-480-4549 or bosr@unl.edu

Please indicate the category that describes your total family income in the last 12 months.

- Less than \$10,000
- \$10,000 to less than \$20,000
- \$20,000 to less than \$30,000
- \$30,000 to less than \$40,000
- \$40,000 to less than \$50,000
- \$50,000 to less than \$75,000
- \$75,000 to less than \$100,000
- \$100,000 to less than \$150,000
- \$150,000 or more

During the past 12 months, how much difficulty have you had paying your bills?

- A great deal of difficulty
- Quite a bit of difficulty
- Some difficulty
- A little difficulty
- No difficulty at all

Overall, how satisfied or dissatisfied are you with your current financial situation?

- Very satisfied
- Satisfied
- Neither satisfied nor dissatisfied
- Dissatisfied
- Very dissatisfied



NASIS 2021
Questions? 1-800-480-4549 or bosr@unl.edu

About Yourself

What year were you born?

Are you:

- Male
- Female
-

Do you think of yourself as:

- Heterosexual/straight
- Homosexual/gay or lesbian
- Bisexual
- Something else
- Not sure

As far as you know, are any of your immediate family members, relatives, neighbors, co-workers, or close friends gay, lesbian, or bisexual?

- Yes
- No



NASIS 2021
Questions? 1-800-480-4549 or bosr@unl.edu

Were you born in Nebraska, another state, or a foreign country?

- Nebraska
- Another state
- Foreign country

Are you still living in the same residence as you were 2 years ago?

- Yes
- No

Do you live on a farm, in open country but not on a farm, or in a town or city?

- Farm
- Open country, but not a farm
- Town or city

How many years have you lived in this Nebraska county? *(Please enter "0" if less than 1 year.)*

Year(s)



NASIS 2021
Questions? 1-800-480-4549 or bosr@unl.edu

What is your zip code?

In general, how would you describe your political views?

- Very liberal
- Liberal
- Middle-of-the-road
- Conservative
- Very conservative
- Other, specify:

In general, what do you consider yourself politically?

- Democrat
- Republican
- Independent
- Other, specify:

Who did you vote for in the 2020 Presidential Election?

- Biden
- Trump
- Other, specify:
- Did not vote



NASIS 2021
Questions? 1-800-480-4549 or bosr@unl.edu

How often do you interact "face to face" with people of a different race or ethnicity?

- Daily
- Weekly
- Monthly
- Almost never
- Never

Do you consider yourself to be Hispanic or Latino/a?

- Yes
- No

What race or races do you consider yourself to be? *(Check all that apply)*

- White (Caucasian)
- Black or African American
- Asian
- American Indian or Alaska Native
- Native Hawaiian or other Pacific Islander
- Other, specify:

What is the highest degree you have attained?

- No diploma
- High School Diploma/GED
- Some college, but no degree
- Technical/Associate/Junior College (2 yr, LPN)
- Bachelor's Degree (4 yr, BA, BS, RN)
- Graduate Degree (Masters, PhD, Law, Medicine)



NASIS 2021
Questions? 1-800-480-4549 or bosr@unl.edu

Would you say that your overall health and well-being is excellent, good, fair or poor?

- Excellent
- Good
- Fair
- Poor

Do you smoke cigarettes?

- Yes
- No

Do you typically work full-time, part-time, go to school, keep house, or something else?
(Check all that apply)

- Working full-time (35 hours or more)
- Working part-time
- Have a job, but not at work (due to illness, vacation, or strike)
- Unemployed, laid off, looking for work
- Retired
- In school
- Keeping house
- Disabled
- Other, specify:



NASIS 2021
Questions? 1-800-480-4549 or bosr@unl.edu

During the average week, how many hours do you usually work, NOT including the time you travel to and from work? (In the box below, write the total hours worked including any second jobs.)

average total hours per week

How satisfied or dissatisfied are you with your job?

- Very satisfied
- Satisfied
- Neither satisfied nor dissatisfied
- Dissatisfied
- Very dissatisfied



NASIS 2021
Questions? 1-800-480-4549 or bosr@unl.edu

How many times in the past 12 months have you:

Worked on a community project?

Attended any public meeting in which there was a discussion of town or school affairs?

Attended a political meeting or rally?

Attended any club or organizational meeting (not including meetings for work)?

Volunteered?

Attended religious services (not including weddings and funerals)?



NASIS 2021
Questions? 1-800-480-4549 or bosr@unl.edu

Do you consider yourself to be Protestant, Catholic, Jewish, Muslim, or something else?

- Protestant
- Catholic
- Jewish
- Muslim
- None (no religion)
- Other, specify:

How often do you attend religious services?

- Several times a week
- Once a week
- Nearly every week
- About once a month
- Several times a year
- About once a year
- Less than once a year
- Never

In general, how much do your religious or spiritual beliefs influence your daily life?

- Very much
- Quite a bit
- Some
- A little
- None

- Doesn't apply, not religious or spiritual



NASIS 2021
Questions? 1-800-480-4549 or bosr@unl.edu

Do you have internet access at home, including through a cellular signal?

- Yes
- No



NASIS 2021
Questions? 1-800-480-4549 or bosr@unl.edu

Do you have each of the following types of internet access at home?

	Yes	No
Dial-up internet service	<input type="radio"/>	<input type="radio"/>
Higher speed broadband service (DSL, cable, or fiber optic)	<input type="radio"/>	<input type="radio"/>
Internet through cellular service	<input type="radio"/>	<input type="radio"/>

How dependable is your internet service at home?

- Very dependable
- Mostly dependable
- Somewhat dependable
- A little dependable
- Not dependable at all



NASIS 2021
Questions? 1-800-480-4549 or bosr@unl.edu

How fast or slow is your internet service at home?

- Very fast
- Somewhat fast
- Somewhat slow
- Very slow

Do you have...

- A smartphone
- Both a cell phone and a smartphone
- A cell phone, but not a smartphone
- None



NASIS 2021
Questions? 1-800-480-4549 or bosr@unl.edu

During the past 4 weeks (28 days), how much of the time did you feel:

	All of the time	Most of the time	Some of the time	A little of the time	None of the time
So sad nothing could cheer you up?	<input type="radio"/>	<input type="radio"/>	<input type="radio"/>	<input type="radio"/>	<input type="radio"/>
Nervous?	<input type="radio"/>	<input type="radio"/>	<input type="radio"/>	<input type="radio"/>	<input type="radio"/>
Restless or fidgety?	<input type="radio"/>	<input type="radio"/>	<input type="radio"/>	<input type="radio"/>	<input type="radio"/>
Hopeless?	<input type="radio"/>	<input type="radio"/>	<input type="radio"/>	<input type="radio"/>	<input type="radio"/>
That everything was an effort?	<input type="radio"/>	<input type="radio"/>	<input type="radio"/>	<input type="radio"/>	<input type="radio"/>
Worthless?	<input type="radio"/>	<input type="radio"/>	<input type="radio"/>	<input type="radio"/>	<input type="radio"/>



NASIS 2021
Questions? 1-800-480-4549 or bosr@unl.edu

Please use the space below to provide any comments or feedback.



NASIS 2021
Questions? 1-800-480-4549 or bosr@unl.edu

We thank you for your time spent taking this survey.
Your response has been recorded.

NASIS 2021
Questions? 1-800-480-4549 or bosr@unl.edu

Appendix D: NebrASKa Voices Enrollment Card

Front:



NebrASKa Voices Enrollment Card

We are offering an exciting opportunity to Nebraskans to make your voice heard through the NebrASKa Voices Panel. The attached FAQ document explains the panel in detail for your reference, but feel free to contact us as well with any questions or concerns.

Please use this card to let us know whether or not you would like to be a member of the NebrASKa Voices Panel. Return your completed card separately from your survey using the small, postage-paid envelope we have provided or by mailing it to:

Bureau of Sociological Research
P.O. Box 880325
Lincoln, NE 68588-0325

If you have any questions, give us a call at 402-472-3672 or 1-800-480-4549 or email bosr@unl.edu.

Back:

1. **Would you like to join the NebrASKa Voices Panel?**

Yes
 No → Stop and return this card in the small envelope

Great! Please tell us a little about yourself, so we know how best to contact you in the future. Be assured that your contact information will not be disclosed or used for any purpose other than this panel.

2. **What is your name?**
First name: _____ Last name: _____

3. **What is your telephone number, including area code, which would be the best number for us to call?**
Phone: (____) _____ - _____ N/A, no phone at this time

4. **What is your email address?**
_____@_____

5. **What is the best way to contact you about future research studies?**

Mail
 Phone
 Email

Appendix E: NebrASKa Voices FAQ



Frequently Asked Questions (FAQs)

Q: Who can become a NebrASKa Voices Panel member?

Every year, the Bureau of Sociological Research (BOSR) at the University of Nebraska-Lincoln sends out the Nebraska Annual Social Indicators Survey (NASIS). This survey is sent to a representative sample of Nebraskans to learn about their opinion on a variety of topics and issues. The data collected help shape program and policy development in Nebraska. To ensure a random sample of Nebraskans, the adult aged 19 or older who has the next birthday after a designated date of the contacted household is invited to join the NebrASKa Voices Panel. BOSR does not currently accept spontaneous opt-in to the panel from individuals who are not contacted to take part in NASIS. This allows the panel to remain a random sample of Nebraskans.

Q: Why are my answers important to you?

Your answers are extremely important in helping University researchers and Nebraska policy makers make sound and informed decisions in key areas to improve the well-being of our people and communities. The impact of your participation can never be underestimated and we always would like to hear from you.

Q: How do I join your panel?

Simply return your completed card separately from your survey using the small, postage-paid envelope we have provided or by mailing it to:

Bureau of Sociological Research
P.O. Box 880325
Lincoln, NE 68588-0325

Q: What are the benefits of joining and what should I expect as a member?

Panelists benefit by allowing their voices to be heard in research. BOSR will also keep panelists informed on results and outcomes of research in which the panel participated. Panelists are able to stay connected with the research taking place at the University of Nebraska through participation and communication.

After agreeing to join, panelists will receive a welcome letter to confirm their membership and a small token of our appreciation for joining the panel. BOSR will then connect with you at least twice a year to update contact information as needed and to keep you updated on the research that the panel has helped with.

You will be invited to participate in research projects as you are eligible. You can then choose whether or not you want to participate in any particular study. The panel is new, so we are not sure yet what the need will be for panel members to participate in research projects. As a result, we will start by allowing panelists to be eligible for up to five research opportunities a year. If demand is higher than what that cap will allow, we will reach out to you with any changes to this policy. We realize that your time is important, and will be respectful of that.

Q: If I join your panel, how often will I receive an invitation to participate in a survey?

BOSR will contact panel members who are eligible for certain studies. We will notify panel members by your preferred mode of communication whenever we can. Each panelist can be notified of up to five research opportunities a year. You can then choose whether or not you want to participate in any particular study.

Q: In what kinds of studies might I be asked to participate?

Panelists may be asked to participate in studies from a variety of areas. In the past, panelists have been asked to participate in focus groups, complete surveys, and take part in research at the University's Center for Brain, Biology and Behavior (CB3).

BOSR only works with legitimate academic researchers, state and local government, and trustworthy local organizations. We will never try to sell you anything. In addition, BOSR will always strive to provide our panelists an appropriate user experience and will not field projects that in our professional opinion will result in a poor user experience for our panelists. Again, you always have the right to choose which studies you want or do not want to participate in.

Q: How long will these projects take me?

Each project is different. Some projects may take ten to fifteen minutes to complete. Others may include a one-hour focus group, or require an hour at the Center for Brain, Biology and Behavior on campus. You will be told how long participation will take with each project we pass along to you. You can then use this information to determine whether or not you want to participate in each study.

Q: How will you protect my privacy and ensure confidentiality of my answers?

BOSR will never share your contact information with anyone outside of BOSR unless you have explicitly agreed to participate in an additional study where the researcher needs to communicate with you directly. Otherwise, BOSR will keep your contact information safely on our secure server.

BOSR will take all possible steps to protect your privacy. Your answers to any projects you participate in will be held in strict confidentiality and will be used only for research purposes. The results will be reported in aggregate form or as summary only, and will never be presented in a way that you can be identified individually.

Q: What if I do not want to answer your surveys or want to opt out of the panel in future?

Although your feedback is strongly encouraged and appreciated, participation in any of our future surveys is completely voluntary. If you change your mind, you may withdraw from the panel any time by simply informing us and we will remove you from the list. You can simply give us a call at 402-472-3672 or 1-800-480-4549 or email bosr@unl.edu. Our contact information can also be found on our website, bosr.unl.edu.

Q: What is BOSR and what does it do?

BOSR is a university-affiliated, nonprofit academic survey organization directed by Dr. Kristen Olson (kolson5@unl.edu) and Lindsey Witt-Swanson, Associate Director (lwitt2@unl.edu) at the University of Nebraska-Lincoln. It was established in 1964 and has been helping researchers with their studies ever since.

As a university-affiliated, nonprofit academic survey organization, the Bureau of Sociological Research (BOSR) provides a range of research services for faculty, staff, administrators and students. BOSR actively works with UNL investigators on the design, implementation and completion of research projects. BOSR also provides research services for state, government and local organizations outside of the University. Information collected by BOSR is helpful for program evaluation, budgeting justifications, and planning purposes.

Our central administrative goal has always been to provide high quality research services to advance knowledge and to help improve social conditions. BOSR supports all aspects of social science research applications and strives to offer quality research services while adapting to new technologies.

Appendix F: County Codes (All begin with “31”)

001 Adams	077 Greeley	153 Sarpy
003 Antelope	079 Hall	155 Saunders
005 Arthur	081 Hamilton	157 Scotts Bluff
007 Banner	083 Harlan	159 Seward
009 Blaine	085 Hayes	161 Sheridan
011 Boone	087 Hitchcock	163 Sherman
013 Box Butte	089 Holt	165 Sioux
015 Boyd	091 Hooker	167 Stanton
017 Brown	093 Howard	169 Thayer
019 Buffalo	095 Jefferson	171 Thomas
021 Burt	097 Johnson	173 Thurston
023 Butler	099 Kearney	175 Valley
025 Cass	101 Keith	177 Washington
027 Cedar	103 Keya Paha	179 Wayne
029 Chase	105 Kimball	181 Webster
031 Cherry	107 Knox	183 Wheeler
033 Cheyenne	109 Lancaster	185 York
035 Clay	111 Lincoln	
037 Colfax	113 Logan	
039 Cuming	115 Loup	
041 Custer	117 McPherson	
043 Dakota	119 Madison	
045 Dawes	121 Merrick	
047 Dawson	123 Morrill	
049 Deuel	125 Nance	
051 Dixon	127 Nemaha	
053 Dodge	129 Nuckolls	
055 Douglas	131 Otoe	
057 Dundy	133 Pawnee	
059 Fillmore	135 Perkins	
061 Franklin	137 Phelps	
063 Frontier	139 Pierce	
065 Furnas	141 Platte	
067 Gage	143 Polk	
069 Garden	145 Red Willow	
071 Garfield	147 Richardson	
073 Gosper	149 Rock	
075 Grant	151 Saline	

Appendix G: 2021 NASIS Variables and Descriptions

Variable	Description (Label)
ID	ID
people	Including yourself, how many people total live in your household?
kids_18	How many children age 18 and younger live in your household?
adults	How many of the people living in your household are adults age 19 or over?
screeener	Are you the adult (age 19 or over) in your household with the next birthday after July 1, 2021?
NElive	Overall, how satisfied or dissatisfied are you with living in Nebraska?
NEdir	All in all, do you think things in Nebraska are generally headed in the right direction or the wrong direction?
USdir	All in all, do you think things in the country as a whole are generally headed in the right direction or the wrong direction?
NCAOS1A	How much has COVID-19 (coronavirus) impacted your life in eac... - Loss of employment income
NCAOS1B	How much has COVID-19 (coronavirus) impacted your life in eac... - Stress from taking on an extra job to make ends meet
NCAOS1C	How much has COVID-19 (coronavirus) impacted your life in eac... - Loss of housing
NCAOS1D	How much has COVID-19 (coronavirus) impacted your life in eac... - Becoming infected myself
NCAOS1E	How much has COVID-19 (coronavirus) impacted your life in eac... - Someone close to me (family member, friend, relati...
NCAOS1F	How much has COVID-19 (coronavirus) impacted your life in eac... - Loss of someone close to me (family member, friend...
NCAOS1G	How much has COVID-19 (coronavirus) impacted... your life in eac... - Disruption of my own schooling
NCAOS1H	How much has COVID-19 (coronavirus) impacted your life in eac... - Disruption of my child's schooling
NCAOS1I	How much has COVID-19 (coronavirus) impacted your life in eac... - Stress in the family or personal relationships
NCAOS1J	How much has COVID-19 (coronavirus) impacted your life in eac... - Decline in mental well-being
NCAOS1K	How much has COVID-19 (coronavirus) impacted your life in eac... - Decrease in social connectedness
NCAOS2A	Please indicate for each of the following if you think it is ... - Individuals under the age of 18 to have one or two...
NCAOS2B	Please indicate for each of the following if you think it is ... - Individuals under the age of 18 to have 5 or more ...
NCAOS2C	Please indicate for each of the following if you think it is ... - Individuals 18-20 years old to have one or two drinks
NCAOS2D	Please indicate for each of the following if you think it is ... - Individuals 18-20 years old to have 5 or more drin...
NCAOS2E	Please indicate for each of the following if you think it is ... - Individuals 21 and older to have 5 or more drinks ...
NCAOS2F	Please indicate for each of the following if you think it is ... - Individuals under the age of 18 to use marijuana, ...

NCAOS2G	Please indicate for each of the following if you think it is ... - Individuals 18-20 years old to use marijuana, cann...
NCAOS2H	Please indicate for each of the following if you think it is ... - Individuals 21 and older to use marijuana, cannabi...
NCAOS2I	Please indicate for each of the following if you think it is ... - Individuals 21 and older to provide alcohol for pe...
NCAOS3	How wrong would most adults (over 21) in your community, or the area around where you live, think it is for individuals
NCAOS4	During the past 12 months, do you recall hearing, reading, or watching an advertisement about the prevention of substance
NCAOS5A	Were the advertisements about each of the following substances? - Alcohol
NCAOS5B	Were the advertisements about each of the following substances? - Tobacco
NCAOS5C	Were the advertisements about each of the following substances? - Marijuana, cannabis, or THC products
NCAOS5D	Were the advertisements about each of the following substances? - Prescription pain killers
NCAOS5E	Were the advertisements about each of the following substances? - Other drugs
NCAOS6	How much do you think people risk harming themselves physically or in other ways if they have 5 or more drinks of an alcohol
NCAOS7	During the past 12 months, have you allowed individuals under the age of 21 to drink alcohol on your property (home, bar
NCAOS8	In general, how supportive are you of additional taxes on alcohol purchases?
NCAOS9	How much do you think people risk harming themselves physically or in other ways if they use marijuana, cannabis, or THC
NCAOS10	Are you the parent or guardian of a 9-20 year old?
NCAOS11A	During the past 12 months, have you talked with any of your c... - Alcohol
NCAOS11B	During the past 12 months, have you talked with any of your c... - Tobacco
NCAOS11C	During the past 12 months, have you talked with any of your c... - Marijuana, cannabis, or THC products
NCAOS11D	During the past 12 months, have you talked with any of your c... - Prescription pain killers
NCAOS11E	During the past 12 months, have you talked with any of your c... - Other drugs
NCAOS12	During the past 12 months, have you provided alcohol to any of your children under the age of 21? Do not include sips fo
NCAOS13	Since the spread of COVID-19 in Nebraska (March 2020), are you drinking more or less alcohol?
NCAOS14A	One drink is equivalent to a 12-ounce beer, a 5-ounce glass of wine, or a drink with one shot of liquor. During the past
NCAOS14B	One drink is equivalent to a 12-ounce beer, a 5-ounce glass of wine, or a drink with one shot of liquor. During the past
NCAOS15	During the past 30 days, on how many days did you have 5 or more drinks of alcohol in a row, that is, within a couple of
NCAOS16	During the past 30 days, on how many days did you have 4 or more drinks of alcohol in a row, that is, within a couple of

NCAOS17	How often have you purchased alcohol for home delivery or pick up?
NCAOS18	When you order alcohol for home delivery or pick up, how often are you asked for your ID?
NCAOS19	Since the spread of COVID-19 in Nebraska (March 2020), are you using more or less marijuana, cannabis, or THC products?
NCAOS20A	During the past 30 days, on how many days did you use marijuana or cannabis?
NCAOS20B	During the past 30 days, on how many days did you use marijuana or cannabis?
MEDIA1A	How much do you agree or disagree with each of the following? - I trust the information from local news sources.
MEDIA1B	How much do you agree or disagree with each of the following? - I trust the information from national news sources.
MEDIA1C	How much do you agree or disagree with each of the following? - I trust the information from my local public media...
MEDIA2	In the past 12 months, have you watched any programs on Nebraska Public Media (formerly NET)?
MEDIA3	In the past 12 months, have you listened to any programs on Nebraska Public Media (formerly NET)?
MEDIA4	In the past 12 months, what television or radio program(s) did you watch and/or listen to on Nebraska Public Media (form
MEDIA5	In an average week, how many hours do you spend listening, watching, and/or engaging online with public media (e.g., NPR
MEDIA6	In your opinion, how important is it to fund public media in Nebraska?
MEDIA7	What makes you most proud to be living in Nebraska?
MEDIA8	In your opinion, which of the following issues facing Nebraskans is of greatest concern?
MEDIA8OTH	In your opinion, which of the following issues facing Nebraskans is of greatest concern? Other, please specify:
MEDIA9A	Do you use each of the following sources of media regularly (... - AM/FM radio stations in your city/town
MEDIA9B	Do you use each of the following sources of media regularly (... - Local TV stations
MEDIA9C	Do you use each of the following sources of media regularly (... - Local newspaper (physical paper)
MEDIA9D	Do you use each of the following sources of media regularly (... - Local newspaper (online/app)
MEDIA9E	Do you use each of the following sources of media regularly (... - Network TV (ABC, NBC, etc.)
MEDIA9F	Do you use each of the following sources of media regularly (... - Cable TV news channels (CNN, Fox News, etc.)
MEDIA9G	Do you use each of the following sources of media regularly (... - Streaming video services (Netflix, Hulu, etc.)
MEDIA9H	Do you use each of the following sources of media regularly (... - Music streaming services (Spotify, Pandora, etc.)
MEDIA9I	Do you use each of the following sources of media regularly (... - Social media

MEDIA9J	Do you use each of the following sources of media regularly (... - General internet browsing
MEDIA9K	Do you use each of the following sources of media regularly (... - Podcasts
MEDIA9L	Do you use each of the following sources of media regularly (... - SiriusXM satellite radio
MEDIA9M	Do you use each of the following sources of media regularly (... - National newspaper (physical paper; New York Times...
MEDIA9N	Do you use each of the following sources of media regularly (... - National newspaper (online/app; New York Times, Wa...
MEDIA9O	Do you use each of the following sources of media regularly (... - Your local public television station (Nebraska Pub...
MEDIA9P	Do you use each of the following sources of media regularly (... - Your local public radio station (Nebraska Public M...
CHILD1A	How satisfied or dissatisfied are you with each of the follow... - Quality
CHILD1B	How satisfied or dissatisfied are you with each of the follow... - Availability
CHILD1C	How satisfied or dissatisfied are you with each of the follow... - Affordability
CHILD2	Are you raising a child 8 years old or younger that lives in this home?
CHILD3	What is the age of your youngest child?
CHILD4	Does this child have an identified disability?
CHILD5	In a typical week, how often do you or any other family member read books with your child?
CHILD6	Does your child attend child care or school?
CHILD7A	How much do you spend on child care and education compared to... - Rent/house payment
CHILD7B	How much do you spend on child care and education compared to... - Utilities
CHILD7C	How much do you spend on child care and education compared to... - Food
CHILD7D	How much do you spend on child care and education compared to... - Car payment(s)
CHILD7E	How much do you spend on child care and education compared to... - Loans/student loans
CHILD7F	How much do you spend on child care and education compared to... - Medical expenses
CHILD8A	Have you received help from each of the following supports so... - Unpaid employer leave following this child's birth
CHILD8B	Have you received help from each of the following supports so... - Paid employer leave following this child's birth
CHILD8C	Have you received help from each of the following supports so... - Employer pays portion/all of child care fees/tuition
CHILD8D	Have you received help from each of the following supports so... - Child care subsidy (State-funded)
CHILD8E	Have you received help from each of the following supports so... - Child care tax-credit
CHILD8F	Have you received help from each of the following supports so... - Flexible spending account (to help pay for child c...
CHILD8G	Have you received help from each of the following supports so... - Paid time off when my child is ill and I need to s...

CHILD8H	Have you received help from each of the following supports so... - Child care provided for free from a friend or relative
CHILD9	During a typical week, where does your child spend the most time during the daytime hours?
CHILD10A	How would you rate this setting for providing these aspects o... - Teaching how to get along with others
CHILD10B	How would you rate this setting for providing these aspects o... - Safety
CHILD10C	How would you rate this setting for providing these aspects o... - Nutrition
CHILD10D	How would you rate this setting for providing these aspects o... - Physical activity
CHILD10E	How would you rate this setting for providing these aspects o... - Discipline
CHILD10F	How would you rate this setting for providing these aspects o... - Teaching literacy: letters, sounds and words
CHILD10G	How would you rate this setting for providing these aspects o... - Teaching mathematics: numbers, counting, and probl...
CHILD10H	How would you rate this setting for providing these aspects o... - Warm, caring interactions with caregivers
CHILD11	How much do the adults in this setting (teachers, caregivers, administrators) value your family's culture and background
CHILD12	How comfortable are you talking with your child's teacher/caregiver about your child's development and needs?
CHILD13	Overall, how satisfied or dissatisfied are you with the quality of care and education that your child receives?
CHILD14A	Over the past three months, because of child care issues, hav... - Missed a full day of work
CHILD14B	Over the past three months, because of child care issues, hav... - Been late for work
CHILD14C	Over the past three months, because of child care issues, hav... - Left work earlier than normal
CHILD14D	Over the past three months, because of child care issues, hav... - Been distracted at work
CHILD14E	Over the past three months, because of child care issues, hav... - Turned down a job offer/promotion
CHILD14F	Over the past three months, because of child care issues, hav... - Reduced your work hours or quit
CHILD15	How concerned are you that the COVID-19 pandemic may have negatively affected your child's learning and development?
CHILD16	Did your child participate in remote learning during the COVID-19 pandemic?
CHILD17	For how much of the school year did your child participate in remote learning?
RDAR1	How often do you have a drink containing alcohol?
RDAR2	How many standard drinks containing alcohol do you have on a typical day?
RDAR3	How often do you have six or more drinks on one occasion?
RDAR4A	Have you used any of the following substances in ways other t... - Marijuana/Cannabis
RDAR4B	Have you used any of the following substances in ways other t... - Cocaine

RDAR4C	Have you used any of the following substances in ways other t... - Methamphetamine
RDAR4D	Have you used any of the following substances in ways other t... - Amphetamine
RDAR4E	Have you used any of the following substances in ways other t... - Heroin
RDAR4F	Have you used any of the following substances in ways other t... - Opioids other than heroin
RDAR4G	Have you used any of the following substances in ways other t... - Hallucinogens or psychedelics
RDAR5A	Have you used any of the following substances in ways other t... - Marijuana/Cannabis
RDAR5B	Have you used any of the following substances in ways other t... - Cocaine
RDAR5C	Have you used any of the following substances in ways other t... - Methamphetamine
RDAR5D	Have you used any of the following substances in ways other t... - Amphetamine
RDAR5E	Have you used any of the following substances in ways other t... - Heroin
RDAR5F	Have you used any of the following substances in ways other t... - Opioids other than heroin
RDAR5G	Have you used any of the following substances in ways other t... - Hallucinogens or psychedelics
RDAR6A	Could you get the following substances in ways other than thr... - Marijuana/Cannabis
RDAR6B	Could you get the following substances in ways other than thr... - Cocaine
RDAR6C	Could you get the following substances in ways other than thr... - Methamphetamine
RDAR6D	Could you get the following substances in ways other than thr... - Amphetamine
RDAR6E	Could you get the following substances in ways other than thr... - Heroin
RDAR6F	Could you get the following substances in ways other than thr... - Opioids other than heroin
RDAR6G	Could you get the following substances in ways other than thr... - Hallucinogens or psychedelics
RDAR7A	Do you know anyone close to you that currently uses any of th... - Marijuana/Cannabis
RDAR7B	Do you know anyone close to you that currently uses any of th... - Cocaine
RDAR7C	Do you know anyone close to you that currently uses any of th... - Methamphetamine
RDAR7D	Do you know anyone close to you that currently uses any of th... - Amphetamine
RDAR7E	Do you know anyone close to you that currently uses any of th... - Heroin
RDAR7F	Do you know anyone close to you that currently uses any of th... - Opioids other than heroin
RDAR7G	Do you know anyone close to you that currently uses any of th... - Hallucinogens or psychedelics
RDAR8	Do you know anyone who has experienced a drug overdose in the past year?

RDAR9	Do you know where to get Narcan (naloxone) if you needed it?
RDAR10	Do you know how to use Narcan (naloxone)?
RDAR11	Do you know what a syringe service program is?
RDAR12	Which view comes closer to your view about the use of marijuana by adults?
RDAR13	If marijuana/cannabis were to become legal for medical use in Nebraska, do you think you would use it?
RDAR14	If marijuana/cannabis were to become legal for medical use in Nebraska, do you think you would use marijuana to substitute
RDAR15A	How much do you disagree or agree with the following statement... - Most people in my community believe that a person ...
RDAR15B	How much do you disagree or agree with the following statement... - Most people in my community believe that a person ...
RDAR15C	How much do you disagree or agree with the following statement... - Most people in my community think that a person wh...
RDAR15D	How much do you disagree or agree with the following statement... - Most people in my community believe that a person ...
RDAR16A	How much do you disagree or agree with the following statement... - Most people in my community believe that a person ...
RDAR16B	How much do you disagree or agree with the following statement... - Most people in my community believe that a person ...
RDAR16C	How much do you disagree or agree with the following statement... - Most people in my community think that a person wh...
RDAR16D	How much do you disagree or agree with the following statement... - Most people in my community believe that a person ...
RDAR17A	How much do you disagree or agree with the following statement... - Most people in my community believe that a person ...
RDAR17B	How much do you disagree or agree with the following statement... - Most people in my community believe that a person ...
RDAR17C	How much do you disagree or agree with the following statement... - Most people in my community think that a person wh...
RDAR17D	How much do you disagree or agree with the following statement... - Most people in my community believe that a person ...
RDAR18A	How much do you disagree or agree with the following statement... - We should treat drug use as a health issue and not...
RDAR18B	How much do you disagree or agree with the following statement... - People who are addicted to drugs should be forced ...
RDAR18C	How much do you disagree or agree with the following statement... - People should be tested for illegal drugs (includi...
RDAR18D	How much do you disagree or agree with the following statement... - Police should stop arresting people for the sale o...
RDAR18E	How much do you disagree or agree with the following statement... - Police should stop arresting people for the posses...
RDAR18F	How much do you disagree or agree with the following statement... - Police should stop arresting people for the posses...
RDAR18G	How much do you disagree or agree with the following statement... - Syringe service programs, which provide sterile sy...

RDAR18H	How much do you disagree or agree with the following statemen... - It should be legal for a person to possess a syrin...
RDAR18I	How much do you disagree or agree with the following statemen... - It should be legal for Nebraskans to distribute st...
RDAR18J	How much do you disagree or agree with the following statemen... - Having a past drug arrest or charge should not pre...
RDAR18K	How much do you disagree or agree with the following statemen... - The federal government should respect the rights o...
RDAR19A	How much do you disagree or agree that Nebraska state law sho... - Linkage or referrals to substance use disorder tre...
RDAR19B	How much do you disagree or agree that Nebraska state law sho... - Access to sterile syringes and injection equipment
RDAR19C	How much do you disagree or agree that Nebraska state law sho... - Disposal of sterile syringes and injection equipment
RDAR19D	How much do you disagree or agree that Nebraska state law sho... - Vaccination for infectious diseases
RDAR19E	How much do you disagree or agree that Nebraska state law sho... - Testing for infectious diseases
RDAR19F	How much do you disagree or agree that Nebraska state law sho... - Linkage or referrals to care for infectious diseases
ohom	Do you or some member of your household own your home outright, buying it, or renting?
ohom_ot	Do you or some member of your household own your home outright, buying it, or renting? Other, specify:
home	Which of the following comes closest to the kind of housing unit you now live in?
home_ot	Which of the following comes closest to the kind of housing unit you now live in? Other, specify:
marr	What is your current marital or relationship status?
income_18	Please indicate the category that describes your total family income in the last 12 months.
fs5	During the past 12 months, how much difficulty have you had paying your bills?
fina	Overall, how satisfied or dissatisfied are you with your current financial situation?
agyr	What year were you born?
sexr_18	Are you:
sexr_18_ot	Are you: Write in option
sexorien	Do you think of yourself as:
lgbfriend	As far as you know, are any of your immediate family members, relatives, neighbors, co-workers, or close friends gay, le
born1	Were you born in Nebraska, another state, or a foreign country?
resi	Are you still living in the same residence as you were 2 years ago?
rurb	Do you live on a farm, in open country but not on a farm, or in a town or city?
live10m	How many years have you lived in this Nebraska county? (Please enter "0" if less than 1 year.)

rzipcod	What is your zip code?
poli	In general, how would you describe your political views?
poli_ot	In general, how would you describe your political views? Other, specify:
part	In general, what do you consider yourself politically?
part_ot	Other, specify:
vote20	Who did you vote for in the 2020 Presidential Election?
vote20_ot	Who did you vote for in the 2020 Presidential Election? Other, specify:
RDAR20	How often do you interact "face to face" with people of a different race or ethnicity?
hisp1	Do you consider yourself to be Hispanic or Latino/a?
race_1	What race or races do you consider yourself to be? (Check all... - White (Caucasian)
race_2	What race or races do you consider yourself to be? (Check all... - Black or African American
race_3	What race or races do you consider yourself to be? (Check all... - Asian
race_4	What race or races do you consider yourself to be? (Check all... - American Indian or Alaska Native
race_5	What race or races do you consider yourself to be? (Check all... - Native Hawaiian or other Pacific Islander
race_6	What race or races do you consider yourself to be? (Check all... - Other
race_ot	What race or races do you consider yourself to be? Other, specify:
degr	What is the highest degree you have attained?
scwell	Would you say that your overall health and well-being is excellent, good, fair or poor?
smoke	Do you smoke cigarettes?
empl1_13	Do you typically work full-time, part-time, go to school, kee... - Working full-time (35 hours or more)
empl2_13	Do you typically work full-time, part-time, go to school, kee... - Working part-time
empl3_13	Do you typically work full-time, part-time, go to school, kee... - Have a job, but not at work (due to illness, vacat...
empl4_13	Do you typically work full-time, part-time, go to school, kee... - Unemployed, laid off, looking for work
empl5_13	Do you typically work full-time, part-time, go to school, kee... - Retired
empl6_13	Do you typically work full-time, part-time, go to school, kee... - In school
empl7_13	Do you typically work full-time, part-time, go to school, kee... - Keeping house
empl8_13	Do you typically work full-time, part-time, go to school, kee... - Disabled
empl9_13	Do you typically work full-time, part-time, go to school, kee... - Other
empl_ot_13	Do you typically work full-time, part-time, go to school, keep house, or something else? Other, specify:
whrs	During the average week, how many hours do you usually work, NOT including the time you travel to and from work? (In the
jsat	How satisfied or dissatisfied are you with your job?

IMG7_A	How many times in the past 12 months have you: Worked on a community project?
IMG7_B	How many times in the past 12 months have you: Attended any public meeting in which there was a discussion of town or sc
IMG7_C	How many times in the past 12 months have you: Attended a political meeting or rally?
IMG7_D	How many times in the past 12 months have you: Attended any club or organizational meeting (not including meetings for w
IMG7_E	How many times in the past 12 months have you: Volunteered?
IMG7_F	How many times in the past 12 months have you: Attended religious services (not including weddings and funerals)?
relgaffil	Do you consider yourself to be Protestant, Catholic, Jewish, Muslim, or something else?
relgaffil_ot	Do you consider yourself to be Protestant, Catholic, Jewish, Muslim, or something else? Other, specify
ratt	How often do you attend religious services?
relginflu	In general, how much do your religious or spiritual beliefs influence your daily life?
intnet	Do you have internet access at home, including through a cellular signal?
intnettypeA	Do you have each of the following types of internet access at... - Dial-up internet service
intnettypeB	Do you have each of the following types of internet access at... - Higher speed broadband service (DSL, cable, or fib...
intnettypeC	Do you have each of the following types of internet access at... - Internet through cellular service
intnetdep	How dependable is your internet service at home?
intnetspeed	How fast or slow is your internet service at home?
phone	Do you have&
sad_18	During the past 4 weeks (28 days), how much of the time did y... - So sad nothing could cheer you up?
nerve_18	During the past 4 weeks (28 days), how much of the time did y... - Nervous?
rest_18	During the past 4 weeks (28 days), how much of the time did y... - Restless or fidgety?
hope_18	During the past 4 weeks (28 days), how much of the time did y... - Hopeless?
effort_18	During the past 4 weeks (28 days), how much of the time did y... - That everything was an effort?
worth_18	During the past 4 weeks (28 days), how much of the time did y... - Worthless?
Comments	Please use the space below to provide any comments or feedback.
Condition	Experimental Condition
Mode	Mode of completion
ZIP	Zip code from sample file
Strata	Strata from sample file
FIPS	County from sample file

EMPL	[recoded single category as in phone NASIS] Respondent's current employment status
Marr10m	Current marital or relationship status
home1	Which of the following comes closest to the kind of housing unit you now live in
ohom1	Do you or some member of your household own your home outright, buying it, or renting
fina1	Overall, how satisfied are you with your current financial situation
racecat	Race/ethnic category
Comments1	Comments for Media
Comments2	Comments for Childcare
Comments3	Comments for NCAOS
Comments4	Comments for RDAR
reg	NE DHHS regions
basewat	[USED FOR WEIGHTING] Base probability of selection
Hwat	[USED FOR WEIGHTING] Within Household Selection Probability
sampwat	[USED FOR WEIGHTING] Sampling weight
NRwt	[USED FOR WEIGHTING] Nonresponse weight
WtNRHH	[USED FOR WEIGHTING] Combined sampling and nonresponse weight
age	Age calculated from agyr
sex	Sex recoded into binary
age_grp	[USED FOR WEIGHTING] Age group
age_grp2	[USED FOR WEIGHTING] Age group 2
age_grp2HD	[USED FOR WEIGHTING] Age group after imputation
sexHD	[USED FOR WEIGHTING] Sex after imputation
post_cat	[USED FOR WEIGHTING] Poststratification weights
SemiFinalWt	[USED FOR WEIGHTING] Sampling, nonresponse, and poststratification weights
Rescale	[USED FOR WEIGHTING] Rescale
Pwate	Final weight to use

Appendix H: Estimate of Sampling Error

The 2021 NASIS sample is a stratified random sample of households in the state. Because the data were weighted to account for within household selection and population characteristics, the estimates of the sampling error are not straightforward. Table 4 presents margins of sampling error for some of the most likely sample sizes *not* taking the design effect from weighting into account. Exact margins of error for alternative specifications of sample size and reported percentages can be easily computed by using the following formula for the 95% confidence level:

$$\text{Margin of error} = 1.96 * \text{square root } (p(1-p)/n)$$

p = the expected proportion selecting the answer
n = number of responses

Table 4. Approximate Margins of Error of Percentages by Selected Sample Size NOT Accounting for Design Effect (Expressed In Percentages)*

Reported Percentage	Full Sample* n=1691	75% Sample n=1268	50% Sample n=845	33.3% Sample n=563	25% Sample n=422	10% Sample n=169
50	2.38%	2.75%	3.37%	4.13%	4.77%	7.54%
40 or 60	2.34%	2.70%	3.30%	4.05%	4.67%	7.39%
30 or 70	2.18%	2.52%	3.09%	3.79%	4.37%	6.91%
20 or 80	1.91%	2.20%	2.70%	3.30%	3.82%	6.03%
10 or 90	1.43%	1.65%	2.02%	2.48%	2.86%	4.52%
5 or 95	1.04%	1.20%	1.47%	1.80%	2.08%	3.29%

When accounting for design effects due to weighting, the adjusted sampling error will be increased as is shown when comparing Table 4 to Table 5 where the design effect is incorporated:

$$\text{Margin of error} = \text{square root (deff)} * 1.96 * \text{square root } (p(1-p)/n)$$

deff = design effects
p = the expected proportion selecting the answer
n = number of responses

Table 5. Approximate Margins of Error of Percentages by Selected Sample Size Accounting for Design Effect Due to Weighting (Expressed In Percentages)*

Reported Percentage	Full Sample* n=1691	75% Sample n=1268	50% Sample n=845	33.3% Sample n=563	25% Sample n=422	10% Sample n=169
50	3.08%	3.56%	4.36%	5.34%	6.17%	9.75%
40 or 60	3.02%	3.49%	4.27%	5.23%	6.05%	9.55%
30 or 70	2.83%	3.26%	4.00%	4.90%	5.66%	8.94%
20 or 80	2.47%	2.85%	3.49%	4.27%	4.94%	7.80%
10 or 90	1.85%	2.14%	2.62%	3.21%	3.70%	5.85%
5 or 95	1.34%	1.55%	1.90%	2.33%	2.69%	4.25%

* 95% confidence interval states that in 95 out of 100 samples drawn using the same sample size and design, the interval will contain the population value.

Appendix I: AAPOR Transparency Initiative Immediate Disclosure Items

1. Who sponsored the research study.

Introduction

2. Who conducted the research study.

Introduction

3. If who conducted the study is different from the sponsor, the original sources of funding will also be disclosed.

Introduction

4. The exact wording and presentation of questions and response options whose results are reported. This includes preceding interviewer or respondent instructions and any preceding questions that might reasonably be expected to influence responses to the reported results.

Appendix C

5. A definition of the population under study and its geographic location.

Introduction/Sampling Design

6. Dates of data collection.

Data Collection Process

7. A description of the sampling frame(s) and its coverage of the target population, including mention of any segment of the target population that is not covered by the design. This may include, for example, exclusion of Alaska and Hawaii in U.S. surveys; exclusion of specific provinces or rural areas in international surveys; and exclusion of non-panel members in panel surveys. If possible the estimated size of non-covered segments will be provided. If a size estimate cannot be provided, this will be explained. If no frame or list was utilized, this will be indicated.

Sampling Design

8. The name of the sample supplier, if the sampling frame and/or the sample itself was provided by a third party.

Sampling Design

9. The methods used to recruit the panel or participants, if the sample was drawn from a pre-recruited panel or pool of respondents.

Not applicable to project

10. A description of the sample design, giving a clear indication of the method by which the respondents were selected, recruited, intercepted or otherwise contacted or encountered, along with any eligibility requirements and/or oversampling. If quotas were used, the variables defining the quotas will be reported. If a within-household selection procedure was used, this will be described. The description of the sampling frame and sample design will include sufficient detail to determine whether the respondents were selected using probability or non-probability methods.

Sampling Design

11. Method(s) and mode(s) used to administer the survey (e.g., CATI, CAPI, ACASI, IVR, mail survey, web survey) and the language(s) offered.

Mode Selection/Data Collection Process

12. Sample sizes (by sampling frame if more than one was used) and a discussion of the precision of the findings. For probability samples, the estimates of sampling error will be reported, and the discussion will state whether or not the reported margins of sampling error or statistical analyses have been adjusted for the design effect due to weighting, clustering, or other factors. Disclosure requirements for non-probability samples are different because the precision of estimates from such samples is a model-based measure (rather than the average deviation from the population value over all possible samples). Reports of non-probability samples will only provide measures of precision if they are accompanied by a detailed description of how the underlying model was specified, its assumptions validated and the measure(s) calculated. To avoid confusion, it is best to avoid using the term “margin of error” or “margin of sampling error” in conjunction with non-probability samples.

Sampling Design/Design Effects/Appendix H

13. A description of how the weights were calculated, including the variables used and the sources of weighting parameters, if weighted estimates are reported.

NASIS Sample Weights

14. If the results reported are based on multiple samples or multiple modes, the preceding items will be disclosed for each.

Not applicable to project

15. Contact for obtaining more information about the study.

Questions