

# NASIS

---

Nebraska Annual Social Indicators Survey



NASIS 2016-2017 Methodology Report  
Prepared Fall 2017



**BOSR**  
Bureau of Sociological Research

Bureau of Sociological Research  
Department of Sociology  
PO Box 880325 • Lincoln, NE 68588-0325  
402-472-3672 (local) • 800-480-4549 (toll free)  
bosr@unl.edu • <http://bosr.unl.edu/NASIS>

## **2016-2017 Nebraska Annual Social Indicators Survey**

**Bureau of Sociological Research**  
University of Nebraska-Lincoln

**Project & Administrative Staff**  
Dr. Jolene Smyth, Director

Lindsey Witt-Swanson, Assistant Director

Shanshan Deng, Project Manager

Amanda Ganshert, Project Manager

Ricky Hull, Project Manager

Kim Meiergerd, Project Manager

Quan Zhou, Project Manager

Raeda Anderson, Graduate Student Intern

Rafia Aslam, Project Associate

Kaitlin Jones, Project Associate

Casey Seay, Project Associate

Deb Predmore, Accounting Associate

Bernice Slagle, Office Assistant

## Contents

Introduction .....	3
Mode Selection.....	3
Design and Item Selection.....	3
Sampling Design.....	4
Experimental Design Treatment.....	4
Data Collection Process.....	4
Response Rate.....	5
Data-Entry Training, Supervision, and Quality Control .....	5
Processing of Completed Surveys .....	5
Data Cleaning.....	5
NASIS Sample Weights.....	6
Design Effects .....	6
Questions .....	6
Estimate of Sampling Error.....	9
Appendices .....	10
Appendix A: Cover Letters.....	10
First Mailing – Version 1 (Long version with incentive) .....	10
First Mailing – Version 2 (Short version with incentive) .....	11
First Mailing – Version 3 (Long version with no incentive).....	12
First Mailing – Version 4 (Short version with no incentive) .....	13
Second Mailing Cover Letter – Version 1 (Long version) .....	14
Second Mailing Cover Letter – Version 2 (Short version).....	15
Appendix B: Survey Instrument (Printed in black & white only) .....	16
Appendix C: Future Interest Research Form .....	32
Appendix D: Reminder Postcard .....	33
Appendix E: County Codes (All begin with “31”).....	34
Appendix F: 2016-2017 NASIS Variables and Descriptions .....	35
Appendix G: AAPOR Transparency Initiative Immediate Disclosure Items .....	45

## **2016-2017 NASIS METHODOLOGY REPORT**

### **Introduction**

This report presents a detailed account of the design and fielding of the 2016-2017 Nebraska Annual Social Indicators Survey (NASIS). Users of the 2016-2017 NASIS data will find it an important reference source for answers to questions about methodology.

The Nebraska Annual Social Indicators Survey was conceived as a vehicle both for producing current, topical information about Nebraskans (ages 19 and older) and also for monitoring change in quality of life. As in earlier surveys, NASIS 2016-2017 was a joint effort of the Department of Sociology at the University of Nebraska-Lincoln (UNL) and a variety of University and public agencies. While the final responsibility for the design and fielding of the survey rests with the Bureau of Sociological Research (BOSR), both the costs of the survey and its planning have been shared with the Department of Sociology at UNL as well as the researchers involved, which typically includes several state agencies, private non-profit agencies, and other university departments. Additional information concerning who funded specific questions in the 2016-2017 NASIS can be obtained by contacting BOSR.

### **Mode Selection**

Historically, NASIS was administered as a telephone interview with adults (ages 19 and older) in households in Nebraska with a landline telephone. Due to rising costs associated with declining response rates for telephone surveys, the 2009-2010 NASIS was administered as a mail survey to Nebraska households. Each NASIS since, including the 2016-2017 NASIS, has been administered as a mail survey as well. BOSR has used the mail mode in other survey projects, where it has been an efficient and cost-effective method of data collection.

### **Design and Item Selection**

Each Nebraska Annual Social Indicators Survey is designed to meet the data needs of a diverse group of researchers including UNL faculty and state agencies. In order to meet these needs, the instrument involves multiple stages of development. First, a set of “core” questions is developed. The majority of core items is repeated each year and covers basic demographic information, quality-of-life topics, and general sociological indicators. The core items are intended both to maintain continuity with previous years of NASIS and to provide information on issues of current importance and interest.

The next step in the development of the instrument is to incorporate a second set of questions to meet the data needs of the agencies and organizations purchasing space on the current survey. Interested public agencies and faculty members initially submit questions to be included in the survey. Aside from the core questions, all of those submitting questions are “buyers” (i.e., they contribute toward the cost of the survey in proportion to their data needs). As the questions from each buyer are submitted, they are formatted to fit in a mail survey. NASIS provides a cost-effective vehicle for collecting information about Nebraskans as clients purchase only the space needed to administer their items and are provided the use of the core items as part of their participation in NASIS.

After all buyer and core questions are developed, a draft mail survey is designed. A copy of the final, formatted mail survey can be found in Appendix B.

## **Sampling Design**

In order to meet the research needs of several clients and increase the sample coverage, the sampling design of the 2016-2017 NASIS mail survey used a postal delivery sequence based sample of household addresses (ABS). The sample includes addresses for individuals and households who have an address according to the US Postal Service. Advantages to this type of sampling design include the ability to mail to all sampled addresses as well as very high coverage (98% for the United States (O’Muircheartaigh, 2012)). To maintain a probability sample, the adult (age 19 or older) in the household with the next birthday after July 1, 2017 was asked to complete the survey.

The sampling design for NASIS has adapted to changes in the survey field over time. Traditionally, the NASIS sample was drawn from a population of non-institutionalized persons in households with telephones who resided in the State of Nebraska during the survey period. Persons under 19 years of age, persons in custodial institutions, in group living quarters, on military bases, reservations, and transient visitors to the state were excluded from the sampling universe. Since its inception in 1977, NASIS used Random Digit Dialing (RDD) procedures to select survey respondents. In 2006, NASIS respondents were drawn from a directory-listed sample of telephone numbers—a change prompted by challenges in sampling related to the proliferation of cell-phone-only adults and increased costs of RDD on the scale of NASIS. In NASIS 2008-2009, the sample design consisted of three segments: (1) a traditional directory listed sample; (2) a sample of participants of the 2007 NASIS (i.e., panel); and (3) an oversample of four counties (Colfax, Dawson, Hall, and Scotts Bluff) in Nebraska with high proportions of Hispanic/Latino residents. In 2009-2010 and 2010-2011, the sampling design utilized was a directory listed address sample. An ABS sample has been used since NASIS 2011-2012.

The sample for the 2016-2017 NASIS was purchased from Survey Sampling International, LLC (SSI). A total 5,400 cases were provided to BOSR by SSI on June 15, 2017. These addresses were drawn throughout Nebraska with equal probability of selection. Known vacant addresses were excluded from the sampling frame. PO Boxes were only included in the sampling frame if there were the only delivery point for an address.

## **Experimental Design Treatment**

BOSR added two experiments to the 2016-2017 NASIS survey to test the effect of monetary incentive and the effect of a longer versus a shorter version of cover letter. The sample was randomly assigned to receive one of two versions of cover letters (see Appendix A) and then within each treatment, half were randomly assigned to receive cash incentive of \$1 and half were assigned to receive no incentive.

Additional information concerning the methodological experiment included in the 2016-2017 NASIS can be obtained by contacting BOSR.

## **Data Collection Process**

Data were collected between July 28, 2017 and October 10, 2017. The initial survey packet was sent to all sampled addresses on July 28, 2017. Each survey packet contained a cover letter (Appendix A), survey booklet (Appendix B), a future research interest card (Appendix C), and one large and one small postage-paid return envelopes. Half of the households were randomly assigned to receive cash incentive of \$1 and half were assigned to receive no incentive. The survey contained 125 questions in 16 pages. A reminder postcard (Appendix D) was sent to all non-responders in all treatment groups about one week after the group’s initial mailing (August

4, 2017). In addition to the reminder postcard, a second survey packet (contents discussed above omitting the incentive) was sent to all remaining non-responders on August 18, 2017. All materials were in English. A total of 1,232 completed/partially completed surveys were received and processed by BOSR through October 10, 2017.

### **Response Rate**

A total of 1,232 adults returned the 2016-2017 NASIS mail survey. The response rate of 23.9% was calculated using the American Association for Public Opinion Research's (AAPOR) standard definition for Response Rate 2. Of the 5,400 addresses sampled, 4.4% (n=237) were determined to be ineligible (e.g., no such address; vacant), 1.4% (n=73) were undeliverable addresses with unknown eligibility. Refusals (e.g., blank survey returned; letter, phone call, or e-mail stating refusal to participate) and refused mail were obtained from 0.8% (n=43) of the sample.

### **Data-Entry Training, Supervision, and Quality Control**

Data entry was completed by professional data-entry staff. Many of the data-entry workers had previous experience in data entry using Epi Info 6 on other mail survey projects. The data-entry staff was supervised by permanent BOSR project staff.

Data entry was completed in two steps. First, one data-entry worker would enter responses from a single survey. Second, another data-entry worker would re-key the survey and be alerted to any discrepancies with the first entry. Supervisory staff members were available to answer questions about discrepancies or illegible responses. The data-entry staff is paid by the hour, not by the number of surveys entered. This method of payment is used so that we can ensure the high quality of the data collected by our staff.

### **Processing of Completed Surveys**

The data were collected from July 28, 2017 to October 10, 2017. Completed surveys were returned by a total of 1,232 respondents. As previously mentioned, surveys were data-entered using Epi Info 6 software with data saved on a networked file server. Each day, automatic backups were made of all directories containing information relevant to the survey. Some open-ended information, such as the county codes, were assigned numeric codes by the BOSR staff and also merged with the remainder of the data. The county codes are listed in Appendix E.

### **Data Cleaning**

The data are recorded and stored on a secure server located within the Sociology Department at UNL. The Statistical Package for the Social Sciences (SPSS) software package was used to process and document the dataset. The first step in data cleaning was to run frequency distributions on each of the variables in the survey. The second step was to generate variable and value labels (attempts were made to match the variable names and values for core items that appeared in previous NASIS administration periods). The final step in data cleaning was to recode all open-ended "other" responses on core variables and check for out-of-range values on all survey items. Recoding was done to correct for the most obvious errors/inconsistencies in the data.

Since the data collected contains information specific to the topic, additional decisions related to cleaning and recoding of the data will be left to the client to ensure final data quality. It should be noted, too, that due to the nature of mail surveys, respondents do not always follow the instructions for skip patterns within the survey. Inconsistencies, which are common in mail surveys, will still exist in the data.

The cleaned, coded data were stored in an SPSS system file. A list of all variables in the archive file and the variable names used in the SPSS system file for each variable are included in Appendix F. Datasets for users involving subsets of items in the file were generated by selecting the appropriate items from this main file.

The most economical and flexible manner to use the NASIS data is by using the SPSS for Windows software program. It is also possible to produce a dataset for SAS, among other possible data formats. Any additional needs or questions concerning the NASIS dataset should be directed to the Bureau of Sociological Research.

### **NASIS Sample Weights**

The data were weighted in three ways to account for the within household probability of selection, nonresponse, and population characteristics. First, data were weighted by the number of adults living in the household (Hwat) in order to adjust for within-household selection probability. Then, the data were weighted for nonresponse by state region (reg\_wt). Please refer to Figure 1 for a description of the regions. Lastly, poststratification weights were applied based on age (age\_grp2), gender (sexr) and state region (reg\_wt) in order for the data to more closely resemble the population. Tables 1 and 2 display 2010 Census population data and NASIS weighted and unweighted frequencies both with and without the design effect taken into account. The final weight in the dataset is called Pweight.

### **Design Effects**

Since the 2016-2017 NASIS used simple random sampling, there is no loss in precision due to the sampling design. The design effect due to weighting adjustments is 1.67, which represents the loss in statistical efficiency that results from unequal weights<sup>1</sup>. Appropriate adjustments need to be incorporated into statistical tests when using NASIS 2016-2017 data. See Estimate of Sampling Error section starting on page 9 for more information.

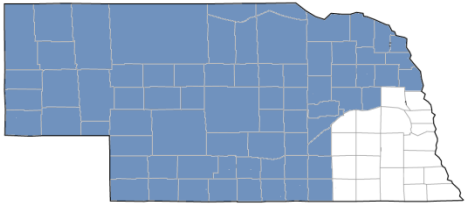
### **Questions**

Any questions regarding this report or the data collected can be directed to the Bureau of Sociological Research at the University of Nebraska-Lincoln by calling (402) 472-3672 or by sending an e-mail to bosr@unl.edu.

---

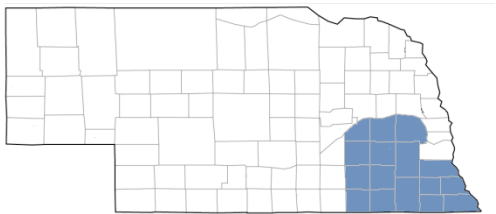
<sup>1</sup> The formula used is:  $1 + cv^2(w) = \frac{n(\sum_1^n w_i^2)}{(\sum_1^n w_i)^2}$

**Figure 1**  
**Definitions of Regions**



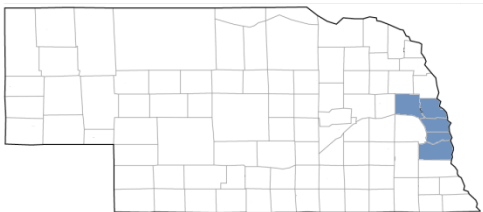
**Central and West**

Adams	Dundy	Loup
Antelope	Franklin	McPherson
Arthur	Frontier	Madison
Banner	Furnas	Merrick
Blaine	Garden	Morrill
Boone	Garfield	Nance
Box Butte	Gosper	Nuckolls
Boyd	Grant	Perkins
Brown	Greeley	Phelps
Buffalo	Hall	Pierce
Burt	Hamilton	Platte
Cedar	Harlan	Red Willow
Chase	Hayes	Rock
Cherry	Hitchcock	Scotts Bluff
Cheyenne	Holt	Sheridan
Clay	Hooker	Sherman
Colfax	Howard	Sioux
Cuming	Kearney	Stanton
Custer	Keith	Thomas
Dakota	Keya Paha	Thurston
Dawes	Kimball	Valley
Dawson	Knox	Wayne
Deuel	Lincoln	Webster
Dixon	Logan	



**Southeast**

Butler	Nemaha	Saline
Fillmore	Otoe	Saunders
Gage	Pawnee	Seward
Jefferson	Polk	Thayer
Johnson	Richardson	York
Lancaster		



**Midland**

Cass
Dodge
Douglas
Sarpy
Washington



**TABLE 1**  
**REPRESENTATIVENESS OF 2016-2017 NASIS SAMPLE BY REGION OF STATE**  
**(Percentage Distribution by Region)**

REGION	BASED ON 2010 CENSUS ESTIMATES	NASIS, UNWEIGHTED	NASIS, WEIGHTED BY PWEIGHT
Central and West	34.2%	31.7%	34.2%
Midland (Omaha Area)	40.8%	40.7%	40.8%
Southeast	25.0%	27.7%	25.0%
TOTAL	100%	100%	100%

**TABLE 2**  
**REPRESENTATIVENESS OF 2016-2017 NASIS SAMPLE BY AGE AND SEX**  
**(Percentage Distribution in Age and Sex Categories)**

CATEGORY	BASED ON 2010 CENSUS ESTIMATE	NASIS, UNWEIGHTED	NASIS, WEIGHTED BY PWEIGHT
AGE:			
19 - 49	56.0%	28.9%	56.2%
50 - 64	25.6%	31.3%	25.7%
65+	18.4%	39.9%	18.1%
SEX:			
Males	49.1%	41.8%	49.3%
Females	50.9%	58.2%	50.7%
TOTAL	100%	100%	100%

### Estimate of Sampling Error

The 2016-2017 NASIS sample is a simple random sample of households in the state. Because the data were weighted to account for within household selection, nonresponse, and population characteristics, the estimates of the sampling error are not straightforward. Table 3 presents margins of sampling error for some of the most likely sample sizes *not* taking the design effect from weighting into account. Exact margins of error for alternative specifications of sample size and reported percentages can be easily computed by using the following formula for the 95% confidence level:

$$\text{Margin of error} = 1.96 * \text{square root } (p(1-p)/n)$$

p = the expected proportion selecting the answer  
n = number of responses

**TABLE 3**  
**APPROXIMATE MARGINS OF ERROR OF PERCENTAGES BY SELECTED SAMPLE SIZE**  
**NOT ACCOUNTING FOR DESIGN EFFECT (Expressed in Percentages)\***

Reported Percentage	Full Sample n=1232	75% Sample n=924	50% Sample n=616	33.3% Sample n=410	25% Sample n=308	10% Sample n=123
50	2.79%	3.22%	3.95%	4.84%	5.58%	8.84%
40 or 60	2.74%	3.16%	3.87%	4.74%	5.47%	8.66%
30 or 70	2.56%	2.95%	3.62%	4.44%	5.12%	8.10%
20 or 80	2.23%	2.58%	3.16%	3.87%	4.47%	7.07%
10 or 90	1.68%	1.93%	2.37%	2.90%	3.35%	5.30%
5 or 95	1.22%	1.41%	1.72%	2.11%	2.43%	3.85%

When accounting for design effects due to weighting, the adjusted sampling error will be increased as is shown when comparing Table 3 to Table 4 where the design effect is incorporated:

$$\text{Margin of error} = \text{square root } (\text{deff}) * 1.96 * \text{square root } (p(1-p)/n)$$

deff = design effects  
p = the expected proportion selecting the answer  
n = number of responses

**TABLE 4**  
**APPROXIMATE MARGINS OF ERROR OF PERCENTAGES BY SELECTED SAMPLE SIZE**  
**ACCOUNTING FOR THE DESIGN EFFECT (Expressed in Percentages)\***

Reported Percentage	Full Sample n=1232	75% Sample n=924	50% Sample n=616	33.3% Sample n=410	25% Sample n=308	10% Sample n=123
50	3.61%	4.17%	5.10%	6.25%	7.22%	11.42%
40 or 60	3.54%	4.08%	5.00%	6.13%	7.07%	11.19%
30 or 70	3.31%	3.82%	4.68%	5.73%	6.61%	10.47%
20 or 80	2.89%	3.33%	4.08%	5.00%	5.77%	9.14%
10 or 90	2.16%	2.50%	3.06%	3.75%	4.33%	6.85%
5 or 95	1.57%	1.82%	2.22%	2.73%	3.15%	4.98%

\* 95% confidence interval states that in 95 out of 100 samples drawn using the same sample size and design, the interval will contain the population value.

## Appendices

### Appendix A: Cover Letters

#### First Mailing – Version 1 (Long version with incentive)



BUREAU OF SOCIOLOGICAL RESEARCH

DATE

Nebraska Resident  
«Street» «Apt»  
«City», «STATE\_ABBR» «ZIP»-«ZIP4»

Dear Nebraska Resident,

We are writing to ask for your help with this year's Nebraska Annual Social Indicators Survey (NASIS). Researchers at UNL, Extension, the Nebraska Department of Natural Resources, and the Nebraska Department of Health and Human Services have pooled resources to do this survey of Nebraskans. This uses limited resources more responsibly and reduces the number of surveys people are asked to do.

We rely on the kindness of people like you to make the survey work. Please have the **adult age 19 or older in your household who has the next birthday after July 1<sup>st</sup> 2017** do the survey. This results in a random sample of Nebraskans.

The results will help researchers working in a variety of fields including Nebraska state government agencies, non-profit organizations, and academic institutions. These results will help inform state government decisions, determine potential focus areas for non-profits, and advance general knowledge through academic research all of which benefit society and Nebraskans, like you. Science like this only works with help from the public.

The survey should only take about 10-15 minutes to complete. Your participation is voluntary and all responses will be kept confidential. Data will be shared with those who added questions to the survey and with other interested researchers and students. Results will only be reported in the aggregate; your answers will be combined with other people's answers in all reports and no identifying information will be reported. Results in these reports will not reveal who was included in the survey. There are no known risks to participating in this survey.

A future research card has also been included in this packet. If you are interested in participating in other research opportunities, please complete the card and return it in the provided envelope. After you return it, we will use the contact information you provide and your survey responses to determine if you are eligible for future research opportunities that become available. We will contact you if you are eligible. We will not share your contact information from this card outside the Bureau of Sociological Research (BOSR). If at any time you prefer not to be contacted for future research, simply inform BOSR of this decision, and we will remove your contact information from our list.

We are happy to answer any questions you have about this survey. We can be reached by telephone at 1-800-480-4549 or by email at [bosr@unl.edu](mailto:bosr@unl.edu). This study has been reviewed and approved by the UNL Institutional Review Board (IRB# 20160816236 FB). If you have questions about your rights as a participant, you may contact them at 402-472-6965.

We have enclosed a small gift of \$1 to thank you for helping make the 2017 NASIS a success.

Sincerely,

A handwritten signature in blue ink that reads "Lindsey Witt-Swanson".

Lindsey Witt-Swanson  
Assistant Director  
Bureau of Sociological Research  
University of Nebraska-Lincoln

907 Oldfather Hall / P.O. Box 880325 / Lincoln, NE 68588-0325 / (402)472-3672 / 1-800-480-4549 / [bosr@unl.edu](mailto:bosr@unl.edu)

«ID»

First Mailing – Version 2 (Short version with incentive)



BUREAU OF SOCIOLOGICAL RESEARCH

DATE

Nebraska Resident

«Street» «Apt»  
«City», «STATE\_ABBR» «ZIP»-«ZIP4»

Dear Nebraska Resident,

We are writing to ask for your help with this year's Nebraska Annual Social Indicators Survey (NASIS). Rather than writing a long letter, we'll get right to the important points.

- **Who should do the survey?** The adult age 19 or older in your household who has the next birthday after July 1<sup>st</sup> 2017. This results in a random sample of Nebraskans.
- **What should this person do?** Take 10-15 minutes to answer the questions and return the survey in the postage-paid return envelope.
- **Who is asking these questions?** Researchers at UNL, Extension, the Nebraska Department of Natural Resources, and the Nebraska Department of Health and Human Services have pooled their resources to do this survey. This uses limited resources more responsibly and reduces the number of surveys people are asked to do.
- **What is the \$1 for?** It is a small gift to thank you for helping us with this project.
- **Is participating voluntary?** Yes. By participating you can help us truly know what the people of Nebraska think. Science like this only works with help from the public.
- **Will my data be kept confidential?** Yes. Your answers will be combined with other people's answers in all reports and no identifying information will be reported. Results in these reports will not reveal who was included in the survey. There are no known risks to participating.
- **Who uses this information?** Those who added questions and sometimes other interested researchers and students who reach out to us, including state government, non-profit organizations, media, and students.
- **Who do I contact if I have questions?** For questions about the survey, call 1-800-480-4549 or email [bosr@unl.edu](mailto:bosr@unl.edu). For questions about your rights as a research participant, call the UNL Institutional Review Board at 402-472-6965. They have reviewed and approved this study (IRB#20160816236 FB).
- **What is the future research card?** This card gives you the opportunity to be contacted for future research opportunities.

Thank you for helping make the 2017 NASIS a success.

Sincerely,

A handwritten signature in blue ink that reads "Lindsey Witt-Swanson".

Lindsey Witt-Swanson  
Assistant Director  
Bureau of Sociological Research  
University of Nebraska-Lincoln

907 Oldfather Hall / P.O. Box 880325 / Lincoln, NE 68588-0325 / (402)472-3672 / 1-800-480-4549 / [bosr@unl.edu](mailto:bosr@unl.edu)

«ID»

First Mailing – Version 3 (Long version with no incentive)



BUREAU OF SOCIOLOGICAL RESEARCH

DATE

Nebraska Resident

«Street» «Apt»

«City», «STATE\_ABBR» «ZIP»-«ZIP4»

Dear Nebraska Resident,

We are writing to ask for your help with this year's Nebraska Annual Social Indicators Survey (NASIS). Researchers at UNL, Extension, the Nebraska Department of Natural Resources, and the Nebraska Department of Health and Human Services have pooled resources to do this survey of Nebraskans. This uses limited resources more responsibly and reduces the number of surveys people are asked to do.

We rely on the kindness of people like you to make the survey work. Please have the **adult age 19 or older in your household who has the next birthday after July 1<sup>st</sup> 2017** do the survey. This results in a random sample of Nebraskans.

The results will help researchers working in a variety of fields including Nebraska state government agencies, non-profit organizations, and academic institutions. These results will help inform state government decisions, determine potential focus areas for non-profits, and advance general knowledge through academic research all of which benefit society and Nebraskans, like you. Science like this only works with help from the public.

The survey should only take about 10-15 minutes to complete. Your participation is voluntary and all responses will be kept confidential. Data will be shared with those who added questions to the survey and with other interested researchers and students. Results will only be reported in the aggregate; your answers will be combined with other people's answers in all reports and no identifying information will be reported. Results in these reports will not reveal who was included in the survey. There are no known risks to participating in this survey.

A future research card has also been included in this packet. If you are interested in participating in other research opportunities, please complete the card and return it in the provided envelope. After you return it, we will use the contact information you provide and your survey responses to determine if you are eligible for future research opportunities that become available. We will contact you if you are eligible. We will not share your contact information from this card outside the Bureau of Sociological Research (BOSR). If at any time you prefer not to be contacted for future research, simply inform BOSR of this decision, and we will remove your contact information from our list.

We are happy to answer any questions you have about this survey. We can be reached by telephone at 1-800-480-4549 or by email at [bosr@unl.edu](mailto:bosr@unl.edu). This study has been reviewed and approved by the UNL Institutional Review Board (IRB# 20160816236 FB). If you have questions about your rights as a participant, you may contact them at 402-472-6965.

Thank you for helping make the 2017 NASIS a success.

Sincerely,

A handwritten signature in blue ink that reads "Lindsey Witt-Swanson".

Lindsey Witt-Swanson  
Assistant Director  
Bureau of Sociological Research  
University of Nebraska-Lincoln

907 Oldfather Hall / P.O. Box 880325 / Lincoln, NE 68588-0325 / (402)472-3672 / 1-800-480-4549 / [bosr@unl.edu](mailto:bosr@unl.edu)

«ID»

First Mailing – Version 4 (Short version with no incentive)



BUREAU OF SOCIOLOGICAL RESEARCH

DATE

Nebraska Resident  
«Street» «Apt»  
«City», «STATE\_ABBR» «ZIP»-«ZIP4»

Dear Nebraska Resident,

We are writing to ask for your help with this year's Nebraska Annual Social Indicators Survey (NASIS). Rather than writing a long letter, we'll get right to the important points.

- **Who should do the survey?** The adult age 19 or older in your household who has the next birthday after July 1<sup>st</sup> 2017. This results in a random sample of Nebraskans.
- **What should this person do?** Take 10-15 minutes to answer the questions and return the survey in the postage-paid return envelope.
- **Who is asking these questions?** Researchers at UNL, Extension, the Nebraska Department of Natural Resources, and the Nebraska Department of Health and Human Services have pooled their resources to do this survey. This uses limited resources more responsibly and reduces the number of surveys people are asked to do.
- **Is participating voluntary?** Yes. By participating you can help us truly know what the people of Nebraska think. Science like this only works with help from the public.
- **Will my data be kept confidential?** Yes. Your answers will be combined with other people's answers in all reports and no identifying information will be reported. Results in these reports will not reveal who was included in the survey. There are no known risks to participating.
- **Who uses this information?** Those who added questions and sometimes other interested researchers and students who reach out to us, including state government, non-profit organizations, media, and students.
- **Who do I contact if I have questions?** For questions about the survey, call 1-800-480-4549 or email [bosr@unl.edu](mailto:bosr@unl.edu). For questions about your rights as a research participant, call the UNL Institutional Review Board at 402-472-6965. They have reviewed and approved this study (IRB#20160816236 FB).
- **What is the future research card?** This card gives you the opportunity to be contacted for future research opportunities.

Thank you for helping make the 2017 NASIS a success.

Sincerely,

A handwritten signature in blue ink that reads "Lindsey Witt-Swanson".

Lindsey Witt-Swanson  
Assistant Director  
Bureau of Sociological Research  
University of Nebraska-Lincoln

907 Oldfather Hall / P.O. Box 880325 / Lincoln, NE 68588-0325 / (402)472-3672 / 1-800-480-4549 / [bosr@unl.edu](mailto:bosr@unl.edu)

«ID»

## Second Mailing Cover Letter – Version 1 (Long version)



BUREAU OF SOCIOLOGICAL RESEARCH

Date

Nebraska Resident

«Street» «Apt»

«City», «STATE\_ABBR» «ZIP»-«ZIP4»

Dear Nebraska Resident,

A few weeks ago we sent a letter asking a member of your household to complete the 2017 Nebraska Annual Social Indicators Survey (NASIS). We are writing again because we have not yet received your household's response. Researchers at UNL, Extension, the Nebraska Department of Natural Resources, and the Nebraska Department of Health and Human Services have pooled resources to do this survey of Nebraskans.

The NASIS has been conducted for 36 years. In that time, it has been used to better serve the people of Nebraska. It has also contributed to important advances in many areas of research. Results have been presented at national conferences and published in scientific journal articles. Some have even been covered in the national news. A lot of good has come from NASIS over the years. The questions asked on this year's survey will again further many areas of research and contribute to state government decisions.

We hope to continue this tradition of excellent research and service. But the success of the 2017 NASIS depends on the kindness and generosity of people like you. For the results to be unbiased, we need to hear from all types of Nebraskans, but we cannot afford to survey every Nebraska household. It is only by hearing from nearly everyone who was sent a survey that we can be sure the results truly represent the people of Nebraska. Your responses represent both you and other households like yours in the state. We hope the **adult age 19 or older in your household who has the next birthday after July 1<sup>st</sup> 2017** will complete the questionnaire soon.

The survey should only take about 10-15 minutes to complete. Your participation is voluntary and all responses will be kept confidential. Data will be shared with those who added questions to the survey and with other interested researchers and students. Results will only be reported in the aggregate; your answers will be combined with other people's answers in all reports and no identifying information will be reported. Results in these reports will not reveal who was included in the survey. There are no known risks to participating in this survey.

A future research card has also been included in this packet. If you are interested in participating in other research opportunities, please complete the card and return it in the provided envelope. After you return it, we will use the contact information you provide and your survey responses to determine if you are eligible for future research opportunities that become available. We will contact you if you are eligible. We will not share your contact information from this card outside the Bureau of Sociological Research (BOSR). If at any time you prefer not to be contacted for future research, simply inform BOSR of this decision, and we will remove your contact information from our list.

You can reach us at 1-800-480-4549 or by email at [bosr@unl.edu](mailto:bosr@unl.edu) with any questions. We are happy to answer them. If you have questions about your rights as a participant in this or any study conducted at UNL, you may contact the UNL Institutional Review Board at 402-472-6965. This study has been reviewed and approved by them (IRB# 20160816236 FB).

We really appreciate your help with this important survey of Nebraskans.

Sincerely,

A handwritten signature in blue ink that reads "Lindsey Witt-Swanson".

Lindsey Witt-Swanson, Assistant Director  
Bureau of Sociological Research, University of Nebraska-Lincoln

907 Oldfather Hall / P.O. Box 880325 / Lincoln, NE 68588-0325 / (402)472-3672 / 1-800-480-4549 / [bosr@unl.edu](mailto:bosr@unl.edu)

«ID»

## Second Mailing Cover Letter – Version 2 (Short version)



BUREAU OF SOCIOLOGICAL RESEARCH

Date

Nebraska Resident

«Street» «Apt»

«City», «STATE\_ABBR» «ZIP»-«ZIP4»

Dear Nebraska Resident,

We are writing to your household because we have not yet received your household's responses to the 2017 Nebraska Annual Social Indicators Survey (NASIS) that we sent a few weeks ago.

- **Why is this important?** For 36 years, the NASIS survey has informed government, business, and non-profit leaders, advanced science, and provided valuable education and training to students. The 2017 NASIS will be used for these same purposes.
- **Why is my household important?** For the results to be unbiased, we need to hear from all types of Nebraskans, but we cannot afford to survey every Nebraska household. It is only by hearing from nearly everyone who was sent a survey that we can be sure the results truly represent the people of Nebraska. Your responses represent both you and other households like yours in the state.
- **Why do you need to hear from the adult age 19 or older in my household who has the next birthday after July 1<sup>st</sup> 2017?** This helps make sure we hear from all types of Nebraskans, not just those most willing to participate in research.
- **What should this person do?** Take 10-15 minutes to answer the questions and return the survey in the postage-paid return envelope.
- **Who is asking these questions?** Researchers at UNL, Extension, the Nebraska Department of Natural Resources, and the Nebraska Department of Health and Human Services have pooled their resources to do this survey.
- **Is participating voluntary?** Yes. By participating you can help us truly know what the people of Nebraska think.
- **Will my data be kept confidential?** Yes. Your answers will be combined with other people's answers in all reports and no identifying information will be reported. Results in these reports will not reveal who was included in the survey. There are no known risks to participating.
- **Who do I contact if I have questions?** For questions about the survey, call 1-800-480-4549 or email [bosr@unl.edu](mailto:bosr@unl.edu). For questions about your rights as a research participant, call the UNL Institutional Review Board at 402-472-6965. They have reviewed and approved this study (IRB#20160816236 FB).
- **What is the future research card?** This card gives you the opportunity to be contacted for future research opportunities.

We really appreciate your help with this important survey of Nebraskans.

Sincerely,

A handwritten signature in blue ink that reads "Lindsey Witt-Swanson".

Lindsey Witt-Swanson, Assistant Director  
Bureau of Sociological Research, University of Nebraska-Lincoln

907 Oldfather Hall / P.O. Box 880325 / Lincoln, NE 68588-0325 / (402)472-3672 / 1-800-480-4549 / [bosr@unl.edu](mailto:bosr@unl.edu)

«ID»



# NASIS 2017

## Nebraska Annual Social Indicators Survey

Bureau of Sociological Research  
University of Nebraska-Lincoln



*We need your help to learn about how  
Nebraskans think, feel, and live.*

*Researchers from the University of Nebraska and  
across the state are counting on your help to learn about a variety of issues.  
Your responses will help shape program and policy development  
in Nebraska now and into the future.*

### Life In Nebraska

1. Overall, how satisfied or dissatisfied are you with living in Nebraska?
  - Very satisfied
  - Somewhat satisfied
  - Neutral
  - Somewhat dissatisfied
  - Very dissatisfied
2. All in all, do you think things in Nebraska are generally headed in the right direction or the wrong direction?
  - Right direction
  - Wrong direction
  - Unsure
3. All in all, do you think things in the country as a whole are generally headed in the right direction or the wrong direction?
  - Right direction
  - Wrong direction
  - Unsure

### 4-H, Youth and Community

For the next set of questions, please think about the young people (ages 8-19) who live in your community.

4. Overall, how committed are young people in your community to making positive community contributions?
  - Very committed
  - Somewhat committed
  - Slightly committed
  - Not at all committed
  - Don't know
5. Overall, how committed are young people in your community to creating positive futures for themselves?
  - Very committed
  - Somewhat committed
  - Slightly committed
  - Not at all committed
  - Don't know

6. How many young people in your community have positive role models in their lives?

- A great deal
- Some
- Few
- Very few
- Don't know

7. Who are the role models young people have in your community? (Check all that apply)

- Parents
- Family members other than parents
- Teachers/coaches
- Police officers
- Community volunteers
- 4-H youth development professionals

8. How would you describe the opportunities for positive community involvement available to young people in your community?

- Very adequate opportunities
- Somewhat adequate opportunities
- Somewhat inadequate opportunities
- Very inadequate opportunities
- Don't know

9. How many young people in your community participate in positive community involvement?

- A great deal
- Some
- Few
- Very few
- Don't know

10. How familiar or unfamiliar are you with your local 4-H program?

- Very familiar
- Somewhat familiar
- Somewhat unfamiliar
- Very unfamiliar

11. In your opinion, how important is it to have the following programs available for young people?

	Not at all important	Not very important	Somewhat important	Very important
a. Athletic programs	<input type="radio"/>	<input type="radio"/>	<input type="radio"/>	<input type="radio"/>
b. After-school clubs	<input type="radio"/>	<input type="radio"/>	<input type="radio"/>	<input type="radio"/>
c. Youth clubs/organizations	<input type="radio"/>	<input type="radio"/>	<input type="radio"/>	<input type="radio"/>
d. Other, specify:	<input type="radio"/>	<input type="radio"/>	<input type="radio"/>	<input type="radio"/>

12. Are any of the following programs available in your community for young people?

	Yes	No	Don't know
a. Athletic programs	<input type="radio"/>	<input type="radio"/>	<input type="radio"/>
b. After-school clubs	<input type="radio"/>	<input type="radio"/>	<input type="radio"/>
c. Youth clubs/organizations	<input type="radio"/>	<input type="radio"/>	<input type="radio"/>
d. Other, specify:	<input type="radio"/>	<input type="radio"/>	<input type="radio"/>

13. How involved is your local 4-H program in partnerships with other youth programs and educational services in your community?

- Very involved
- Somewhat involved
- Not very involved
- Not at all involved
- Don't know

14. How valuable do you believe the 4-H program is for young people in your community?

- Very valuable
- Somewhat valuable
- Not very valuable
- Not at all valuable
- Don't know

15. How accessible or inaccessible is your local 4-H program to young people and families in your community?

- Very accessible
- Somewhat accessible
- Somewhat inaccessible
- Very inaccessible
- Don't Know

16. Are any of the following program types offered by 4-H in your community?

	Yes	No	Don't know
a. STEM (Science, Technology, Engineering, and Math)	<input type="radio"/>	<input type="radio"/>	<input type="radio"/>
b. Healthy Lifestyles	<input type="radio"/>	<input type="radio"/>	<input type="radio"/>
c. Career and College Readiness	<input type="radio"/>	<input type="radio"/>	<input type="radio"/>
d. Leadership Development	<input type="radio"/>	<input type="radio"/>	<input type="radio"/>
e. Agricultural Literacy/Food Supply Confidence	<input type="radio"/>	<input type="radio"/>	<input type="radio"/>
f. Youth Entrepreneurship	<input type="radio"/>	<input type="radio"/>	<input type="radio"/>
g. Community Development	<input type="radio"/>	<input type="radio"/>	<input type="radio"/>

### Engineering

17. Please indicate whether or not you consider each of the following to be the job of an engineer.

	Yes	No
a. Fixing cars, washing machines and other home appliances	<input type="radio"/>	<input type="radio"/>
b. Developing new ways to provide food for people in the future	<input type="radio"/>	<input type="radio"/>
c. Managing water issues	<input type="radio"/>	<input type="radio"/>
d. Assembling parts in a car factory	<input type="radio"/>	<input type="radio"/>
e. Designing video games and apps for phones and tablets	<input type="radio"/>	<input type="radio"/>
f. Designing stadiums, like the Olympics	<input type="radio"/>	<input type="radio"/>
g. Machining and welding	<input type="radio"/>	<input type="radio"/>
h. Developing new medicines & ways to deliver them in the body	<input type="radio"/>	<input type="radio"/>
i. Producing products like diapers and detergent	<input type="radio"/>	<input type="radio"/>
j. Creating new agricultural crops	<input type="radio"/>	<input type="radio"/>

18. Please indicate how much you agree or disagree with the following statements.

	Strongly agree	Agree	Disagree	Strongly disagree
a. I believe that engineering impacts my daily life.	<input type="radio"/>	<input type="radio"/>	<input type="radio"/>	<input type="radio"/>
b. I can make informed decisions about engineering/technology in my everyday life.	<input type="radio"/>	<input type="radio"/>	<input type="radio"/>	<input type="radio"/>
c. I am confident my elected officials can make informed policy decisions concerning engineering and technology.	<input type="radio"/>	<input type="radio"/>	<input type="radio"/>	<input type="radio"/>
d. Beginning in early grades, schools should be more focused on teaching engineering skills and concepts.	<input type="radio"/>	<input type="radio"/>	<input type="radio"/>	<input type="radio"/>
e. I would encourage a child I know to consider a career in engineering.	<input type="radio"/>	<input type="radio"/>	<input type="radio"/>	<input type="radio"/>
f. Engineers help people.	<input type="radio"/>	<input type="radio"/>	<input type="radio"/>	<input type="radio"/>
g. Engineering is mostly for males.	<input type="radio"/>	<input type="radio"/>	<input type="radio"/>	<input type="radio"/>

### Immigration and Human Rights

19. For each of the following issues, to what extent do you feel the issue is a problem?

	Is not a problem at all	Is a minor problem	Is a moderate problem	Is a serious problem
a. The lack of respect for human rights in Nebraska	<input type="radio"/>	<input type="radio"/>	<input type="radio"/>	<input type="radio"/>
b. The lack of respect for human rights in the United States	<input type="radio"/>	<input type="radio"/>	<input type="radio"/>	<input type="radio"/>
c. Immigration to Nebraska	<input type="radio"/>	<input type="radio"/>	<input type="radio"/>	<input type="radio"/>
d. Immigration to the United States	<input type="radio"/>	<input type="radio"/>	<input type="radio"/>	<input type="radio"/>
e. Resettlement of refugees to Nebraska	<input type="radio"/>	<input type="radio"/>	<input type="radio"/>	<input type="radio"/>
f. Resettlement of refugees to the United States	<input type="radio"/>	<input type="radio"/>	<input type="radio"/>	<input type="radio"/>

20. Please indicate the extent to which you agree or disagree with the following statements.

	Strongly agree	Agree	Neither agree nor disagree	Disagree	Strongly disagree
a. I am a person who feels strong ties to the American people.	<input type="radio"/>	<input type="radio"/>	<input type="radio"/>	<input type="radio"/>	<input type="radio"/>
b. Being an American is important to the way I think of myself as a person.	<input type="radio"/>	<input type="radio"/>	<input type="radio"/>	<input type="radio"/>	<input type="radio"/>
c. Overall, I think Americans are a great group of people.	<input type="radio"/>	<input type="radio"/>	<input type="radio"/>	<input type="radio"/>	<input type="radio"/>
d. My family and I feel safe in this community.	<input type="radio"/>	<input type="radio"/>	<input type="radio"/>	<input type="radio"/>	<input type="radio"/>
e. Feeling safe is important to me.	<input type="radio"/>	<input type="radio"/>	<input type="radio"/>	<input type="radio"/>	<input type="radio"/>
f. Overall, I trust law enforcement in my community.	<input type="radio"/>	<input type="radio"/>	<input type="radio"/>	<input type="radio"/>	<input type="radio"/>
g. Overall, I trust state and federal law enforcement agencies.	<input type="radio"/>	<input type="radio"/>	<input type="radio"/>	<input type="radio"/>	<input type="radio"/>

21. How likely or unlikely do you think it is that the following institutions commit violations against immigrants' human rights nowadays?

	Extremely unlikely	Unlikely	Likely	Extremely likely
a. Immigration and Customs Enforcement/Department of Homeland Security	<input type="radio"/>	<input type="radio"/>	<input type="radio"/>	<input type="radio"/>
b. FBI/Department of Justice	<input type="radio"/>	<input type="radio"/>	<input type="radio"/>	<input type="radio"/>
c. U.S. Customs & Border Protection/Border Patrol	<input type="radio"/>	<input type="radio"/>	<input type="radio"/>	<input type="radio"/>
d. Nebraska State Patrol	<input type="radio"/>	<input type="radio"/>	<input type="radio"/>	<input type="radio"/>
e. Local police	<input type="radio"/>	<input type="radio"/>	<input type="radio"/>	<input type="radio"/>

22. In your opinion, would you say that respect for human rights in our country has improved, stayed the same, or worsened since Donald J. Trump became president of the United States?

- Worsened a lot
- Worsened a little
- Stayed the same
- Improved a little
- Improved a lot

23. People differ in how attached they feel to, or how much they identify with, the various social groups they belong to. How much do you feel part of the American people?

- I do not feel part of the American people as a group at all
- I feel slightly part of the American people as a group
- I feel moderately part of the American people as a group
- I feel strongly part of the American people as a group
- I feel very strongly part of the American people as a group

### Natural Resources

24. How urgent are water quantity issues in Nebraska?

- Extremely urgent
- Urgent
- Somewhat urgent
- Not very urgent
- Not at all urgent
- Don't know

25. Have you experienced water shortages or water use restrictions in the last 4 years?

- Yes, including major damage to my property or major harm
- Yes, but with no major damage to my property or major harm
- No

26. Have you experienced problems with flooding from a stream or river in the last 4 years?

- Yes, including major damage to my property or major harm
- Yes, but with no major damage to my property or major harm
- No

27. How confident are you that your region of the state is prepared to handle a flood?

- Extremely confident
- Confident
- Somewhat confident
- Not very confident
- Not at all confident
- Don't know

28. How confident are you that your region of the state is prepared to handle an extended drought?

- Extremely confident
- Confident
- Somewhat confident
- Not very confident
- Not at all confident
- Don't know

29. How confident are you that Nebraska is prepared to handle an extended drought?

- Extremely confident
- Confident
- Somewhat confident
- Not very confident
- Not at all confident
- Don't know

30. How satisfied or dissatisfied are you with the way regional planning balances water supplies and uses?

- Very satisfied
- Somewhat satisfied
- Neither satisfied nor dissatisfied
- Somewhat dissatisfied
- Very dissatisfied
- Don't know

31. Do you consider the amount of state tax you have to pay as too high, about right, or too low?

- Too high
- About right
- Too low
- Don't know

32. There are many different institutions in this country, for example, the government, courts, police, and civil servants. Please indicate your personal trust in the following institutions.

	Very strong distrust	Strong distrust	Distrust	Neither trust nor distrust	Trust	Strong trust	Very strong trust
a. The federal government in Washington, D.C.	<input type="radio"/>	<input type="radio"/>	<input type="radio"/>	<input type="radio"/>	<input type="radio"/>	<input type="radio"/>	<input type="radio"/>
b. The state government	<input type="radio"/>	<input type="radio"/>	<input type="radio"/>	<input type="radio"/>	<input type="radio"/>	<input type="radio"/>	<input type="radio"/>
c. Local government	<input type="radio"/>	<input type="radio"/>	<input type="radio"/>	<input type="radio"/>	<input type="radio"/>	<input type="radio"/>	<input type="radio"/>
d. Nebraska Department of Natural Resources	<input type="radio"/>	<input type="radio"/>	<input type="radio"/>	<input type="radio"/>	<input type="radio"/>	<input type="radio"/>	<input type="radio"/>

33. Please indicate how familiar or unfamiliar you are with each below.

	Very familiar	Familiar	Neither familiar nor unfamiliar	Unfamiliar	Very unfamiliar
a. The Nebraska Department of Natural Resources	<input type="radio"/>	<input type="radio"/>	<input type="radio"/>	<input type="radio"/>	<input type="radio"/>
b. Nebraska's locally-driven, state-supported water planning process led by local Natural Resource Districts and Nebraska Department of Natural Resources	<input type="radio"/>	<input type="radio"/>	<input type="radio"/>	<input type="radio"/>	<input type="radio"/>
c. State and local funding to balance water supplies and uses	<input type="radio"/>	<input type="radio"/>	<input type="radio"/>	<input type="radio"/>	<input type="radio"/>

34. Please indicate how much you agree or disagree with each of the follow statements.

	Strongly agree	Agree	Neither agree nor disagree	Disagree	Strongly disagree
a. I have confidence in the Nebraska Department of Natural Resources to responsibly manage Nebraska's water.	<input type="radio"/>	<input type="radio"/>	<input type="radio"/>	<input type="radio"/>	<input type="radio"/>
b. I would be willing to pay higher taxes to support local water management.	<input type="radio"/>	<input type="radio"/>	<input type="radio"/>	<input type="radio"/>	<input type="radio"/>

## Ecosystems

35. How valuable to society do you find each of the following general aspects of Nebraska ecosystems?

	Not at all valuable	Not very valuable	Somewhat valuable	Valuable	Very valuable	Don't Know
a. The ability of farmers and ranchers to live off the land	<input type="radio"/>	<input type="radio"/>	<input type="radio"/>	<input type="radio"/>	<input type="radio"/>	<input type="radio"/>
b. Clean, unpolluted water	<input type="radio"/>	<input type="radio"/>	<input type="radio"/>	<input type="radio"/>	<input type="radio"/>	<input type="radio"/>
c. Clean, unpolluted land	<input type="radio"/>	<input type="radio"/>	<input type="radio"/>	<input type="radio"/>	<input type="radio"/>	<input type="radio"/>
d. Clean, unpolluted air	<input type="radio"/>	<input type="radio"/>	<input type="radio"/>	<input type="radio"/>	<input type="radio"/>	<input type="radio"/>
e. The ecosystem's ability to reduce the impact of natural disasters (e.g., fire, flood, drought, etc.)	<input type="radio"/>	<input type="radio"/>	<input type="radio"/>	<input type="radio"/>	<input type="radio"/>	<input type="radio"/>
f. The services that come from establishing trees in rural and natural grassland areas outside of cities (e.g., wind reduction, shade, enjoyable views, etc.)	<input type="radio"/>	<input type="radio"/>	<input type="radio"/>	<input type="radio"/>	<input type="radio"/>	<input type="radio"/>
g. Nebraska's variety of native animals	<input type="radio"/>	<input type="radio"/>	<input type="radio"/>	<input type="radio"/>	<input type="radio"/>	<input type="radio"/>
h. Nebraska's variety of native plants and plant communities (e.g., wetlands)	<input type="radio"/>	<input type="radio"/>	<input type="radio"/>	<input type="radio"/>	<input type="radio"/>	<input type="radio"/>
i. Public programs that use services provided by ecosystems that result in monetary benefits to society (often in the form of lower taxes). For example, aquifers providing clean water to cities or grasslands generating public revenue from grazing leases	<input type="radio"/>	<input type="radio"/>	<input type="radio"/>	<input type="radio"/>	<input type="radio"/>	<input type="radio"/>
j. The services that come from Nebraska's abundant supply of clean water	<input type="radio"/>	<input type="radio"/>	<input type="radio"/>	<input type="radio"/>	<input type="radio"/>	<input type="radio"/>
k. Nature recreation opportunities	<input type="radio"/>	<input type="radio"/>	<input type="radio"/>	<input type="radio"/>	<input type="radio"/>	<input type="radio"/>
l. The services that arise from insect/animal pollination	<input type="radio"/>	<input type="radio"/>	<input type="radio"/>	<input type="radio"/>	<input type="radio"/>	<input type="radio"/>
m. Securely sequestering greenhouse gases (e.g., carbon, CO2)	<input type="radio"/>	<input type="radio"/>	<input type="radio"/>	<input type="radio"/>	<input type="radio"/>	<input type="radio"/>

### Community Composition

36. How often do you interact face-to-face with people of a different race or ethnicity?
- Daily
  - Weekly
  - Monthly
  - Almost never
  - Never
37. Do you work with anyone who is a different race or ethnicity?
- Yes
  - No
38. Do you or have you ever supervised people of a different race or ethnicity?
- Yes
  - No
39. How many friends of a different race or ethnicity do you have?
- 
40. How comfortable are you interacting face-to-face with people of a different race or ethnicity?
- Very comfortable
  - Somewhat comfortable
  - Not at all comfortable

### Substance Access

41. How many people do you know that you could get marijuana from if you wanted to?
- a. Who live in Nebraska
- b. Who live outside Nebraska

42. How many people do you know that you could get methamphetamine from if you wanted to?

- a. Who live in Nebraska.
- b. Who live outside Nebraska

43. How many people do you know that you could get heroin from if you wanted to?

- a. Who live in Nebraska
- b. Who live outside Nebraska

44. How many people do you know that you could get prescription pills from if you wanted to?

- a. Who live in Nebraska
- b. Who live outside Nebraska

### Addiction Opinions

45. Do you think that drug use and addiction is on the rise in Nebraska?

- Yes
- No

46. How concerned are you about drug use and addiction in Nebraska?

- Very concerned
- Somewhat concerned
- A little concerned
- Not at all concerned

47. Do you know what a "needle exchange program" is?

- Yes
- No

48. Do you think that "needle exchange programs" should be encouraged in Nebraska?

- Yes
- No

49. How much do you agree or disagree with the following statements?

	Strongly agree	Agree	Disagree	Strongly disagree
a. Drug users should be helped by the justice system.	<input type="radio"/>	<input type="radio"/>	<input type="radio"/>	<input type="radio"/>
b. Drug users should be helped by the healthcare system.	<input type="radio"/>	<input type="radio"/>	<input type="radio"/>	<input type="radio"/>
c. Drug users should be helped by social services.	<input type="radio"/>	<input type="radio"/>	<input type="radio"/>	<input type="radio"/>
d. Drug users should not be helped by publicly funded services.	<input type="radio"/>	<input type="radio"/>	<input type="radio"/>	<input type="radio"/>



## Underage Drinking

50. Please indicate for each of the following if you think it is very wrong, wrong, a little wrong, or not at all wrong.

	Very wrong	Wrong	A little wrong	Not at all wrong
a. Individuals under the age of 18 to have one or two drinks.	<input type="radio"/>	<input type="radio"/>	<input type="radio"/>	<input type="radio"/>
b. Individuals under the age of 18 to have 5 or more drinks at one setting.	<input type="radio"/>	<input type="radio"/>	<input type="radio"/>	<input type="radio"/>
c. Individuals 18-20 years old to have one or two drinks.	<input type="radio"/>	<input type="radio"/>	<input type="radio"/>	<input type="radio"/>
d. Individuals 18-20 years old to have 5 or more drinks at one setting.	<input type="radio"/>	<input type="radio"/>	<input type="radio"/>	<input type="radio"/>
e. Individuals 21 and older to provide alcohol for people under 21 years old.	<input type="radio"/>	<input type="radio"/>	<input type="radio"/>	<input type="radio"/>

51. Please tell us how strongly you agree or disagree with each statement, where 1 means you strongly disagree and 7 means you strongly agree.

- a. A parent/guardian is the best person to introduce alcohol to a teenager.
- b. If parents don't allow teenagers to try alcohol under their supervision, they will try it elsewhere.

52. How wrong would most adults (over 21) in your community, or the area around where you live, think it is for kids under the age of 21 to drink alcohol?

- Very wrong
- Wrong
- A little wrong
- Not at all wrong

53. During the past 12 months, do you recall hearing, reading, or watching an advertisement about the prevention of substance abuse?

- Yes
- No → Go to question #55

54. If yes, which substances were the advertisements about? (Check all that apply)

- Alcohol
- Drugs
- Tobacco
- Prescription pain killers

55. How much do you think people risk harming themselves physically or in other ways if they have 5 or more drinks of an alcoholic beverage once or twice a week?

- Great risk
- Moderate risk
- Slight risk
- No risk

56. During the past 12 months, have you allowed underage youth to drink alcohol on your property (home, barn, garage, etc.)?

- Yes
- No

57. In general, how supportive are you of additional taxes on alcohol purchases?

- Very supportive
- Somewhat supportive
- Not very supportive
- Not at all supportive
- Don't know

58. Are you the parent or guardian of a 12-20 year old?

- Yes
- No → Go to question #61

59. During the past 12 months, have you talked with your child about the dangers of alcohol?

- Yes
- No

60. During the past 12 months, have you provided alcohol to any of your underage children? Do not include sips for religious purposes.

- Yes
- No

61. One drink is equivalent to a 12-ounce beer, a 5-ounce glass of wine, or a drink with one shot of liquor. During the past 30 days, on the days when you drank, about how many drinks did you drink on the average?

Number of drinks

No drinks in the past 30 days

### Nebraska Legislature

Please indicate how much you agree or disagree with the following statements.

62. Nebraska should return to a two-house, partisan legislature.

- Strongly agree
- Agree
- Neutral
- Disagree
- Strongly disagree

63. Nebraska's legislature seems to work better than two-house, partisan legislatures in other states.

- Strongly agree
- Agree
- Neutral
- Disagree
- Strongly disagree

### Sex Offender Registry and Laws

64. Do you think that sex offender community notification prevents sex crimes from occurring?

- Yes
- More likely than not
- Not likely but maybe
- No

65. Do you think that housing restrictions applied to where sex offenders can live prevents sex crimes from occurring?

- Yes
- More likely than not
- Not likely but maybe
- No

66. Do you think females commit sex crimes?

- Yes
- No

67. Currently, many cities in Nebraska have housing restrictions against convicted sex offenders living within 500 feet of a daycare center or school. In your opinion:

- There should be no housing restrictions
- There should be some housing restrictions, but 500 feet is too much
- 500 feet is about right
- 500 feet is not enough

68. Have you ever accessed the State of Nebraska's sex offender registry using the Internet?

- Yes
- No → Go to question #73

69. How many times have you accessed the State of Nebraska's sex offender registry in the last 12 months?

70. Why did you access the sex offender registry?

*(Check all that apply)*

- Safety
- Job obligations
- Curiosity or personal interest
- Other, specify:

71. Have you taken any preventative measures as a result of the information?

- Yes
- No

72. Do you feel safer knowing this information?

- Yes
- No

73. If people under the age of 19 convicted of a crime of a sexual nature were legally required to be on the public sex offender registry, how long do you think they should be on it?

- 3 years
- 5 years
- 10 years
- 25 years
- For life
- Other, specify:

74. Please indicate how much you agree or disagree with each of the following statements.

	Strongly agree	Agree	Neutral	Disagree	Strongly disagree
a. People under the age of 19 who are convicted of a crime of a sexual nature should be treated the same as adults who commit crimes of a sexual nature.	<input type="radio"/>	<input type="radio"/>	<input type="radio"/>	<input type="radio"/>	<input type="radio"/>
b. Nebraska should have a law that requires people under the age of 19 who are convicted of a crime of a sexual nature to be on the public sex offender registry.	<input type="radio"/>	<input type="radio"/>	<input type="radio"/>	<input type="radio"/>	<input type="radio"/>
c. Nebraska should give judges discretion over whether people under the age of 19 who are convicted of a crime of a sexual nature to be on the public sex offender registry (versus having a law that requires all people under the age of 19 convicted of such crimes to be automatically registered).	<input type="radio"/>	<input type="radio"/>	<input type="radio"/>	<input type="radio"/>	<input type="radio"/>
d. Two people under the age of 19 engaging in sexual activity should be a crime.	<input type="radio"/>	<input type="radio"/>	<input type="radio"/>	<input type="radio"/>	<input type="radio"/>
e. People under the age of 19 who are convicted of a crime of a sexual nature should be prohibited from living near a school zone.	<input type="radio"/>	<input type="radio"/>	<input type="radio"/>	<input type="radio"/>	<input type="radio"/>
f. People under the age of 19 who are convicted of a crime of a sexual nature should not be allowed to attend public schools.	<input type="radio"/>	<input type="radio"/>	<input type="radio"/>	<input type="radio"/>	<input type="radio"/>
g. People under the age of 19 who are convicted of a crime of a sexual nature should be prohibited from entering public parks.	<input type="radio"/>	<input type="radio"/>	<input type="radio"/>	<input type="radio"/>	<input type="radio"/>
h. People under the age of 19 who are convicted of a crime of a sexual nature should be banned from using social networking sites (e.g., Facebook, Twitter, Kik, Snapchat).	<input type="radio"/>	<input type="radio"/>	<input type="radio"/>	<input type="radio"/>	<input type="radio"/>
i. Identifying people under the age of 19 who are convicted of a crime of a sexual nature as "sex offenders" can create significant obstacles to rehabilitation and public safety.	<input type="radio"/>	<input type="radio"/>	<input type="radio"/>	<input type="radio"/>	<input type="radio"/>
j. If there was evidence from other states that policies that required people under the age of 19 to register as sex offenders did NOT enhance public safety, rather these measures undermined rehabilitation and the long-term well-being of victims, families, youth, and communities, I would support a law in Nebraska to include people 19 or younger on the sex offender registry.	<input type="radio"/>	<input type="radio"/>	<input type="radio"/>	<input type="radio"/>	<input type="radio"/>

#### About Your Household

75. Please indicate if each of the following statements is true or false.

	True	False
a. There are 25 or more books in your home right now.	<input type="radio"/>	<input type="radio"/>
b. There is a variety of magazines and other reading materials in your home.	<input type="radio"/>	<input type="radio"/>

76. Have you, or has a person close to you, been a victim of any crime in the last 12 months?

	Yes	No
a. You	<input type="radio"/>	<input type="radio"/>
b. A person close to you	<input type="radio"/>	<input type="radio"/>

77. Have you or has anyone in your household ever attended the University of Nebraska-Lincoln?

- Yes  
 No

78. Do you or some member of your household own your home outright, buying it, or renting?

- Own outright
- Buying (paying a mortgage)
- Renting
- Provided as part of job/wages
- Other, specify:

79. Which of the following comes closest to the kind of housing unit you now live in?

- Detached single family house
- Mobile home
- Townhouse/Condominium
- Apartment/Duplex
- Other, specify:

80. What is your current marital or relationship status?

- Married
- Married, living apart
- Not married, but living with a partner (cohabiting)
- Never married
- Divorced
- Widowed
- Separated

→ Go to question #82

81. Does your spouse or partner typically work full-time, part-time, go to school, keep house, or something else? (Check all that apply)

- Working full-time (35 hours or more)
- Working part-time
- Has a job, but not at work (due to illness, vacation, or strike)
- Unemployed, laid off, looking for work
- Retired
- In school
- Keeping house
- Disabled
- Other, specify:

82. Including yourself, how many adults age 19 and older live in your household?

 adults (age 19 and older)

83. How many children ages: (Please write "0" if none)

- a. 5 and younger live in your household?
- b. 6 to 12 live in your household?
- c. 13 to 18 live in your household?

84. Please indicate the category that describes your total family income in the last 12 months.

- Under \$5,000
- \$5,000 to \$9,999
- \$10,000 to \$14,999
- \$15,000 to \$19,999
- \$20,000 to \$24,999
- \$25,000 to \$29,999
- \$30,000 to \$39,999
- \$40,000 to \$49,999
- \$50,000 to \$59,999
- \$60,000 to \$74,999
- \$75,000 to \$99,999
- \$100,000 or more

85. During the past 12 months, how much difficulty have you had paying your bills?

- A great deal of difficulty
- Quite a bit of difficulty
- Some difficulty
- A little difficulty
- No difficulty at all

86. Think again over the past 12 months. Generally, at the end of each month did you end up with:

- More than enough money left
- Some money left over
- Just enough to make ends meet
- Almost enough to make ends meet
- Not enough to make ends meet

87. Overall, how satisfied or dissatisfied are you with your current financial situation?

- Very satisfied
- Satisfied
- Neutral
- Dissatisfied
- Very dissatisfied

88. The following statements concern your family's financial situation. For each statement, please indicate how much you agree or disagree.

	Strongly agree	Agree	Disagree	Strongly disagree	Don't know
a. My family has enough money to afford the kind of home we need.	<input type="radio"/>	<input type="radio"/>	<input type="radio"/>	<input type="radio"/>	<input type="radio"/>
b. We have enough money to afford the kind of clothing we need.	<input type="radio"/>	<input type="radio"/>	<input type="radio"/>	<input type="radio"/>	<input type="radio"/>
c. We have enough money to afford the kind of food we need.	<input type="radio"/>	<input type="radio"/>	<input type="radio"/>	<input type="radio"/>	<input type="radio"/>
d. We have enough money to afford the kind of medical care we need.	<input type="radio"/>	<input type="radio"/>	<input type="radio"/>	<input type="radio"/>	<input type="radio"/>

89. What about your financial prospects? Do you feel that you are better off this year than you were two years ago at this time, about the same, or worse off?

- Better
- Same
- Worse

### About Yourself

90. Are you:

- Male
- Female

91. Do you think of yourself as:

- Heterosexual/straight
- Homosexual/gay or lesbian
- Bisexual
- Something else
- Not sure

92. As far as you know, are any of your immediate family members, relatives, neighbors, co-workers, or close friends gay, lesbian, or bisexual?

- Yes
- No

93. Were you born in Nebraska, another state, or a foreign country?

- Nebraska
- Another state
- Foreign country

94. Are you still living in the same residence as you were 2 years ago?

- Yes
- No

95. Do you live on a farm, in open country but not on a farm, or in a town or city?

- Farm
- Open country, but not a farm
- Town or city

96. How many years have you lived in this Nebraska county? (Please enter "0" if less than 1 year.)

year(s)

97. In general, how would you describe your political views?

- Very liberal
- Liberal
- Middle-of-the-road
- Conservative
- Very conservative
- Other, specify:

98. In general, what do you consider yourself politically?

- Democrat
- Republican
- Independent
- Other, specify:

99. Who did you vote for in the 2016 Presidential Election?

- Clinton
- Trump
- Other, specify:

- Did not vote

100. Do you consider yourself to be Hispanic or Latino/a?

- Yes  
 No

101. What race or races do you consider yourself to be? (Check all that apply)

- White (Caucasian)  
 Black or African American  
 Asian  
 American Indian or Alaska Native  
 Native Hawaiian or other Pacific Islander  
 Other, specify:

102. What is the highest degree you have attained?

- No diploma  
 High School Diploma/GED  
 Some college, but no degree  
 Technical/Associate/Junior College (2 yr, LPN)  
 Bachelor's Degree (4 yr, BA, BS, RN)  
 Graduate Degree (Masters, PhD, Law, Medicine)

103. Would you say that your overall health and well-being is excellent, good, fair or poor?

- Excellent  
 Good  
 Fair  
 Poor

104. Do you smoke cigarettes?

- Yes  
 No

105. How busy are you on a typical day?

- Extremely busy  
 Very busy  
 Somewhat busy  
 A little bit busy  
 Not at all busy

106. Are you the person who typically gets the mail in your household?

- Yes  
 No

107. Please indicate how you typically read each of the following types of mail.

	Mostly skim	Do a mix of skimming and reading every word	Read almost every word	Do not read
a. Catalogs	<input type="radio"/>	<input type="radio"/>	<input type="radio"/>	<input type="radio"/>
b. Coupons	<input type="radio"/>	<input type="radio"/>	<input type="radio"/>	<input type="radio"/>
c. Advertising materials	<input type="radio"/>	<input type="radio"/>	<input type="radio"/>	<input type="radio"/>
d. Bills	<input type="radio"/>	<input type="radio"/>	<input type="radio"/>	<input type="radio"/>
e. Bank or other account statements	<input type="radio"/>	<input type="radio"/>	<input type="radio"/>	<input type="radio"/>
f. Greeting cards	<input type="radio"/>	<input type="radio"/>	<input type="radio"/>	<input type="radio"/>
g. Personal correspondence	<input type="radio"/>	<input type="radio"/>	<input type="radio"/>	<input type="radio"/>
h. Credit card and loan offers	<input type="radio"/>	<input type="radio"/>	<input type="radio"/>	<input type="radio"/>
i. Magazines	<input type="radio"/>	<input type="radio"/>	<input type="radio"/>	<input type="radio"/>

108. Please indicate how you typically read each of the following.

	Mostly skim	Do a mix of skimming and reading every word	Read almost every word	Do not read
a. Print books	<input type="radio"/>	<input type="radio"/>	<input type="radio"/>	<input type="radio"/>
b. Electronic books	<input type="radio"/>	<input type="radio"/>	<input type="radio"/>	<input type="radio"/>
c. Print magazine or newspaper articles	<input type="radio"/>	<input type="radio"/>	<input type="radio"/>	<input type="radio"/>
d. Electronic magazine or newspaper articles	<input type="radio"/>	<input type="radio"/>	<input type="radio"/>	<input type="radio"/>
e. Postal letters	<input type="radio"/>	<input type="radio"/>	<input type="radio"/>	<input type="radio"/>
f. Emails	<input type="radio"/>	<input type="radio"/>	<input type="radio"/>	<input type="radio"/>

109. Do you typically work full-time, part-time, go to school, keep house, or something else? (Check all that apply)

- Working full-time (35 hours or more)
- Working part-time
- Have a job, but not at work (due to illness, vacation, strike)
- Unemployed, laid off, looking for work
- Retired
- In school
- Keeping house
- Disabled
- Other, specify:

Go to  
#112

110. During the average week, how many hours do you usually work, NOT including the time you travel to and from work? (In the box below, write the total hours worked including any second jobs.)

 average total hours per week

111. How satisfied or dissatisfied are you with your job?

- Very satisfied
- Satisfied
- Neutral
- Dissatisfied
- Very dissatisfied

112. How many times in the past 12 months have you:

- a. Worked on a community project?
- b. Attended any public meeting in which there was a discussion of town or school affairs?
- c. Attended a political meeting or rally?
- d. Attended any club or organizational meeting (not including meetings for work)?
- e. Volunteered?
- f. Attended religious services (not including weddings and funerals)?

113. Now we have some statements about how you might have felt during the past week. Below, please indicate the number of days in the past week, including today, that:

- a. You felt sad.  days (0-7)
- b. You felt hopeful about the future.  days (0-7)
- c. You felt you were as good as other people.  days (0-7)
- d. You felt bothered by things that usually don't bother you.  days (0-7)
- e. You felt lonely.  days (0-7)
- f. You had trouble keeping your mind on what you were doing.  days (0-7)
- g. You felt that everything you did was an effort.  days (0-7)
- h. You felt fearful.  days (0-7)
- i. You talked less than usual.  days (0-7)
- j. You felt depressed.  days (0-7)
- k. You did not feel like eating; your appetite was poor.  days (0-7)
- l. You felt that you could not shake off the blues even with the help of family or friends.  days (0-7)
- m. Your sleep was restless.  days (0-7)
- n. You could not get "going."  days (0-7)

114. With regard to the English language, how well do you understand it when it is spoken to you?

- Very well
- Well
- Not well
- Not at all

115. With regard to the English language, how well do you read it?

- Very well
- Well
- Not well
- Not at all

116. With regard to the English language, how well do you write it?

- Very well
- Well
- Not well
- Not at all

117. Are you fluent in any languages other than English?

- No
- Yes, specify:

118. Do you consider yourself to be Protestant, Catholic, Jewish, Muslim, or something else?

- Protestant
- Catholic
- Jewish
- Muslim
- None (no religion)
- Other, specify:

Go to #120

119. Within the Protestant faith, do you consider yourself to be:

- Evangelical
- Fundamentalist Protestant
- Mainline Protestant
- Liberal Protestant
- Other, specify:

120. Would you describe yourself as a born-again Christian?

- Yes
- No

121. How often do you attend religious services?

- Several times a week
- Once a week
- Nearly every week
- About once a month
- Several times a year
- About once a year
- Less than once a year
- Never

122. In general, how much do your religious or spiritual beliefs influence your daily life?

- Very much
- Quite a bit
- Some
- A little
- None
- Doesn't apply, not religious or spiritual

123. In what year were you born?

124. What is your current zip code?

125. Please use the space below to provide any comments or feedback.

### Thank you!

We greatly appreciate the time you have taken to complete this survey. For your convenience, please use the postage-paid return envelope included in your survey packet to return your questionnaire.

Questions or requests from this survey can be directed to:

Bureau of Sociological Research  
University of Nebraska-Lincoln  
907 Oldfather Hall  
PO Box 880325  
Lincoln, NE 68588-0325

Phone: 1-800-480-4549 (toll free) E-mail: bosr@unl.edu



## Appendix C: Future Interest Research Form

Front:

**NASIS 2017 FUTURE RESEARCH CARD**

We are creating a list of people willing to be contacted for future social research projects. Please use this card to let us know whether or not you would like to be on the list. Return your completed card separately from your survey using the small, postage-paid envelope we have provided or by mailing it to:

Bureau of Sociological Research  
P.O. Box 880325  
Lincoln, NE 68588-0325.

**WHAT WILL HAPPEN NEXT?**  
If you indicate that you are willing to be contacted in the future, we will use the contact information and survey answers you provide to determine if you are eligible for future research opportunities as they arise. If you are eligible, we will contact you and you can decide whether you want to participate. We will not share your contact information outside BOSR. If you change your mind, simply inform BOSR and we will remove you from the list.

If you have any questions, give us a call at 402-472-3672 or 1-800-480-4549 or email [bosr@unl.edu](mailto:bosr@unl.edu).

Back:

- 1. Would you be willing to be contacted again by researchers at the University of Nebraska-Lincoln to participate in future research?**  
 Yes  
 No → Stop and return this card in the small envelope  
↓  
**Great! Please tell us a little about yourself, so we know how best to contact you in the future. Be assured that your contact information will not be disclosed or used for any purpose other than to contact you about future research studies.**
- 2. What is your name?**  
First name: \_\_\_\_\_ Last name: \_\_\_\_\_
- 3. What is your telephone number, including area code, that would be the best number for us to call?**  
Phone: (\_\_\_\_) \_\_\_\_\_ - \_\_\_\_\_  N/A, no phone at this time
- 4. What is your email address?**  
\_\_\_\_\_@\_\_\_\_\_
- 5. What is the best way to contact you about future research studies?**  
 Mail  
 Phone

## Appendix D: Reminder Postcard

Back:

DATE

Dear Nebraska Resident,

Last week we sent your household a survey about issues important to our state. The survey will help researchers at UNL and the state better understand the views, experiences, and needs of Nebraskans. If you have already completed it, please accept our sincere thanks. If not, we hope this postcard will serve as a reminder to have the **adult age 19 or older in your household who will have the next birthday after July 1st 2017** complete the survey today.

If you need another survey, please call 1-800-480-4549 and we will send one immediately. Your participation is voluntary, but will help out a great deal. Your responses will be kept completely confidential.

Thank you for your time.

Sincerely,

Lindsey Witt-Swanson  
Assistant Director, Bureau of Sociological Research  
University of Nebraska-Lincoln

Front:

UNIVERSITY OF  
**Nebraska**  
Lincoln

DEPARTMENT OF SOCIOLOGY  
Bureau of Sociological Research

907 Oldfather Hall  
P.O. Box 880325  
Lincoln, NE 68588-0325

RETURN SERVICE REQUESTED

NON PROFIT  
US POSTAGE  
PAID  
UNL

## Appendix E: County Codes (All begin with “31”)

001 Adams	079 Hall	157 Scotts Bluff
003 Antelope	081 Hamilton	159 Seward
005 Arthur	083 Harlan	161 Sheridan
007 Banner	085 Hayes	163 Sherman
009 Blaine	087 Hitchcock	165 Sioux
011 Boone	089 Holt	167 Stanton
013 Box Butte	091 Hooker	169 Thayer
015 Boyd	093 Howard	171 Thomas
017 Brown	095 Jefferson	173 Thurston
019 Buffalo	097 Johnson	175 Valley
021 Burt	099 Kearney	177 Washington
023 Butler	101 Keith	179 Wayne
025 Cass	103 Keya Paha	181 Webster
027 Cedar	105 Kimball	183 Wheeler
029 Chase	107 Knox	185 York
031 Cherry	109 Lancaster	
033 Cheyenne	111 Lincoln	
035 Clay	113 Logan	
037 Colfax	115 Loup	
039 Cuming	117 McPherson	
041 Custer	119 Madison	
043 Dakota	121 Merrick	
045 Dawes	123 Morrill	
047 Dawson	125 Nance	
049 Deuel	127 Nemaha	
051 Dixon	129 Nuckolls	
053 Dodge	131 Otoe	
055 Douglas	133 Pawnee	
057 Dundy	135 Perkins	
059 Fillmore	137 Phelps	
061 Franklin	139 Pierce	
063 Frontier	141 Platte	
065 Furnas	143 Polk	
067 Gage	145 Red Willow	
069 Garden	147 Richardson	
071 Garfield	149 Rock	
073 Gosper	151 Saline	
075 Grant	153 Sarpy	
077 Greeley	155 Saunders	

## Appendix F: 2016-2017 NASIS Variables and Descriptions

Variable	Description (Label)
ID	ID
Version	Version
Letter	Letter
Incentive	Incentive
NElive	How satisfied with living in Nebraska
NEdir	Things in Nebraska are generally headed in the right direction or the wrong direction
USdir	Things in the country as a whole are generally headed in the right direction or the wrong direction
youth1	How committed are young people in your community to making positive community contributions
youth2	How committed are young people in your community to creating positive futures for themselves
youth3	How many young people in your community have positive role models in their lives
youth4_A	Who are the role models young people have in your community - Parents
youth4_B	Who are the role models young people have in your community - Family members other than parents
youth4_C	Who are the role models young people have in your community - Teachers/coaches
youth4_D	Who are the role models young people have in your community - Police officers
youth4_E	Who are the role models young people have in your community - Community volunteers
youth4_F	Who are the role models young people have in your community - 4-H youth development professionals
youth5	How would you describe the opportunities for positive community involvement available to young people in your community
youth6	How many young people in your community participate in positive community involvement
youth7	How familiar or unfamiliar are you with your local 4-H program
youth10_A	How important is it to have the following programs available for young people - Athletic Programs
youth10_B	How important is it to have the following programs available for young people - After-school clubs
youth10_C	How important is it to have the following programs available for young people - Youth clubs/organizations
youth10_D	How important is it to have the following programs available for young people - Other
youth10_OT	How important is it to have the following programs available for young people - Other specify
youth11_A	Any of the following programs available in your community for young people - Athletic Programs
youth11_B	Any of the following programs available in your community for young people - After-school clubs
youth11_C	Any of the following programs available in your community for young people - Youth clubs/organizations

youth11_D	Any of the following programs available in your community for young people - Other
youth11_OT	Any of the following programs available in your community for young people - Other specify
youth8	How involved is your local 4-H program in partnerships with other youth programs and educational services in your community
youth9	How valuable do you believe the 4-H program is for young people in your community
youth12	How accessible or inaccessible is your local 4-H program to young people and families in your community?
youth13_A	Any of the following program types offered by 4-H in your community - STEM
youth13_B	Any of the following program types offered by 4-H in your community - Healthy Lifestyles
youth13_C	Any of the following program types offered by 4-H in your community - Career and College Readiness
youth13_D	Any of the following program types offered by 4-H in your community - Leadership Development
youth13_E	Any of the following program types offered by 4-H in your community - Agricultural Literacy/Food Supply Confidence
youth13_F	Any of the following program types offered by 4-H in your community - Youth Entrepreneurship
youth13_G	Any of the following program types offered by 4-H in your community - Community Development
Engr8_A	Is each of the following to be the job of an engineer - Fixing cars, washing machines and other home appliances
Engr8_B	Is each of the following to be the job of an engineer - Developing new ways to provide food for people in the future
Engr8_C	Is each of the following to be the job of an engineer - Managing water issues
Engr8_D	Is each of the following to be the job of an engineer - Assembling parts in a car factory
Engr8_E	Is each of the following to be the job of an engineer - Designing video games and apps for phones and tablets
Engr8_F	Is each of the following to be the job of an engineer - Designing stadiums, like the Olympics
Engr8_G	Is each of the following to be the job of an engineer - Machining and welding
Engr8_H	Is each of the following to be the job of an engineer - Developing new medicines & ways to deliver them in the body
Engr8_I	Is each of the following to be the job of an engineer - Producing products like diapers and detergent
Engr8_J	Is each of the following to be the job of an engineer - Creating new agricultural crops
Engr1	How much agree or disagree with - I believe that engineering impacts my daily life.
Engr2	How much agree or disagree with - I can make informed decisions about engineering/technology in my everyday life.
Engr3	How much agree or disagree with - I am confident my elected officials can make informed policy decisions concerning engineering and technology.
Engr4	How much agree or disagree with - Beginning in early grades, schools should be more focused on teaching engineering skills and concepts
Engr5	How much agree or disagree with - I would encourage a child I know to consider a

	career in engineering
Engr7	How much agree or disagree with - Engineers help people
Engr6	How much agree or disagree with - Engineering is mostly for males
IMG2_A	To what extent is the following issue a problem - Lack of respect for human rights in Nebraska
IMG2_B	To what extent is the following issue a problem - Lack of respect for human rights in the United States
IMG2_C	To what extent is the following issue a problem - Immigration to Nebraska
IMG2_D	To what extent is the following issue a problem - Immigration to the United States
IMG2_E	To what extent is the following issue a problem - Resettlement of refugees to Nebraska
IMG2_F	To what extent is the following issue a problem - Resettlement of refugees to the United States
IMG3_A	How much agree or disagree with- I am a person who feels strong ties to the American people.
IMG3_B	How much agree or disagree with- Being an American is important to the way I think of myself as a person.
IMG3_C	How much agree or disagree with- Overall, I think Americans are a great group of people.
IMG3_D	How much agree or disagree with- My family and I feel safe in this community.
IMG3_E	How much agree or disagree with- Feeling safe is important to me.
IMG3_F	How much agree or disagree with- Overall, I trust law enforcement in my community.
IMG3_G	How much agree or disagree with- Overall, I trust state and federal law enforcement agencies.
IMG4_A	How likely or unlikely are the following institutions to commit violations against immigrants' human rights - Immigration and Customs Enforcement/Department of Homeland Security
IMG4_B	How likely or unlikely are the following institutions to commit violations against immigrants' human rights - FBI/Department of Justice
IMG4_C	How likely or unlikely are the following institutions to commit violations against immigrants' human rights - U.S. Customs & Border Protection/Border Patrol
IMG4_D	How likely or unlikely are the following institutions to commit violations against immigrants' human rights - Nebraska State Patrol
IMG4_E	How likely or unlikely are the following institutions to commit violations against immigrants' human rights - Local police
IMG5	Would you say that respect for human rights in our country has improved, stayed the same, or worsened since Donald J. Trump became president of the United States
IMG6	How much do you feel part of the American people
NDNR1	How urgent are water quantity issues in Nebraska
NDNR2	Experienced water shortages or water use restrictions in the last 4 years
NDNR3	Experienced problems with flooding from a stream or river in the last 4 years
NDNR4	Have confidence the region is prepared to handle a flood
NDNR5	Have confidence the region is prepared to handle an extended drought
NDNR6	Have confidence Nebraska is prepared to handle an extended drought
NDNR7	How satisfied with the way regional planning balances water supplies and uses

NDNR12	Do you consider the amount of state tax you have to pay as too high, about right, or too low
NDNR11_A	Indicate personal trust in the following institutions - The federal government in Washington, D.C.
NDNR11_B	Indicate personal trust in the following institutions - The state government
NDNR11_C	Indicate personal trust in the following institutions - Local government
NDNR11_D	Indicate personal trust in the following institutions - Nebraska Department of Natural Resources
NDNR8_A	How familiar or unfamiliar with each below - The Nebraska Department of Natural Resources
NDNR8_B	How familiar or unfamiliar with each below - Nebraska's locally-driven, state-supported water planning process led by local Natural Resource Districts and Nebraska Department of Natural Resources
NDNR8_C	How familiar or unfamiliar with each below - State and local funding to balance water supplies and uses
NDNR9_A	How much agree or disagree with - I have confidence in the Nebraska Department of Natural Resources to responsibly manage Nebraska's water
NDNR10	How much agree or disagree with - I would be willing to pay higher taxes to support local water management
ECO_A	How valuable to society are the following aspects of Nebraska ecosystems - Ability of farmers and ranchers to live off the land
ECO_B	How valuable to society are the following aspects of Nebraska ecosystems - Clean, unpolluted water
ECO_C	How valuable to society are the following aspects of Nebraska ecosystems - Clean, unpolluted land
ECO_D	How valuable to society are the following aspects of Nebraska ecosystems - Clean, unpolluted air
ECO_E	How valuable to society are the following aspects of Nebraska ecosystems - Ecosystem's ability to reduce the impact of natural disasters
ECO_F	How valuable to society are the following aspects of Nebraska ecosystems - Services that come from establishing trees in rural and natural grassland areas outside of cities
ECO_G	How valuable to society are the following aspects of Nebraska ecosystems - Nebraska's variety of native animals
ECO_H	How valuable to society are the following aspects of Nebraska ecosystems - Nebraska's variety of native plants and plant communities
ECO_I	How valuable to society are the following aspects of Nebraska ecosystems - Public programs that use services provided by ecosystems that result in monetary benefits to society
ECO_J	How valuable to society are the following aspects of Nebraska ecosystems - The services that come from Nebraska's abundant supply of clean water
ECO_K	How valuable to society are the following aspects of Nebraska ecosystems - Nature recreation opportunities
ECO_L	How valuable to society are the following aspects of Nebraska ecosystems - Services that arise from insect/animal pollination
ECO_M	How valuable to society are the following aspects of Nebraska ecosystems - Securely sequestering greenhouse gases

Reach1	How often interact face-to-face with people of a different race or ethnicity
Reach2	Work with anyone who is a different race or ethnicity
Reach3	Ever supervised people of a different race or ethnicity
Reach4	How many friends of a different race or ethnicity
Reach5	How comfortable interacting face-to-face with people of a different race or ethnicity
Reach6A	How many people you could get marijuana from - Who live in Nebraska
Reach6B	How many people you could get marijuana from - Who live outside Nebraska
Reach7A	How many people you could get methamphetamine from - Who live in Nebraska
Reach7B	How many people you could get methamphetamine from - Who live outside Nebraska
Reach8A	How many people you could get heroin from - Who live in Nebraska
Reach8B	How many people you could get heroin from - Who live outside Nebraska
Reach9A	How many people you could get prescription pills from - Who live in Nebraska
Reach9B	How many people you could get prescription pills from - Who live outside Nebraska
Reach10	Do you think that drug use and addiction is on the rise in Nebraska
Reach11	How concerned are you about drug use and addiction in Nebraska
Reach12	Do you know what a needle exchange program is
Reach13	Do you think that needle exchange programs should be encouraged in Nebraska
Reach14	How much agree or disagree with - Drug users should be helped by the justice system
Reach15	How much agree or disagree with - Drug users should be helped by the healthcare system
Reach16	How much agree or disagree with - Drug users should be helped by social services
Reach17	How much agree or disagree with - Drug users should not be helped by publicly funded services
NCAOS1A	How wrong is it for - Individuals under the age of 18 to have one or two drinks
NCAOS1B	How wrong is it for - Individuals under the age of 18 to have 5 or more drinks at one setting
NCAOS1C	How wrong is it for - Individuals 18-20 years old to have one or two drinks
NCAOS1D	How wrong is it for - Individuals 18-20 years old to have 5 or more drinks at one setting
NCAOS1E	How wrong is it for - Individuals 21 and older to provide alcohol for people under 21 years old
NCAOS2A	How much agree or disagree with (1-7) - A parent/guardian is the best person to introduce alcohol to a teenager
NCAOS2B	How much agree or disagree with (1-7) - If parents don't allow teenagers to try alcohol under their supervision, they will try it elsewhere
NCAOS3	How wrong would adults think it is for kids under the age of 21 to drink alcohol
NCAOS4	During the past 12 months, do you recall hearing, reading, or watching an advertisement about the prevention of substance abuse
NCAOS5A	Which substances were the advertisements about - Alcohol
NCAOS5B	Which substances were the advertisements about - Drugs
NCAOS5C	Which substances were the advertisements about - Tobacco
NCAOS5D	Which substances were the advertisements about - Prescription pain killers
NCAOS6	How much people risk harming themselves if they have 5 or more drinks once or twice a week



NCAOS7	During the past 12 months, have you allowed underage youth to drink alcohol on your property
NCAOS8	How supportive are you of additional taxes on alcohol purchases
NCAOS9	Are you the parent or guardian of a 12-20 year old
NCAOS10	During the past 12 months, have you talked with your child about the dangers of alcohol
NCAOS11	During the past 12 months, have you provided alcohol to any of your underage children
NCAOS12	During the past 30 days, on the days when you drank, about how many drinks did you drink
NCAOS12A	During the past 30 days, on the days when you drank, about how many drinks did you drink - No drinks in the past 30 days
Legi1	Nebraska should return to a two-house, partisan legislature
Legi2	Nebraska's legislature seems to work better than two-house, partisan legislatures in other states
Minor1	Do you think that sex offender community notification prevents sex crimes from occurring
Minor2	Do you think that housing restrictions applied to where sex offenders can live prevents sex crimes from occurring
Minor3	Do you think females commit sex crimes
Minor4	Opinion about housing restrictions against convicted sex offenders
Minor5	Have you ever accessed the State of Nebraska's sex offender registry using the Internet?
Minor6	How many times have you accessed the State of Nebraska's sex offender registry in the last 12 months
Minor7A	Why did you access the sex offender registry - Safety
Minor7B	Why did you access the sex offender registry - Job obligations
Minor7C	Why did you access the sex offender registry - Curiosity or personal interest
Minor7D	Why did you access the sex offender registry - Other
Minor7oth	Why did you access the sex offender registry - Other specify
Minor8	Have you taken any preventative measures as a result of the information
Minor9	Do you feel safer knowing this information
Minor10	How long should people under the age of 19 be on the public sex offender registry
Minor10oth	How long should people under the age of 19 be on the public sex offender registry Other specify
Minor11A	How much agree or disagree with - People under the age of 19 convicted of a crime of a sexual nature should be treated the same as adults
Minor11B	How much agree or disagree with - Nebraska should have a law requiring people under the age of 19 who are convicted of a crime of a sexual nature to be on the sex offender registry
Minor11C	How much agree or disagree with - Nebraska should give judges discretion over whether people under the age of 19 convicted of a crime of a sexual nature to be on the public sex offender registry
Minor11D	How much agree or disagree with - Two people under the age of 19 engaging in sexual activity should be a crime

Minor11E	How much agree or disagree with - People under the age of 19 convicted of a crime of a sexual nature should be prohibited from living near a school zone
Minor11F	How much agree or disagree with - People under the age of 19 convicted of a crime of a sexual nature should not be allowed to attend public schools
Minor11G	How much agree or disagree with - People under the age of 19 convicted of a crime of a sexual nature should be prohibited from entering public parks
Minor11H	How much agree or disagree with - People under the age of 19 who are convicted of a crime of a sexual nature should be banned from social networking sites
Minor11I	How much agree or disagree with - Identifying people under the age of 19 convicted of a crime of a sexual nature as sex offenders can create significant obstacles to rehabilitation and public safety
Minor11J	How much agree or disagree with - I would support a law in Nebraska to include people 19 or younger on the sex offender registry.
lit1	Indicate if each of the following statements is true or false - There are 25 or more books in your home right now
lit2	Indicate if each of the following statements is true or false - There is a variety of magazines and other reading materials in your home
crvict	Have you, or has a person close to you, been a victim of any crime in the last 12 months - You
pvict	Have you, or has a person close to you, been a victim of any crime in the last 12 months - A person close to you
unlattend	Have you or anyone in your household ever attended the University of Nebraska-Lincoln
ohom	Do you or some member of your household own your home outright, buying it, or renting
ohom_ot	Do you or some member of your household own your home outright, buying it, or renting - Other specify
home	Kind of housing unit now live in
home_ot	Kind of housing unit now live in - Other specify
marr	Current marital or relationship status
Semp1	Spouse or partner employment - Working full-time
Semp2	Spouse or partner employment - Working part-time
Semp3	Spouse or partner employment - Has a job, but not at work
Semp4	Spouse or partner employment - Unemployed, laid off, looking for work
Semp5	Spouse or partner employment - Retired
Semp6	Spouse or partner employment - In school
Semp7	Spouse or partner employment - Keeping house
Semp8	Spouse or partner employment - Disabled
Semp9	Spouse or partner employment - Other
Semp_ot	Spouse or partner employment - Other specify
adults	Number of adults age 19 and older
kids0to5	How many children ages 5 and younger live in your household
kids6to12	How many children ages 6 to 12 live in your household
kids13up	How many children ages 13 to 18 live in your household

income	Describe total family income in the last 12 months.
fs5	How much difficulty paying bills
fs6	At the end of each month did you end up with...
fina	How satisfied with current financial situation
fs1	How much agree or disagree with - Have enough money to afford home
fs2	How much agree or disagree with - Have enough money to afford clothing
fs3	How much agree or disagree with - Have enough money to afford food
fs4	How much agree or disagree with - Have enough money to afford medical care
pros	Financial prospects - this year vs two years ago at this time
sexr	Gender
sexorien	Sexual orientation
lgbfriend	Any of immediate family members, relatives, neighbors, co-workers, or close-friends are gay, lesbian, or bisexual
born1	Born in Nebraska, another state, or a foreign country
resi	Living in the same residence as 2 years ago
rurb	Do you live on a farm, in open country but not on a farm, or in a town or city
live10m	Years lived in this Nebraska county
poli	How would you describe your political views?
poli_ot	How would you describe your political views? Other specify
part	What do you consider yourself politically?
part_ot	What do you consider yourself politically? Other specify
vote16	Who did you vote for in the 2016 Presidential Election?
vote16_ot	Who did you vote for in the 2016 Presidential Election - Other specify
hisp1	Hispanic or Latino/a
race_1	Race - White (Caucasian)
race_2	Race - Black or African American
race_3	Race - Asian
race_4	Race - American Indian or Alaska Native
race_5	Race - Native Hawaiian or Other Pacific Islander
race_6	Race - Other
race_ot	Race - Other specify
degr	Highest degree attained
scwell	Overall health and well-being
smoke	Smoke cigarettes
Mail1	How busy on a typical day
Mail2	Person who typically gets the mail in your household
Mail3A	Indicate how you read the following types of mail - Catalogs
Mail3B	Indicate how you read the following types of mail - Coupons
Mail3C	Indicate how you read the following types of mail - Advertising materials
Mail3D	Indicate how you read the following types of mail - Bills
Mail3E	Indicate how you read the following types of mail - Bank or other account statements

Mail3F	Indicate how you read the following types of mail - Greeting cards
Mail3G	Indicate how you read the following types of mail - Personal correspondence
Mail3H	Indicate how you read the following types of mail - Credit card and loan offers
Mail3I	Indicate how you read the following types of mail - Magazines
Mail4A	Indicate how you typically read - Print books
Mail4B	Indicate how you typically read - Electronic books
Mail4C	Indicate how you typically read - Print magazine or newspaper articles
Mail4D	Indicate how you typically read - Electronic magazine or newspaper articles
Mail4E	Indicate how you typically read - Postal letters
Mail4F	Indicate how you typically read - Emails
empl1_13	Employment - Working full-time
empl2_13	Employment - Working part-time
empl3_13	Employment - Have a job, but not at work
empl4_13	Employment - Unemployed, laid off, looking for work
empl5_13	Employment - Retired
empl6_13	Employment - In school
empl7_13	Employment - Keeping house
empl8_13	Employment - Disabled
empl9_13	Employment - Other
empl_ot_13	Employment - Other specify
whrs	How many hours usually work during the average week
jsat	How satisfied with job
IMG7_A	How many times in the past 12 months you- Worked on a community project
IMG7_B	How many times in the past 12 months you- Attended any public meeting in which there was a discussion of town or school affairs
IMG7_C	How many times in the past 12 months you- Attended a political meeting or rally
IMG7_D	How many times in the past 12 months you- Attended any club or organizational meeting
IMG7_E	How many times in the past 12 months you- Volunteered
IMG7_F	How many times in the past 12 months you- Attended religious services
sad	In the past week - felt sad
hope	In the past week - felt hopeful about the future
good	In the past week - felt as good as other people
bother	In the past week - felt bothered by things that usually don't bother
lonely	In the past week - felt lonely
mind	In the past week - had trouble keeping your mind on what you were doing
effort	In the past week - felt that everything did was an effort
fearful	In the past week - felt fearful
talk	In the past week - talked less than usual
felt	In the past week - felt depressed
eat	In the past week - appetite was poor

blues	In the past week - could not shake off the blues
sleep	In the past week - sleep was restless
going	In the past week - could not get going
lit3	How well understand English when it is spoken to you
lit4	How well read English
lit5	How well write English
IMG1	Fluent in any languages other than English
IMG1_oth	Fluent in any languages other than English Yes specify
relgaffil	Do you consider yourself to be Protestant, Catholic, Jewish, Muslim, or something else?
relgaffil_ot	Do you consider yourself to be Protestant, Catholic, Jewish, Muslim, or something else - Other specify
protfaith	Within the Protestant faith, do you consider yourself to be:
protfaith_ot	Within the Protestant faith, do you consider yourself to be - Other specify
bornagain	Born-again Christian
ratt	How often attend religious services
relginflu	How much religious or spiritual beliefs influence daily life
agyr	In what year were you born
rzipcod	Current zip code
comments	Comments
age	Calculated from Q123
FIPS	FIPS from sample
Zip	Zip from sample
Hwat	Household weight
reg	NE DHHS regions
reg_wt	Regions for weighting
age_grp2	Age groups
Pwate	Final weights
EMPL	[recoded single category as in phone NASIS] Respondent's current employment status
SEMP	[recoded single category as in phone NASIS] Spouse/Partner's current employment status
Marr10m	Current marital or relationship status
home1	Which of the following comes closest to the kind of housing unit you now live in
ohom1	Do you or some member of your household own your home outright, buying it, or renting
fina1	Overall, how satisfied are you with your current financial situation
racecat	Race/ethnic category

## Appendix G: AAPOR Transparency Initiative Immediate Disclosure Items

1. Who sponsored the research study: **Introduction**
2. Who conducted the research study: **Introduction**
3. If who conducted the study is different from the sponsor, the original sources of funding will also be disclosed: **Introduction**
4. The exact wording and presentation of questions and response options whose results are reported. This includes preceding interviewer or respondent instructions and any preceding questions that might reasonably be expected to influence responses to the reported results: **Appendix B**
5. A definition of the population under study and its geographic location: **Introduction**
6. Dates of data collection: **Data Collection Process**
7. A description of the sampling frame(s) and its coverage of the target population, including mention of any segment of the target population that is not covered by the design. This may include, for example, exclusion of Alaska and Hawaii in U.S. surveys; exclusion of specific provinces or rural areas in international surveys; and exclusion of non-panel members in panel surveys. If possible the estimated size of non-covered segments will be provided. If a size estimate cannot be provided, this will be explained. If no frame or list was utilized, this will be indicated: **Sampling Design**
8. The name of the sample supplier, if the sampling frame and/or the sample itself was provided by a third party: **Sampling Design**
9. The methods used to recruit the panel or participants, if the sample was drawn from a pre-recruited panel or pool of respondents: **Not applicable to project**
10. A description of the sample design, giving a clear indication of the method by which the respondents were selected, recruited, intercepted or otherwise contacted or encountered, along with any eligibility requirements and/or oversampling. If quotas were used, the variables defining the quotas will be reported. If a within-household selection procedure was used, this will be described. The description of the sampling frame and sample design will include sufficient detail to determine whether the respondents were selected using probability or non-probability methods: **Sampling Design**
11. Method(s) and mode(s) used to administer the survey (e.g., CATI, CAPI, ACASI, IVR, mail survey, web survey) and the language(s) offered: **Mode Selection/Data Collection Process**
12. Sample sizes (by sampling frame if more than one was used) and a discussion of the precision of the findings. For probability samples, the estimates of sampling error will be reported, and the discussion will state whether or not the reported margins of sampling error or statistical analyses have been adjusted for the design effect due to weighting, clustering, or other factors. Disclosure requirements for non-probability samples are different because the precision of estimates from such samples is a model-based measure (rather than the average deviation from the population value over all possible samples). Reports of non-probability samples will only provide measures of precision if they are accompanied by a detailed description of how the underlying model was specified, its assumptions validated and the measure(s) calculated. To avoid confusion,

- it is best to avoid using the term “margin of error” or “margin of sampling error” in conjunction with non-probability samples: **Design Effects/ Estimate of Sampling Error**
13. A description of how the weights were calculated, including the variables used and the sources of weighting parameters, if weighted estimates are reported: **NASIS Sample Weights**
  14. If the results reported are based on multiple samples or multiple modes, the preceding items will be disclosed for each: **Not applicable to project**
  15. Contact for obtaining more information about the study: **Questions**