

NASIS

Nebraska Annual Social Indicators Survey

NASIS 2019 Methodology Report Prepared October 2019



BOSR
Bureau of Sociological Research

Bureau of Sociological Research
Department of Sociology
PO Box 880325 • Lincoln, NE 68588-0325
402-472-3672 (local) • 800-480-4549 (toll free)
bosr@unl.edu • <http://bosr.unl.edu/NASIS>

2019 Nebraska Annual Social Indicators Survey

Bureau of Sociological Research
University of Nebraska-Lincoln

Project & Administrative Staff
Dr. Jolene Smyth, Director

Lindsey Witt-Swanson, Associate Director

Amanda Ganshert, Senior Project Manager

Kim Meiergerd, Senior Project Manager

Shanshan Deng, Project Manager II

Mekenzie Kerr, Project Manager II

Grace Stallworth, Project Manager I

Marissa Cardwell, Graduate Student Intern

Jessie Peter, Graduate Student Intern

Rachel Stenger, Graduate Student Intern

Robyn Benes, Project Associate

Jake Connelly, Project Associate

Sean Lamer, Project Associate

Isaiah Miller, Project Associate

Monica Yapp, Project Associate

Deb Predmore, Accounting Associate

Bernice Slagle, Office Assistant

Contents

Introduction3

Mode Selection.....3

Design and Item Selection.....3

Sampling Design4

Experimental Design Treatment4

Data Collection Process.....5

Response Rate.....5

Data-Entry Training, Supervision, and Quality Control5

Processing of Completed Surveys6

Data Cleaning.....6

NASIS Sample Weights6

Design Effects7

Questions7

Estimate of Sampling Error.....10

Appendices11

 Appendix A: Cover Letters and NASIS 2019 FAQ.....11

 First Mailing – Version 1 (UNL Logo).....11

 FAQ – Version 1 (UNL Logo).....13

 FAQ – Version 2 (New UN Logo)14

 Second Mailing – Version 1 (UNL Logo)15

 Second Mailing – Version 2 (New UN Logo)16

 Appendix B: Survey Instrument (Printed in black & white only)17

 Appendix C: NebrASKa Voices Enrollment Card.....29

 Appendix D: NebrASKa Voices FAQ30

 Appendix E: Reminder Postcard.....32

 Appendix F: County Codes (All begin with “31”)33

 Appendix G: NASIS 2019 Variables and Descriptions34

 Appendix H: AAPOR Transparency Initiative Immediate Disclosure Items44

NASIS 2019 METHODOLOGY REPORT

Introduction

This report presents a detailed account of the design and fielding of the 2019 Nebraska Annual Social Indicators Survey (NASIS). Users of the NASIS 2019 data will find it an important reference source for answers to questions about methodology.

The Nebraska Annual Social Indicators Survey was conceived as a vehicle both for producing current, topical information about Nebraskans (age 19 and older) and also for monitoring change in quality of life. As in earlier surveys, NASIS 2019 was a joint effort of the Department of Sociology at the University of Nebraska-Lincoln (UNL) and a variety of University and public agencies. While the final responsibility for the design and fielding of the survey rests with the Bureau of Sociological Research (BOSR), both the costs of the survey and its planning have been shared with the Department of Sociology at UNL as well as the researchers involved, which typically include several state agencies, private non-profit agencies, and other University departments. Additional information concerning who funded specific questions in NASIS 2019 can be obtained by contacting BOSR.

Mode Selection

Historically, NASIS was administered as a telephone interview with adults (age 19 and older) in households in Nebraska with a landline telephone. Due to rising costs associated with declining response rates for telephone surveys, the 2009-2010 NASIS was administered as a mail survey to Nebraska households. Each NASIS since, including NASIS 2019, has been administered as a mail survey as well. BOSR has used the mail mode in other survey projects, where it has been an efficient and cost-effective method of data collection.

Design and Item Selection

Each Nebraska Annual Social Indicators Survey is designed to meet the data needs of a diverse group of researchers including UNL faculty and state agencies. In order to meet these needs, the instrument involves multiple stages of development. First, a set of “core” questions is developed. The majority of core items is repeated each year and covers basic demographic information, quality-of-life topics, and general sociological indicators. The core items are intended both to maintain continuity with previous years of NASIS and to provide information on issues of current importance and interest.

The next step in the development of the instrument is to incorporate a second set of questions to meet the data needs of the agencies and organizations purchasing space on the current survey. Interested public agencies and faculty members initially submit questions to be included in the survey. Aside from the core questions, all of those submitting questions are “buyers” (i.e., they contribute toward the cost of the survey in proportion to their data needs). As the questions from each buyer, or client, are submitted, they are formatted to fit in a mail survey. NASIS provides a cost-effective vehicle for collecting information about Nebraskans as clients purchase only the space needed to administer their items and are provided the use of the core items as part of their participation in NASIS.

With the growing interests of clients, NASIS had reached its full capacity of an annual omnibus survey. In order to serve as many researchers as needed, keep respondent burden at a reasonable level, and reduce costs, in November 2017, BOSR administered a clients survey to its past and current NASIS clients as well as those who had expressed interest in this survey before in an effort to identify those core items which were less important to researchers as

potential candidate items to be trimmed from the core items pool. Based on the results of this web survey and internal reviews, core items were reduced in 2018. BOSR still offers researchers the option to add previous core items back into NASIS as needed as part of their purchased space.

After all client and core questions were developed, a draft mail survey was designed.

The 2019 mail survey consisted of the core items and clients' questions on a variety of issues of interest. One core item's response options (poli) were listed on the questionnaire incorrectly. This should be taken into account when analyzing trends with this question. A copy of the final, formatted mail survey can be found in Appendix B.

Sampling Design

In order to meet the research needs of several clients and increase the sample coverage, the sampling design of NASIS 2019 mail survey used a postal delivery sequence based sample of household addresses (ABS). The sample included addresses for individuals and households who have an address according to the US Postal Service. Advantages to this type of sampling design include the ability to mail to all sampled addresses as well as a very high coverage (98% for the United States (O'Muircheartaigh, 2012)). To maintain a probability sample, the adult (age 19 or older) in the household with the next birthday after July 1, 2019 was asked to complete the survey.

The sampling design for NASIS has adapted to changes in the survey field over time. Traditionally, the NASIS sample was drawn from a population of non-institutionalized persons in households with telephones who resided in the State of Nebraska during the survey period. Persons under 19 years of age, persons in custodial institutions, in group living quarters, on military bases or reservations, and transient visitors to the state were excluded from the sampling universe. Since its inception in 1977, NASIS used Random Digit Dialing (RDD) procedures to select survey respondents. In 2006, NASIS respondents were drawn from a directory-listed sample of telephone numbers - a change prompted by challenges in sampling related to the proliferation of cell-phone-only adults and increased costs of RDD on the scale of NASIS. In NASIS 2008-2009, the sample design consisted of three segments: (1) a traditional directory listed sample; (2) a sample of participants of the NASIS 2007 (i.e., panel); and (3) an oversample of four counties (Colfax, Dawson, Hall, and Scotts Bluff) in Nebraska with high proportions of Hispanic/Latino residents. In 2009-2010 and 2010-2011, the sampling design utilized was a directory listed address sample. An ABS sample has been used since NASIS 2011-2012.

The sample for NASIS 2019 was purchased from Dynata. A total of 4,800 cases were provided to BOSR by Dynata on July 3, 2019. These addresses were drawn throughout Nebraska with equal probability of selection. Known vacant addresses were excluded from the sampling frame. PO Boxes were only included in the sampling frame if those were the only delivery point for an address.

Experimental Design Treatment

BOSR added two experiments to NASIS 2019 survey to test the effect of how incentives are included in the mailing and the letterhead the cover letters. The first experiment tested the impact of if the \$1 incentive was paper clipped to the mailing materials (as is typically done) or if the \$1 incentive was inside of a colored envelope with the mailing materials. The colored envelope included the text "A small token of appreciation is enclosed to thank you for your help"

on the outside. The sample was divided into two groups, each receiving one treatment. Each treatment was also randomly assigned to receive one of the two experimental designs for the cover letter experiment. This experiment aimed to understand the differences in respondents when the cover letter had the new University of Nebraska letterhead on the mailing materials or if it had the previous University of Nebraska – Lincoln BOSR-specific letterhead. Past research shows that minor changes can influence response.

Additional information concerning the methodological experiments included in NASIS 2019 can be obtained by contacting BOSR.

Data Collection Process

Data were collected between July 17, 2019 and September 25, 2019. The initial survey packet was sent to all sampled addresses on July 17, 2019. In the past a few administrations, BOSR has sent out a future research card along with all other materials in order to give households the chance to be contacted for future research opportunities. In addition to the panelist enrollment card, a separate FAQ sheet which provided detailed answers to the most common concerns respondents are likely to have regarding joining this panel was included in each survey packet regardless of experimental condition. Those who agreed to become a member of the “NebrASKa Voices” panel for future studies were asked to return their completed card separately from the questionnaire using the small, postage-paid envelope BOSR provided or mail it back to BOSR.

Each survey packet contained a cover letter (Appendix A), a paper survey booklet (Appendix B), a panelist enrollment card with NebrASKa Voices FAQ sheet (Appendix C and D), a \$1 dollar bill incentive, and one large and one small postage-paid return envelope. The first survey packet was sent on July 17, 2019. The survey contained 106 questions in 12 pages. A reminder postcard (Appendix E) was sent to all non-responders in all treatment groups about one week after the group’s initial mailing (July 24, 2019). In addition to the reminder postcard, a second survey packet (contents discussed above omitting the incentive) was sent to all remaining non-responders on August 9, 2019. All materials were in English. A total of 1227 completed/partially completed surveys were received and processed by BOSR through September 25, 2019.

Response Rate

A total of 1227 adults returned the NASIS 2019 mail survey. The response rate of 27.4% was calculated using the American Association for Public Opinion Research’s (AAPOR) standard definition for Response Rate 2. Of the 4,800 addresses sampled, 6.7% (n=321) were determined to be ineligible (e.g., no such address; vacant), 2.0% (n=98) were undeliverable addresses with unknown eligibility. Refusals (e.g., blank survey returned; letter, phone call, or e-mail stating refusal to participate) and refused mail were obtained from 0.7% (n=35) of the sample.

Data-Entry Training, Supervision, and Quality Control

Data entry was completed by professional data-entry staff. Many of the data-entry workers had previous experience in data entry using Epi Info 6 on other mail survey projects. The data-entry staff was supervised by permanent BOSR project staff.

Data entry was completed in two steps. First, one data-entry worker would enter responses from a single survey. Second, another data-entry worker would re-key the survey and be alerted to any discrepancies with the first entry. Supervisory staff members were available to answer questions about discrepancies or illegible responses. The data-entry staff is paid by the hour,

not by the number of surveys entered. This method of payment is used so that we can ensure the high quality of the data collected by our staff.

Processing of Completed Surveys

The data were collected from July 17, 2019 to September 25, 2019. Completed surveys were returned by a total of 1227 respondents. As previously mentioned, surveys were data-entered using Epi Info 6 software with data saved on a networked file server. Each day, automatic backups were made of all directories containing information relevant to the survey. Some open-ended information, such as the county codes, were assigned numeric codes by the BOSR staff and also merged with the remainder of the data. The county codes are listed in Appendix F.

Data Cleaning

The data are recorded and stored on a secure server located within the Sociology Department at UNL. The Statistical Package for the Social Sciences (SPSS) software package was used to process and document the dataset. The first step in data cleaning was to run frequency distributions on each of the variables in the survey. The second step was to generate variable and value labels (attempts were made to match the variable names and values for core items that appeared in previous NASIS administration periods). The final step in data cleaning was to recode all open-ended “other” responses on core variables and check for out-of-range values on all survey items. Recoding was done to correct for the most obvious errors/inconsistencies in the data.

Since the data collected contains information specific to the topic, additional decisions related to cleaning and recoding of the data will be left to the client to ensure final data quality. It should be noted, too, that due to the nature of mail surveys, respondents do not always follow the instructions for skip patterns within the survey. Inconsistencies, which are common in mail surveys, will still exist in the data.

The cleaned, coded data were stored in an SPSS system file. A list of all variables in the archive file and the variable names used in the SPSS system file for each variable are included in Appendix G. Datasets for users involving subsets of items in the file were generated by selecting the appropriate items from this main file.

The most economical and flexible manner to use the NASIS data is by using the SPSS for Windows software program. It is also possible to produce a dataset for SAS, among other possible data formats. Any additional needs or questions concerning the NASIS dataset should be directed to the Bureau of Sociological Research.

NASIS Sample Weights

The data were weighted in three ways to account for the within household probability of selection, nonresponse, and population characteristics. First, data were weighted by the number of adults living in the household (Hwat) in order to adjust for within-household selection probability. Then, the data were weighted for nonresponse by state region (reg_wt). Please refer to Figure 1 for a description of the regions. Lastly, poststratification weights were applied based on age (age_grp4), gender (sex) and state region (reg_wt) in order for the data to more closely resemble the population. Tables 3 and 4 display 2010 Census population data and NASIS weighted and unweighted frequencies both with and without the design effect taken into account. The final weight in the dataset is called Pwate.

Design Effects

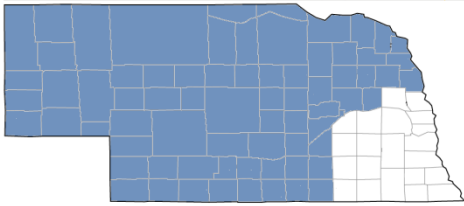
Since the NASIS 2019 used simple random sampling, there is no loss in precision due to the sampling design. The design effect due to weighting adjustments is 1.67, which represents the loss in statistical efficiency that results from unequal weights¹. Appropriate adjustments need to be incorporated into statistical tests when using NASIS 2019 data. See the Estimate of Sampling Error section for more information.

Questions

Any questions regarding this report or the data collected can be directed to the Bureau of Sociological Research at the University of Nebraska-Lincoln by calling (402) 472-3672 or by sending an e-mail to bosr@unl.edu.

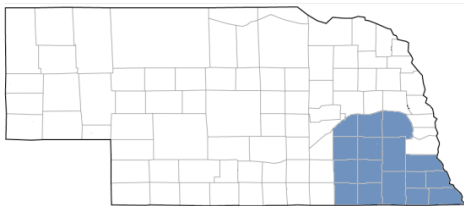
¹ The formula used is: $1 + cv^2(w) = \frac{n(\sum_1^n w_i^2)}{(\sum_1^n w_i)^2}$

Figure 1
Definitions of Regions



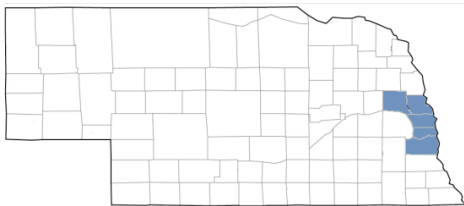
Central and West

Adams	Dundy	Loup
Antelope	Franklin	McPherson
Arthur	Frontier	Madison
Banner	Furnas	Merrick
Blaine	Garden	Morrill
Boone	Garfield	Nance
Box Butte	Gosper	Nuckolls
Boyd	Grant	Perkins
Brown	Greeley	Phelps
Buffalo	Hall	Pierce
Burt	Hamilton	Platte
Cedar	Harlan	Red Willow
Chase	Hayes	Rock
Cherry	Hitchcock	Scotts Bluff
Cheyenne	Holt	Sheridan
Clay	Hooker	Sherman
Colfax	Howard	Sioux
Cuming	Kearney	Stanton
Custer	Keith	Thomas
Dakota	Keya Paha	Thurston
Dawes	Kimball	Valley
Dawson	Knox	Wayne
Deuel	Lincoln	Webster
Dixon	Logan	



Southeast

Butler	Nemaha	Saline
Fillmore	Otoe	Saunders
Gage	Pawnee	Seward
Jefferson	Polk	Thayer
Johnson	Richardson	York
Lancaster		



Midland

Cass
Dodge
Douglas
Sarpy
Washington

TABLE 1
REPRESENTATIVENESS OF NASIS 2019 SAMPLE BY REGION OF STATE
(Percentage Distribution by Region)

REGION	BASED ON 2010 CENSUS ESTIMATES	NASIS, UNWEIGHTED	NASIS, WEIGHTED BY PWATE
Central and West	34.2%	32.7%	34.2%
Midland (Omaha Area)	40.8%	40.4%	40.8%
Southeast	25.0%	26.9%	25.0%
TOTAL	100%	100%	100%

TABLE 2
REPRESENTATIVENESS OF NASIS 2019 SAMPLE BY AGE AND SEX
(Percentage Distribution in Age and Sex Categories)

CATEGORY	BASED ON 2010 CENSUS ESTIMATE	NASIS, UNWEIGHTED	NASIS, WEIGHTED BY PWATE
AGE:			
19 – 54	65.7%	35.9%	65.7%
55-69	21.0%	37.7%	21.0%
70+	13.3%	26.3%	13.3%
SEX:			
Males	49.1%	41.6%	49.1%
Females	50.9%	58.4%	50.9%
TOTAL	100%	100%	100%

Estimate of Sampling Error

The NASIS 2019 sample is a simple random sample of households in the state. Because the data were weighted to account for within household selection, nonresponse, and population characteristics, the estimates of the sampling error are not straightforward. Table 3 presents margins of sampling error for some of the most likely sample sizes *not* taking the design effect from weighting into account. Exact margins of error for alternative specifications of sample size and reported percentages can be easily computed by using the following formula for the 95% confidence level:

$$\text{Margin of error} = 1.96 * \text{square root } (p(1-p)/n)$$

p = the expected proportion selecting the answer
n = number of responses

**TABLE 3
APPROXIMATE MARGINS OF ERROR OF PERCENTAGES BY SELECTED SAMPLE SIZE
NOT ACCOUNTING FOR DESIGN EFFECT (Expressed in Percentages)***

Reported Percentage	Full Sample* n=1227	75% Sample n=920	50% Sample n=613	33.3% Sample n=409	25% Sample n=306	10% Sample n=122
50	2.80%	3.23%	3.96%	4.85%	5.60%	8.87%
40 or 60	2.74%	3.17%	3.88%	4.75%	5.49%	8.69%
30 or 70	2.56%	2.96%	3.63%	4.44%	5.13%	8.13%
20 or 80	2.24%	2.58%	3.17%	3.88%	4.48%	7.10%
10 or 90	1.68%	1.94%	2.37%	2.91%	3.36%	5.32%
5 or 95	1.22%	1.41%	1.73%	2.11%	2.44%	3.87%

When accounting for design effects due to weighting, the adjusted sampling error will be increased as is shown when comparing Table 3 to Table 4 where the design effect is incorporated:

$$\text{Margin of error} = \text{square root } (deff) * 1.96 * \text{square root } (p(1-p)/n)$$

deff = design effects
p = the expected proportion selecting the answer
n = number of responses

**TABLE 4
APPROXIMATE MARGINS OF ERROR OF PERCENTAGES BY SELECTED SAMPLE SIZE
ACCOUNTING FOR THE DESIGN EFFECT (Expressed in Percentages)***

Reported Percentage	Full Sample* n=1227	75% Sample n=920	50% Sample n=613	33.3% Sample n=409	25% Sample n=306	10% Sample n=122
50	3.61%	4.17%	5.11%	6.26%	7.24%	11.46%
40 or 60	3.54%	4.09%	5.01%	6.13%	7.09%	11.23%
30 or 70	3.31%	3.82%	4.69%	5.74%	6.63%	10.50%
20 or 80	2.89%	3.34%	4.09%	5.01%	5.79%	9.17%
10 or 90	2.17%	2.50%	3.07%	3.76%	4.34%	6.88%
5 or 95	1.58%	1.82%	2.23%	2.73%	3.15%	5.00%

* 95% confidence interval states that in 95 out of 100 samples drawn using the same sample size and design, the interval will contain the population value.

Appendices
Appendix A: Cover Letters and NASIS 2019 FAQ
First Mailing – Version 1 (UNL Logo)



BUREAU OF SOCIOLOGICAL RESEARCH

Department of Sociology
907 ~~Oldfather~~ Hall
P.O. Box 880325
Lincoln, NE 68588-0325
(402) 472-3672
FAX (402) 472-4568
1-800-480-4549
Email: bosr@unl.edu

DATE

[City] Resident
«Street» «Apt»
«City», «STATE_ABBR» «ZIP»-«ZIP4»

Dear [City] Resident,

We are sending you a survey called the Nebraska Annual Social Indicators Survey, also called the NASIS. The questions on this survey come from multiple researchers and cover a variety of topics. The researchers have pooled their limited resources to be able to do this survey. NASIS results are used by these and other researchers, non-profits, and state agencies. They are also used for student training and for student research papers.

This effort can only be successful with your help. We need **the adult (age 19 or over) from your household who has the next birthday after July 1, 2019** to do the survey.

More information about the survey can be found on the enclosed sheet.

Sincerely,

Lindsey Witt-Swanson
Assistant Director
Bureau of Sociological Research
University of Nebraska-Lincoln

907 ~~Oldfather~~ Hall / P.O. Box 880325 / Lincoln, NE 68588-0325 / (402)472-3672 / 1-800-480-4549 / bosr@unl.edu

«ID»

First Mailing – Version 2 (New UN Logo)



DATE|

[City] Resident
«Street» «Apt»
«City», «STATE_ABBR» «ZIP»-«ZIP4»

Dear [City] Resident,

We are sending you a survey called the Nebraska Annual Social Indicators Survey, also called the NASIS. The questions on this survey come from multiple researchers and cover a variety of topics. The researchers have pooled their limited resources to be able to do this survey. NASIS results are used by these and other researchers, non-profits, and state agencies. They are also used for student training and for student research papers.

This effort can only be successful with your help. We need **the adult (age 19 or over) from your household who has the next birthday after July 1, 2019** to do the survey.

More information about the survey can be found on the enclosed sheet.

Sincerely,

A handwritten signature in blue ink that reads "Lindsey Witt-Swanson".

Lindsey Witt-Swanson
Assistant Director
Bureau of Sociological Research
University of Nebraska-Lincoln

The logo for the University of Nebraska Lincoln, featuring the word "Nebraska" in a large, serif font with "UNIVERSITY OF" in smaller text above it and "Lincoln" in a smaller, red serif font below it.
Bureau of Sociological Research
907 Oldfather Hall | P.O. Box 880325 | Lincoln, NE 68588-0325 | 402.472.3672 | 1.800.480.4549 | bosr@unl.edu
unl.edu

ID



Nebraska Annual Social Indicators Survey (NASIS) Information

Why did this survey come to my house? We sent the survey to a small number of randomly chosen Nebraska addresses. Answers from these households will represent the entire state.

Who should do the survey? The adult age 19 or older in your household who has the next birthday after July 1, 2019. This helps the survey represent all Nebraskans.

What should this person do? Answer the questions and return the survey in the return envelope. The survey takes around 15 minutes.

Who is asking these questions? Researchers at the UNL Sociology Department, UNL College of Journalism and Mass Communications, UNL School of Natural Resources, NET, 4-H Nebraska, and Nebraska Department of Health and Human Services have pooled their resources to do this survey. This uses limited resources more responsibly and reduces the number of surveys people are asked to do.

Has this study been approved by the University? Yes. The UNL Institutional Review Board approved the survey. (IRB# 20160816236FB).

Is this voluntary? Yes.

Will my answers be kept confidential? Yes. Your answers will be combined with other people's answers in all reports, papers, presentations, and other analyses so nobody can tell who gave which answers. No identifying information will be reported. Thus, there are no known risks to participating.

Who uses this information? The primary users are the researchers who came together to do the survey. We will also share the survey data and analyses with other researchers, state government employees, non-profit organizations, or media. Instructors use the data to teach students, and students use it for research.

Who do I contact if I have questions about the survey? The Bureau of Sociological Research (1-800-480-4549 or email bosr@unl.edu).

Who do I contact if I have questions about my rights as a research participant? The UNL Institutional Review Board. 402-472-6965.

What is the future research card? This card gives you the chance to be contacted for future research opportunities. You can complete this survey whether or not you decide to return the future research card.

907 Oldfather Hall / P.O. Box 880325 / Lincoln, NE 68588-0325 / (402)472-3672 / 1-800-480-4549 / bosr@unl.edu



|
Nebraska Annual Social Indicators Survey (NASIS) Information

Why did this survey come to my house? We sent the survey to a small number of randomly chosen Nebraska addresses. Answers from these households will represent the entire state.

Who should do the survey? The adult age 19 or older in your household who has the next birthday after July 1, 2019. This helps the survey represent all Nebraskans.

What should this person do? Answer the questions and return the survey in the return envelope. The survey takes around 15 minutes.

Who is asking these questions? Researchers at the UNL Sociology Department, UNL College of Journalism and Mass Communications, UNL School of Natural Resources, NET, 4-H Nebraska, and Nebraska Department of Health and Human Services have pooled their resources to do this survey. This uses limited resources more responsibly and reduces the number of surveys people are asked to do.

Has this study been approved by the University? Yes. The UNL Institutional Review Board approved the survey. (IRB# 20160816236FB).

Is this voluntary? Yes.

Will my answers be kept confidential? Yes. Your answers will be combined with other people's answers in all reports, papers, presentations, and other analyses so nobody can tell who gave which answers. No identifying information will be reported. Thus, there are no known risks to participating.

Who uses this information? The primary users are the researchers who came together to do the survey. We will also share the survey data and analyses with other researchers, state government employees, non-profit organizations, or media. Instructors use the data to teach students, and students use it for research.

Who do I contact if I have questions about the survey? The Bureau of Sociological Research (1-800-480-4549 or email bosr@unl.edu).

Who do I contact if I have questions about my rights as a research participant? The UNL Institutional Review Board. 402-472-6965.

What is the future research card? This card gives you the chance to be contacted for future research opportunities. You can complete this survey whether or not you decide to return the future research card.



Bureau of Sociological Research
907 Oldfather Hall | P.O. Box 880325 | Lincoln, NE 68588-0325 | 402.472.3672 | 1.800.480.4549 | bosr@unl.edu
unl.edu



Nebraska Annual Social Indicators Survey (NASIS) Information

Why did this survey come to my house? We sent the survey to a small number of randomly chosen Nebraska addresses. Answers from these households will represent the entire state.

Who should do the survey? The adult age 19 or older in your household who has the next birthday after July 1, 2019. This helps the survey represent all Nebraskans.

What should this person do? Answer the questions and return the survey in the return envelope. The survey takes around 15 minutes.

Who is asking these questions? Researchers at the UNL Sociology Department, UNL College of Journalism and Mass Communications, UNL School of Natural Resources, NET, 4-H Nebraska, and Nebraska Department of Health and Human Services have pooled their resources to do this survey. This uses limited resources more responsibly and reduces the number of surveys people are asked to do.

Has this study been approved by the University? Yes. The UNL Institutional Review Board approved the survey. (IRB# 20160816236FB).

Is this voluntary? Yes.

Will my answers be kept confidential? Yes. Your answers will be combined with other people's answers in all reports, papers, presentations, and other analyses so nobody can tell who gave which answers. No identifying information will be reported. Thus, there are no known risks to participating.

Who uses this information? The primary users are the researchers who came together to do the survey. We will also share the survey data and analyses with other researchers, state government employees, non-profit organizations, or media. Instructors use the data to teach students, and students use it for research.

Who do I contact if I have questions about the survey? The Bureau of Sociological Research (1-800-480-4549 or email bosr@unl.edu).

Who do I contact if I have questions about my rights as a research participant? The UNL Institutional Review Board. 402-472-6965.

What is the future research card? This card gives you the chance to be contacted for future research opportunities. You can complete this survey whether or not you decide to return the future research card.

907 Oldfather Hall / P.O. Box 880325 / Lincoln, NE 68588-0325 / (402)472-3672 / 1-800-480-4549 / bosr@unl.edu



Nebraska Annual Social Indicators Survey (NASIS) Information

Why did this survey come to my house? We sent the survey to a small number of randomly chosen Nebraska addresses. Answers from these households will represent the entire state.

Who should do the survey? The adult age 19 or older in your household who has the next birthday after July 1, 2019. This helps the survey represent all Nebraskans.

What should this person do? Answer the questions and return the survey in the return envelope. The survey takes around 15 minutes.

Who is asking these questions? Researchers at the UNL Sociology Department, UNL College of Journalism and Mass Communications, UNL School of Natural Resources, NET, 4-H Nebraska, and Nebraska Department of Health and Human Services have pooled their resources to do this survey. This uses limited resources more responsibly and reduces the number of surveys people are asked to do.

Has this study been approved by the University? Yes. The UNL Institutional Review Board approved the survey. (IRB# 20160816236FB).

Is this voluntary? Yes.

Will my answers be kept confidential? Yes. Your answers will be combined with other people's answers in all reports, papers, presentations, and other analyses so nobody can tell who gave which answers. No identifying information will be reported. Thus, there are no known risks to participating.

Who uses this information? The primary users are the researchers who came together to do the survey. We will also share the survey data and analyses with other researchers, state government employees, non-profit organizations, or media. Instructors use the data to teach students, and students use it for research.

Who do I contact if I have questions about the survey? The Bureau of Sociological Research (1-800-480-4549 or email bosr@unl.edu).

Who do I contact if I have questions about my rights as a research participant? The UNL Institutional Review Board. 402-472-6965.

What is the future research card? This card gives you the chance to be contacted for future research opportunities. You can complete this survey whether or not you decide to return the future research card.



Bureau of Sociological Research
907 Oldfather Hall | P.O. Box 880325 | Lincoln, NE 68588-0325 | 402.472.3672 | 1.800.480.4549 | bosr@unl.edu
unl.edu

NASIS

Nebraska Annual Social Indicators Survey

Bureau of Sociological Research
University of Nebraska-Lincoln



*We need your help to learn about how
Nebraskans think, feel, and live.*

*Researchers from the University of Nebraska and
across the state are counting on your help to learn about a variety of issues.
Your responses will help shape program and policy development
in Nebraska now and into the future.*

Life In Nebraska

1. Overall, how satisfied or dissatisfied are you with living in Nebraska?
 - Very satisfied
 - Somewhat satisfied
 - Neutral
 - Somewhat dissatisfied
 - Very dissatisfied
2. All in all, do you think things in Nebraska are generally headed in the right direction or the wrong direction?
 - Right direction
 - Wrong direction
 - Unsure
3. All in all, do you think things in the country as a whole are generally headed in the right direction or the wrong direction?
 - Right direction
 - Wrong direction
 - Unsure
4. How do you feel about the decision to expand Medicaid eligibility in Nebraska?
 - Strongly support
 - Somewhat support
 - Neither support nor oppose
 - Somewhat oppose
 - Strongly oppose

News and Public Media

5. How much do you trust or distrust the local and statewide news reported by your local Nebraska news media (newspaper, radio station, television station)?
 - Strongly trust
 - Somewhat trust
 - Neither trust nor distrust
 - Somewhat distrust
 - Strongly distrust

6. How much do you trust or distrust the news reported by national news media?
 - Strongly trust
 - Somewhat trust
 - Neither trust nor distrust
 - Somewhat distrust
 - Strongly distrust
7. In an average week, how many hours do you spend listening to, watching, and/or engaging with public media (e.g., NPR, PBS)? If you are unsure, make your best guess.
 - 0 hours a week
 - 1-5 hours a week
 - 6-11 hours a week
 - 12-17 hours a week
 - 18-25 hours a week
 - 25+ hours a week
8. NET, Nebraska's PBS and NPR stations, is considering changing its name. From the list below, please select the ONE name that best fits what you know about the network.
 - NET
 - Nebraska PBS and NPR
 - Nebraska Public Media
 - Something else, specify:
 - I don't like any of these
9. In the past 12 months, have you ever listened to any programming on NET, Nebraska's NPR station?
 - Yes
 - No → Go to #11
10. In the past 12 months, what radio programming did you listen to on NET, Nebraska's NPR station?
11. In the past 12 months, have you ever watched any programming on NET, Nebraska's PBS station?
 - Yes
 - No → Go to #13
12. In the past 12 months, what television programming did you watch on NET, Nebraska's PBS station?

13. In your opinion, how important is it to fund public media in Nebraska?

- Very important
- Somewhat important
- Not very important
- Not at all important

14. In your opinion, how important is it for individuals to donate to public media in Nebraska?

- Very important
- Somewhat important
- Not very important
- Not at all important

15. What one word best describes NET, Nebraska's PBS and NPR Stations?

Health, Medicaid, and Health Care

16. How often do you need to have someone help you when you read instructions, pamphlets, or other written material from your doctor or pharmacy?

- Never
- Rarely
- Sometimes
- Often
- Always

17. When you talk to a doctor or nurse, how often do you make sure they explain anything that you do not understand?

- Never
- Rarely
- Sometimes
- Often
- Always

18. Within the last 12 months have you taken action to do something about a health issue that affects your community?

- Yes
- No

19. Overall, do you feel that you get the health care that you and your family needs?

- Yes
- No

20. Do each of the following limit health care for you and your family?

	Yes	No
a. Lack of local access to primary care physicians	<input type="radio"/>	<input type="radio"/>
b. Lack of local access to hospitals and clinics	<input type="radio"/>	<input type="radio"/>
c. Inadequate coverage of health care insurance	<input type="radio"/>	<input type="radio"/>
d. High costs of medical co-pays on insurance	<input type="radio"/>	<input type="radio"/>
e. Lack of adequate dental insurance	<input type="radio"/>	<input type="radio"/>
f. Lack of adequate vision insurance	<input type="radio"/>	<input type="radio"/>

21. In the past 12 months, have you been the primary caregiver for each of the following?

	Yes	No
a. A child under the age of 5	<input type="radio"/>	<input type="radio"/>
b. A child under the age of 18 with one or more physical or intellectual disability	<input type="radio"/>	<input type="radio"/>
c. A parent or other relative who is no longer able to live alone	<input type="radio"/>	<input type="radio"/>
d. An adult over the age of 18 with one or more physical or intellectual disability	<input type="radio"/>	<input type="radio"/>

22. Which of the following is the primary health care insurance for you and your family?

- Employer-sponsored health insurance
- Self-paid insurance coverage (e.g., private insurance, ACA/Obamacare plan)
- Government-sponsored health insurance (e.g., Medicare, Medicaid)
- No health care insurance

23. In the past 12 months, have you felt that a doctor, or other health care provider have judged you unfairly or treated you disrespectfully?

- Yes
- No

24. At your most recent health care visit, did your health care provider ask you about any history of sexual assault, sexual abuse, or intimate partner violence?

- Yes
- No

25. Do you favor or oppose laws to protect women's access to safe and legal abortion?

- Favor
- Oppose

26. Do you have enough paid leave (e.g. sick leave, vacation leave, etc.) to take care of your own health needs?

- Yes
- No

27. Do you have enough paid leave (e.g. sick leave, vacation leave, etc.) to take care of your family's health needs?

- Yes
- No
- I do not have family to take care of

28. In the past 12 months, did you see a health care provider for each of the following?

	Yes	No
a. An annual gynecological exam	<input type="radio"/>	<input type="radio"/>
b. A visit for birth control or contraception	<input type="radio"/>	<input type="radio"/>
c. A visit for other women's health care services (including pregnancy-related care, breast exams, etc.)	<input type="radio"/>	<input type="radio"/>
d. A test for sexually transmitted infections (STI or STD)	<input type="radio"/>	<input type="radio"/>
e. A general health exam (such as a "physical" or "annual" exam)	<input type="radio"/>	<input type="radio"/>
f. A medical visit because you were sick or had a specific health issue	<input type="radio"/>	<input type="radio"/>

Nebraskans in November 2018 voted to expand Medicaid to provide healthcare to people ages 19 to 64 who have annual income up to \$16,753 for individuals or up to \$34,638 for a family of four. The federal government will pay 90 percent of the expansion cost. The expansion plan has two levels – basic and prime. Basic will include physician and hospital services and certain prescription drugs. Prime will include basic as well as coverage for dental, vision and over-the-counter drugs. After the first year, prime recipients must work or look for work, or be in college or an apprenticeship, or volunteer for a public charity, or be a caretaker for a relative.

29. After reading the background information, how do you feel about Nebraska Medicaid expansion?

- Strongly support
- Somewhat support
- Neither support nor oppose
- Somewhat oppose
- Strongly oppose

30. Please briefly describe the main reason why you feel the way you do about Nebraska Medicaid expansion?

31. Please indicate how much you agree or disagree with the following statements.

	Strongly agree	Agree	Neutral	Disagree	Strongly disagree
a. My physical well-being depends on how well I take care of myself.	<input type="radio"/>	<input type="radio"/>	<input type="radio"/>	<input type="radio"/>	<input type="radio"/>
b. Other people play a big part in whether I stay healthy or become sick.	<input type="radio"/>	<input type="radio"/>	<input type="radio"/>	<input type="radio"/>	<input type="radio"/>
c. My physical well-being depends on whether I have access to resources like good housing, a job, and health insurance.	<input type="radio"/>	<input type="radio"/>	<input type="radio"/>	<input type="radio"/>	<input type="radio"/>
d. State and local policies help Nebraskans live more healthy and fulfilling lives.	<input type="radio"/>	<input type="radio"/>	<input type="radio"/>	<input type="radio"/>	<input type="radio"/>
e. Access to health care is a fundamental human right.	<input type="radio"/>	<input type="radio"/>	<input type="radio"/>	<input type="radio"/>	<input type="radio"/>

Alcohol Opinions

32. Please indicate for each of the following if you think it is very wrong, wrong, a little wrong, or not at all wrong for:

	Very wrong	Wrong	A little wrong	Not at all wrong
a. Individuals under the age of 18 to have one or two drinks.	<input type="radio"/>	<input type="radio"/>	<input type="radio"/>	<input type="radio"/>
b. Individuals under the age of 18 to have 5 or more drinks at one setting.	<input type="radio"/>	<input type="radio"/>	<input type="radio"/>	<input type="radio"/>
c. Individuals 18-20 years old to have one or two drinks.	<input type="radio"/>	<input type="radio"/>	<input type="radio"/>	<input type="radio"/>
d. Individuals 18-20 years old to have 5 or more drinks at one setting.	<input type="radio"/>	<input type="radio"/>	<input type="radio"/>	<input type="radio"/>
e. Individuals 21 and older to provide alcohol for people under 21 years old.	<input type="radio"/>	<input type="radio"/>	<input type="radio"/>	<input type="radio"/>
f. Individuals under the age of 18 to use marijuana or cannabis.	<input type="radio"/>	<input type="radio"/>	<input type="radio"/>	<input type="radio"/>
g. Individuals 18-20 years old to use marijuana or cannabis.	<input type="radio"/>	<input type="radio"/>	<input type="radio"/>	<input type="radio"/>
h. Individuals 21 and older to use marijuana or cannabis.	<input type="radio"/>	<input type="radio"/>	<input type="radio"/>	<input type="radio"/>

33. How wrong would most adults (over 21) in your community, or the area around where you live, think it is for individuals under the age of 21 to drink alcohol?

- Very wrong
 Wrong
 A little wrong
 Not at all wrong

34. During the past 12 months, do you recall hearing, reading, or watching an advertisement about the prevention of substance abuse?

- Yes
 No → Go to #36

35. Were the advertisements about each of the following substances?

	Yes	No
a. Alcohol	<input type="radio"/>	<input type="radio"/>
b. Tobacco	<input type="radio"/>	<input type="radio"/>
c. Marijuana	<input type="radio"/>	<input type="radio"/>
d. Prescription pain killers	<input type="radio"/>	<input type="radio"/>
e. Other drugs	<input type="radio"/>	<input type="radio"/>

36. How much do you think people risk harming themselves physically or in other ways if they have 5 or more drinks of an alcoholic beverage once or twice a week?

- Great risk
 Moderate risk
 Slight risk
 No risk

37. During the past 12 months, have you allowed individuals under the age of 21 to drink alcohol on your property (home, barn, garage, etc.)?

- Yes
 No

38. In general, how supportive are you of additional taxes on alcohol purchases?

- Very supportive
 Somewhat supportive
 Not very supportive
 Not at all supportive
 Don't know

39. How much do you think people risk harming themselves physically or in other ways if they use marijuana or cannabis once or twice a week?

- Great risk
 Moderate risk
 Slight risk
 No risk

40. Are you the parent or guardian of a 9-20 year old?

- Yes
 No → Go to #43

41. During the past 12 months, have you talked with your child about the following substances?

	Yes	No
a. Alcohol	<input type="radio"/>	<input type="radio"/>
b. Tobacco	<input type="radio"/>	<input type="radio"/>
c. Marijuana	<input type="radio"/>	<input type="radio"/>
d. Prescription pain killers	<input type="radio"/>	<input type="radio"/>
e. Other drugs	<input type="radio"/>	<input type="radio"/>

42. During the past 12 months, have you provided alcohol to any of your children under the age of 21? Do not include sips for religious purposes.

- Yes
- No

43. One drink is equivalent to a 12-ounce beer, a 5-ounce glass of wine, or a drink with one shot of liquor. During the past 30 days, on the days when you drank, about how many drinks did you drink on the average?

Number of drinks

- No drinks in the past 30 days

44. During the past 30 days, on how many days did you use marijuana or cannabis?

Number of days

- Did not use marijuana or cannabis in the past 30 days

Climate Change

45. Do you think climate change is happening?

- Yes
- No
- Not sure

46. Do you think that climate change is mostly caused by human activity?

- Yes
- No
- Not sure

47. How important is the issue of climate change to you personally?

- Extremely important
- Somewhat important
- A little important
- Not important at all

48. How worried are you about climate change?

- Very worried
- Somewhat worried
- A little worried
- Not worried at all

49. How serious do you think the potential impact of climate change is on Nebraska – its crops, livestock, and water supply?

- Very serious
- Somewhat serious
- A little serious
- Not serious at all

50. Is there a connection between climate change and the recent severe flooding in Nebraska?

- Yes
- No
- Not sure

51. Nebraska is amongst the states with most river miles. Do you think climate change has the potential to make severe flooding a regular occurrence in Nebraska?

- Yes
- No
- Not sure

52. How concerned are you that increased flooding and prolonged droughts and heat waves could have a profound effect on Nebraska's agriculture?

- Very concerned
- Somewhat concerned
- A little concerned
- Not concerned at all

53. From where do you get most of your information about the environment?

- Newspapers
- Network television
- Cable television
- Radio
- Internet
- Friends and family

54. Would you favor policies that move away from burning fossil fuels (coal, gas, oil) and move towards renewables (wind and solar)?

- Yes
- No
- Not sure

Water Management

55. Here are some statements about water management in Nebraska. Please indicate your level of agreement or disagreement with each of the statements below.

	Strongly agree	Agree	Neither agree nor disagree	Disagree	Strongly disagree	Unknown
a. Rights to use water are well defined in Nebraska.	<input type="radio"/>	<input type="radio"/>	<input type="radio"/>	<input type="radio"/>	<input type="radio"/>	<input type="radio"/>
b. The benefits of using water resources outweigh the costs of developing, managing, and using that resource.	<input type="radio"/>	<input type="radio"/>	<input type="radio"/>	<input type="radio"/>	<input type="radio"/>	<input type="radio"/>
c. Citizens are able to influence regulations put in place to manage Nebraska water resources.	<input type="radio"/>	<input type="radio"/>	<input type="radio"/>	<input type="radio"/>	<input type="radio"/>	<input type="radio"/>
d. Overall, there are adequate systems in place to monitor people's use of water.	<input type="radio"/>	<input type="radio"/>	<input type="radio"/>	<input type="radio"/>	<input type="radio"/>	<input type="radio"/>
e. Penalties enforced for failing to abide by water use regulations are sufficient.	<input type="radio"/>	<input type="radio"/>	<input type="radio"/>	<input type="radio"/>	<input type="radio"/>	<input type="radio"/>
f. There are adequate mechanisms in place to resolve local water conflicts.	<input type="radio"/>	<input type="radio"/>	<input type="radio"/>	<input type="radio"/>	<input type="radio"/>	<input type="radio"/>
g. Local management plays a large role in how water is managed within Nebraska.	<input type="radio"/>	<input type="radio"/>	<input type="radio"/>	<input type="radio"/>	<input type="radio"/>	<input type="radio"/>
h. State and local water management activities are well integrated.	<input type="radio"/>	<input type="radio"/>	<input type="radio"/>	<input type="radio"/>	<input type="radio"/>	<input type="radio"/>
i. There is excellent leadership in Nebraska when it comes to making decisions about how water is managed.	<input type="radio"/>	<input type="radio"/>	<input type="radio"/>	<input type="radio"/>	<input type="radio"/>	<input type="radio"/>
j. Sufficient data and information exist for state and local agencies to successfully manage water resources.	<input type="radio"/>	<input type="radio"/>	<input type="radio"/>	<input type="radio"/>	<input type="radio"/>	<input type="radio"/>
k. Nebraska's water management system is flexible, able to account for local concerns and changing hydrologic conditions.	<input type="radio"/>	<input type="radio"/>	<input type="radio"/>	<input type="radio"/>	<input type="radio"/>	<input type="radio"/>
l. There is a high level of trust between water users and water management agencies in Nebraska.	<input type="radio"/>	<input type="radio"/>	<input type="radio"/>	<input type="radio"/>	<input type="radio"/>	<input type="radio"/>
m. There is adequate funding for state and local agencies to manage water resources.	<input type="radio"/>	<input type="radio"/>	<input type="radio"/>	<input type="radio"/>	<input type="radio"/>	<input type="radio"/>
n. All water users are treated equitably in Nebraska.	<input type="radio"/>	<input type="radio"/>	<input type="radio"/>	<input type="radio"/>	<input type="radio"/>	<input type="radio"/>
o. Water management in Nebraska is proactive.	<input type="radio"/>	<input type="radio"/>	<input type="radio"/>	<input type="radio"/>	<input type="radio"/>	<input type="radio"/>
p. Nebraska needs people who can reach across organizational boundaries to build collaborative relationships in order to better manage complex water problems.	<input type="radio"/>	<input type="radio"/>	<input type="radio"/>	<input type="radio"/>	<input type="radio"/>	<input type="radio"/>

Immigration

56. Compared to 10 years ago, do you think there are more immigrants in your community now, about the same, or fewer?

- More
- About the same
- Fewer

57. How much do you think the number of immigrants from foreign countries coming to live in your community should increase or decrease?

- Increase a lot
- Increase a little
- Stay the same as it is now
- Decrease a little
- Decrease a lot

58. Thinking about the immigrant population in your state, would you describe Nebraska policies as favorable or unfavorable towards immigrants?

- Favorable
- Unfavorable

59. Some people have said that there seems to be a lot of anti-immigrant, and even anti-Hispanic, sentiments, policies, and attitudes surfacing in recent years. Other people have said that no such anti-immigrant/anti-Hispanic environment exists. How do you feel?

- Definitely anti-immigrant/anti-Hispanic environment
- Somewhat anti-immigrant/anti-Hispanic environment
- No such environment exists →Go to #61

60. Would you say that this environment today is mostly anti-immigrant, mostly anti-Hispanic, or is it hostile to both immigrants and all Hispanics, no matter what their immigration status is?

- Mostly anti-immigrant
- Mostly anti-Hispanic
- Both anti-immigrant and anti-Hispanic

61. To what extent do you agree or disagree with the following statements?

	Strongly agree	Somewhat agree	Neither agree nor disagree	Somewhat disagree	Strongly disagree
a. Immigrants from Mexico and Central America have been good for Nebraska.	<input type="radio"/>	<input type="radio"/>	<input type="radio"/>	<input type="radio"/>	<input type="radio"/>
b. Refugees (e.g. from Somalia, Sudan, Vietnam, or Iraq) have been good for Nebraska.	<input type="radio"/>	<input type="radio"/>	<input type="radio"/>	<input type="radio"/>	<input type="radio"/>
c. Citizenship should be available to undocumented immigrants who were brought here as children under the age of 16 and have been living in the US for 5 years.	<input type="radio"/>	<input type="radio"/>	<input type="radio"/>	<input type="radio"/>	<input type="radio"/>
d. Citizenship should be available to undocumented immigrants who have been working and paying taxes for 5 years or more.	<input type="radio"/>	<input type="radio"/>	<input type="radio"/>	<input type="radio"/>	<input type="radio"/>
e. The government should tighten the borders to prevent unauthorized immigration.	<input type="radio"/>	<input type="radio"/>	<input type="radio"/>	<input type="radio"/>	<input type="radio"/>
f. Businesses that employ undocumented workers should be penalized.	<input type="radio"/>	<input type="radio"/>	<input type="radio"/>	<input type="radio"/>	<input type="radio"/>

62. If there were an increase of immigrants in your community, how likely or unlikely would each of the following results be?

	Very likely	Somewhat likely	Neither likely nor unlikely	Somewhat unlikely	Very unlikely
a. Higher economic growth	<input type="radio"/>	<input type="radio"/>	<input type="radio"/>	<input type="radio"/>	<input type="radio"/>
b. People born in my community losing their jobs	<input type="radio"/>	<input type="radio"/>	<input type="radio"/>	<input type="radio"/>	<input type="radio"/>
c. Higher crime rates	<input type="radio"/>	<input type="radio"/>	<input type="radio"/>	<input type="radio"/>	<input type="radio"/>
d. Making my community more open to new ideas and cultures	<input type="radio"/>	<input type="radio"/>	<input type="radio"/>	<input type="radio"/>	<input type="radio"/>

4-H, Youth and Community

For the next set of questions, please think about the young people (ages 8-19) who live in your community.

63. Overall, how committed are young people in your community to making positive community contributions?

- Very committed
- Somewhat committed
- Slightly committed
- Not at all committed
- Don't know

64. Overall, how committed are young people in your community to creating positive futures for themselves?

- Very committed
- Somewhat committed
- Slightly committed
- Not at all committed
- Don't know

65. How many young people in your community have positive role models in their lives?

- A great deal
- Some
- Few
- Very few
- Don't know

66. How would you describe the opportunities for positive community involvement available to young people in your community?

- Very adequate opportunities
- Somewhat adequate opportunities
- Somewhat inadequate opportunities
- Very inadequate opportunities
- Don't know

67. How many young people in your community participate in positive community involvement?

- A great deal
- Some
- Few
- Very few
- Don't know

68. How familiar or unfamiliar are you with your local 4-H program?

- Very familiar
- Somewhat familiar
- Somewhat unfamiliar
- Very unfamiliar

69. How involved is your local 4-H program in partnerships with other youth programs and educational services in your community?

- Very involved
- Somewhat involved
- Not very involved
- Not at all involved
- Don't know

70. How valuable do you believe the 4-H program is for young people in your community?

- Very valuable
- Somewhat valuable
- Not very valuable
- Not at all valuable
- Don't know

71. How accessible or inaccessible is your local 4-H program to young people and families in your community?

- Very accessible
- Somewhat accessible
- Somewhat inaccessible
- Very inaccessible
- Don't know

72. Are any of the following program types offered by 4-H in your community?

	Yes	No	Don't know
a. STEM (Science, Technology, Engineering, and Math)	<input type="radio"/>	<input type="radio"/>	<input type="radio"/>
b. Healthy Lifestyles	<input type="radio"/>	<input type="radio"/>	<input type="radio"/>
c. Career and College Readiness	<input type="radio"/>	<input type="radio"/>	<input type="radio"/>
d. Leadership Development	<input type="radio"/>	<input type="radio"/>	<input type="radio"/>
e. Agricultural Literacy/Food Supply Confidence	<input type="radio"/>	<input type="radio"/>	<input type="radio"/>
f. Youth Entrepreneurship	<input type="radio"/>	<input type="radio"/>	<input type="radio"/>
g. Community Development	<input type="radio"/>	<input type="radio"/>	<input type="radio"/>

About Your Household

73. Do you or some member of your household own your home outright, buying it, or renting?

- Own outright
- Buying (paying a mortgage)
- Renting
- Provided as part of job/wages
- Other, specify:

74. Which of the following comes closest to the kind of housing unit you now live in?

- Detached single family house
- Mobile home
- Townhouse/Condominium
- Apartment/Duplex
- Other, specify:

75. How many children age 18 and younger live in your household?

 Children (age 18 and younger)

76. Including yourself, how many adults age 19 and older live in your household?

 Adults (age 19 and older)

77. Please indicate the category that describes your total family income in the last 12 months.

- Less than \$10,000
- \$10,000 to less than \$20,000
- \$20,000 to less than \$30,000
- \$30,000 to less than \$40,000
- \$40,000 to less than \$50,000
- \$50,000 to less than \$75,000
- \$75,000 to less than \$100,000
- \$100,000 to less than \$150,000
- \$150,000 or more

78. During the past 12 months, how much difficulty have you had paying your bills?

- A great deal of difficulty
- Quite a bit of difficulty
- Some difficulty
- A little difficulty
- No difficulty at all

79. Overall, how satisfied or dissatisfied are you with your current financial situation?

- Very satisfied
- Satisfied
- Neither satisfied nor dissatisfied
- Dissatisfied
- Very dissatisfied

80. What is your current marital or relationship status?

- Married
- Married, living apart
- Not married, but living with a partner (cohabiting)
- Never married
- Divorced
- Widowed
- Separated

About Yourself

81. Are you:

- Male
- Female
-

82. Do you think of yourself as:

- Heterosexual/straight
- Homosexual/gay or lesbian
- Bisexual
- Something else
- Not sure

83. As far as you know, are any of your immediate family members, relatives, neighbors, co-workers, or close friends gay, lesbian, or bisexual?

- Yes
- No

84. Were you born in Nebraska, another state, or a foreign country?

- Nebraska
- Another state
- Foreign country

85. Are you still living in the same residence as you were 2 years ago?

- Yes
- No

86. Do you live in a farm, in open country but not on a farm, or in a town or city?

- Farm
- Open country, but not a farm
- Town or city

87. How many years have you lived in this Nebraska county? (Please enter "0" if less than 1 year.)

 Year(s)

88. In general, how would you describe your political views?

- Liberal
- Middle-of-the-road
- Conservative
- Very conservative
- Other, specify:

89. In general, what do you consider yourself politically?

- Democrat
- Republican
- Independent
- Other, specify:

90. Who did you vote for in the 2016 Presidential Election?

- Clinton
- Trump
- Other, specify:

- Did not vote

91. Do you consider yourself to be Hispanic or Latino/a?

- Yes
- No

92. What race or races do you consider yourself to be? (Check all that apply.)

- White (Caucasian)
- Black or African American
- Asian
- American Indian or Alaska Native
- Native Hawaiian or other Pacific Islander
- Other, specify:

93. What is the highest degree you have attained?

- No diploma
- High School Diploma/GED
- Some college, but no degree
- Technical/Associate/Junior College (2 yr, LPN)
- Bachelor's Degree (4 yr, BA, BS, RN)
- Graduate Degree (Masters, PhD, Law, Medicine)

94. Would you say that your overall health and well-being is excellent, good, fair or poor?

- Excellent
- Good
- Fair
- Poor

95. Do you smoke cigarettes?

- Yes
- No

96. Do you typically work full-time, part-time, go to school, keep house, or something else? (Check all that apply.)

- Working full-time (35 hours or more)
- Working part-time
- Have a job, but not at work (due to illness, vacation, or strike)
- Unemployed, laid off, looking for work
- Retired
- In school
- Keeping house
- Disabled
- Other, specify:

→ Go to #99

97. During the average week, how many hours do you usually work, NOT including the time you travel to and from work? (In the box below, write the total hours worked including any second jobs.)

 Average total hours per week

98. How satisfied or dissatisfied are you with your job?

- Very satisfied
- Satisfied
- Neither satisfied nor dissatisfied
- Dissatisfied
- Very dissatisfied

99. During the past 4 weeks (28 days), how much of the time did you feel:

	All of the time	Most of the time	Some of the time	A little of the time	None of the time
a. So sad nothing could cheer you up?	<input type="radio"/>	<input type="radio"/>	<input type="radio"/>	<input type="radio"/>	<input type="radio"/>
b. Nervous?	<input type="radio"/>	<input type="radio"/>	<input type="radio"/>	<input type="radio"/>	<input type="radio"/>
c. Restless or fidgety?	<input type="radio"/>	<input type="radio"/>	<input type="radio"/>	<input type="radio"/>	<input type="radio"/>
d. Hopeless?	<input type="radio"/>	<input type="radio"/>	<input type="radio"/>	<input type="radio"/>	<input type="radio"/>
e. That everything was an effort?	<input type="radio"/>	<input type="radio"/>	<input type="radio"/>	<input type="radio"/>	<input type="radio"/>
f. Worthless?	<input type="radio"/>	<input type="radio"/>	<input type="radio"/>	<input type="radio"/>	<input type="radio"/>

100. How many times in the past 12 months have you:

- a. Worked on a community project?
- b. Attended any public meeting in which there was a discussion of town or school affairs?
- c. Attended a political meeting or rally?
- d. Attended any club or organizational meeting (not including meetings for work)?
- e. Volunteered?
- f. Attended religious services (not including weddings and funerals)?

101. Do you consider yourself to be Protestant, Catholic, Jewish, Muslim, or something else?

- Protestant
- Catholic
- Jewish
- Muslim
- None (no religion)
- Other, specify:

102. How often do you attend religious services?

- Several times a week
- Once a week
- Nearly every week
- About once a month
- Several times a year
- About once a year
- Less than once a year
- Never

103. What year were you born?

104. In general, how much do your religious or spiritual beliefs influence your daily life?

- Very much
- Quite a bit
- Some
- A little
- None
- Doesn't apply, not religious or spiritual

105. What is your zip code?

106. Please use the space below to provide any comments or feedback.

Thank you!

We greatly appreciate the time you have taken to complete this survey. For your convenience, please use the postage-paid return envelope included in your survey packet to return your questionnaire.

Questions or requests from this survey can be directed to:

Bureau of Sociological Research
 University of Nebraska-Lincoln
 907 Oldfather Hall
 PO Box 880325
 Lincoln, NE 68588-0325

Phone: 1-800-480-4549 (toll free)
 E-mail: bosr@unl.edu

Appendix C: NebrASKa Voices Enrollment Card

Front:



NebrASKa Voices Enrollment Card

We are offering an exciting opportunity to Nebraskans to make your voice heard through the NebrASKa Voices Panel. The attached FAQ document explains the panel in detail for your reference, but feel free to contact us as well with any questions or concerns.

Please use this card to let us know whether or not you would like to be a member of the NebrASKa Voices Panel. Return your completed card separately from your survey using the small, postage-paid envelope we have provided or by mailing it to:

Bureau of Sociological Research
P.O. Box 880325
Lincoln, NE 68588-0325

If you have any questions, give us a call at 402-472-3672 or 1-800-480-4549 or email bosr@unl.edu.

Back:

1. **Would you like to join the NebrASKa Voices Panel?**
 Yes
 No → Stop and return this card in the small envelope
↓
- Great! Please tell us a little about yourself, so we know how best to contact you in the future. Be assured that your contact information will not be disclosed or used for any purpose other than this panel.
2. **What is your name?**
First name: _____ Last name: _____
3. **What is your telephone number, including area code, which would be the best number for us to call?**
Phone: (____) _____ - _____ N/A, no phone at this time
4. **What is your email address?**
_____@_____
5. **What is the best way to contact you about future research studies?**
 Mail
 Phone
 Email

Appendix D: NebrASKa Voices FAQ



Frequently Asked Questions (FAQs)

Q: Who can become a NebrASKa Voices Panel member?

Every year, the Bureau of Sociological Research (BOSR) at the University of Nebraska-Lincoln sends out the Nebraska Annual Social Indicators Survey (NASIS). This survey is sent to a representative sample of Nebraskans to learn about their opinion on a variety of topics and issues. The data collected help shape program and policy development in Nebraska. To ensure a random sample of Nebraskans, the adult aged 19 or older who has the next birthday after a designated date of the contacted household is invited to join the NebrASKa Voices Panel. BOSR does not currently accept spontaneous opt-in to the panel from individuals who are not contacted to take part in NASIS. This allows the panel to remain a random sample of Nebraskans.

Q: Why are my answers important to you?

Your answers are extremely important in helping University researchers and Nebraska policy makers make sound and informed decisions in key areas to improve the well-being of our people and communities. The impact of your participation can never be underestimated and we always would like to hear from you.

Q: How do I join your panel?

Simply return your completed card separately from your survey using the small, postage-paid envelope we have provided or by mailing it to:

Bureau of Sociological Research
P.O. Box 880325
Lincoln, NE 68588-0325

Q: What are the benefits of joining and what should I expect as a member?

Panelists benefit by allowing their voices to be heard in research. BOSR will also keep panelists informed on results and outcomes of research in which the panel participated. Panelists are able to stay connected with the research taking place at the University of Nebraska through participation and communication.

After agreeing to join, panelists will receive a welcome letter to confirm their membership and a small token of our appreciation for joining the panel. BOSR will then connect with you at least twice a year to update contact information as needed and to keep you updated on the research that the panel has helped with.

You will be invited to participate in research projects as you are eligible. You can then choose whether or not you want to participate in any particular study. The panel is new, so we are not sure yet what the need will be for panel members to participate in research projects. As a result, we will start by allowing panelists to be eligible for up to three research opportunities a year. If demand is higher than what that cap will allow, we will reach out to you with any changes to this policy. We realize that your time is important, and will be respectful of that.

Q: If I join your panel, how often will I receive an invitation to participate in a survey?

BOSR will contact panel members who are eligible for certain studies. We will notify panel members by your preferred mode of communication whenever we can. Each panelist can be notified of up to three research opportunities a year. You can then choose whether or not you want to participate in any particular study.

«ID»

Q: In what kinds of studies might I be asked to participate?

Panelists may be asked to participate in studies from a variety of areas. In the past, panelists have been asked to participate in focus groups, complete surveys, and take part in research at the University's Center for Brain, Biology and Behavior (CB3).

BOSR only works with legitimate academic researchers, state and local government, and trustworthy local organizations. We will never try to sell you anything. In addition, BOSR will always strive to provide our panelists an appropriate user experience and will not field projects that in our professional opinion will result in a poor user experience for our panelists. Again, you always have the right to choose which studies you want or do not want to participate in.

Q: How long will these projects take me?

Each project is different. Some projects may take ten to fifteen minutes to complete. Others may include a one-hour focus group, or require an hour at the Center for Brain, Biology and Behavior on campus. You will be told how long participation will take with each project we pass along to you. You can then use this information to determine whether or not you want to participate in each study.

Q: How will you protect my privacy and ensure confidentiality of my answers?

BOSR will never share your contact information with anyone outside of BOSR unless you have explicitly agreed to participate in an additional study where the researcher needs to communicate with you directly. Otherwise, BOSR will keep your contact information safely on our secure server.

BOSR will take all possible steps to protect your privacy. Your answers to any projects you participate in will be held in strict confidentiality and will be used only for research purposes. The results will be reported in aggregate form or as summary only, and will never be presented in a way that you can be identified individually.

Q: What if I do not want to answer your surveys or want to opt out of the panel in future?

Although your feedback is strongly encouraged and appreciated, participation in any of our future surveys is completely voluntary. If you change your mind, you may withdraw from the panel any time by simply informing us and we will remove you from the list. You can simply give us a call at 402-472-3672 or 1-800-480-4549 or email bosr@unl.edu. Our contact information can also be found on our website, bosr.unl.edu.

Q: What is BOSR and what does it do?


BOSR is a university-affiliated, nonprofit academic survey organization directed by Dr. Jolene Smyth (jsmyth2@unl.edu) and Lindsey Witt-Swanson, Assistant Director (lwitt2@unl.edu) at the University of Nebraska-Lincoln. It was established in 1964 and has been helping researchers with their studies ever since.

As a university-affiliated, nonprofit academic survey organization, the Bureau of Sociological Research (BOSR) provides a range of research services for faculty, staff, administrators and students. BOSR actively works with UNL investigators on the design, implementation and completion of research projects. BOSR also provides research services for state, government and local organizations outside of the University. Information collected by BOSR is helpful for program evaluation, budgeting justifications, and planning purposes.

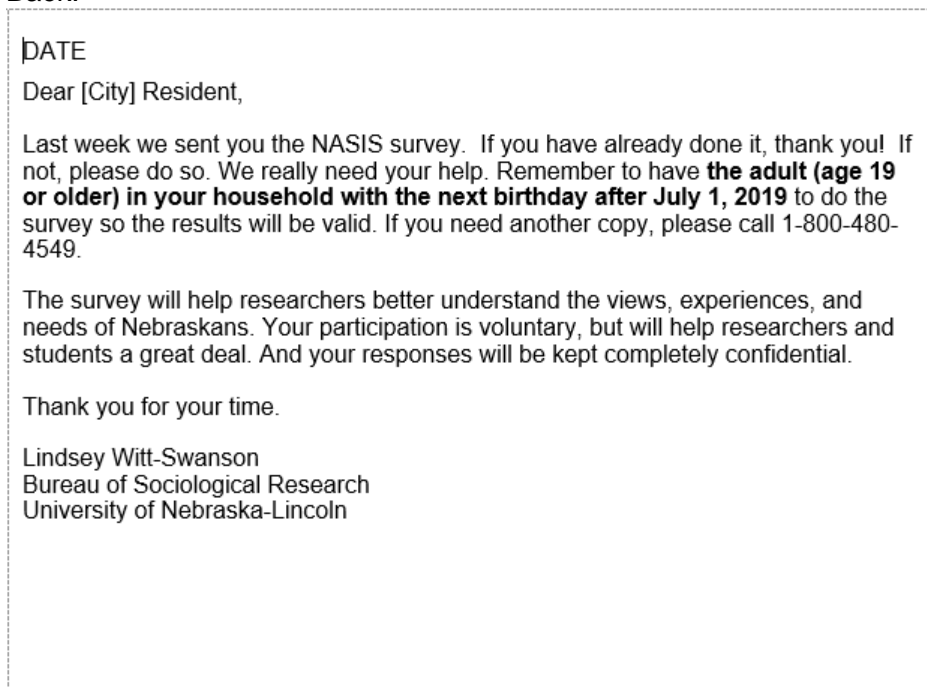
Our central administrative goal has always been to provide high quality research services to advance knowledge and to help improve social conditions. BOSR supports all aspects of social science research applications and strives to offer quality research services while adapting to new technologies.

Appendix E: Reminder Postcard

Front:



Back:



Appendix F: County Codes (All begin with “31”)

001 Adams	075 Grant	149 Rock
003 Antelope	077 Greeley	151 Saline
005 Arthur	079 Hall	153 Sarpy
007 Banner	081 Hamilton	155 Saunders
009 Blaine	083 Harlan	157 Scotts Bluff
011 Boone	085 Hayes	159 Seward
013 Box Butte	087 Hitchcock	161 Sheridan
015 Boyd	089 Holt	163 Sherman
017 Brown	091 Hooker	165 Sioux
019 Buffalo	093 Howard	167 Stanton
021 Burt	095 Jefferson	169 Thayer
023 Butler	097 Johnson	171 Thomas
025 Cass	099 Kearney	173 Thurston
027 Cedar	101 Keith	175 Valley
029 Chase	103 Keya Paha	177 Washington
031 Cherry	105 Kimball	179 Wayne
033 Cheyenne	107 Knox	181 Webster
035 Clay	109 Lancaster	183 Wheeler
037 Colfax	111 Lincoln	185 York
039 Cuming	113 Logan	
041 Custer	115 Loup	
043 Dakota	117 McPherson	
045 Dawes	119 Madison	
047 Dawson	121 Merrick	
049 Deuel	123 Morrill	
051 Dixon	125 Nance	
053 Dodge	127 Nemaha	
055 Douglas	129 Nuckolls	
057 Dundy	131 Otoe	
059 Fillmore	133 Pawnee	
061 Franklin	135 Perkins	
063 Frontier	137 Phelps	
065 Furnas	139 Pierce	
067 Gage	141 Platte	
069 Garden	143 Polk	
071 Garfield	145 Red Willow	
073 Gosper	147 Richardson	

Appendix G: NASIS 2019 Variables and Descriptions

ID	ID
NElive	Overall, how satisfied or dissatisfied are you with living in Nebraska?
NEdir	All in all, do you think things in Nebraska are generally headed in the right direction or the wrong direction?
USdir	All in all, do you think things in the country as a whole are generally headed in the right direction or the wrong direction?
NEWS1	How do you feel about the decision to expand Medicaid eligibility in Nebraska?
NEWS2	How much do you trust or distrust the local and statewide news reported by your local Nebraska news media (newspaper, radio station, television station)?
NEWS3	How much do you trust or distrust the news reported by national news media?
NET1	In an average week, how many hours do you spend listening to, watching, and/or engaging with public media (e.g., NPR, PBS)? If you are unsure, make your best guess.
NET6	NET, Nebraska's PBS and NPR stations, is considering changing its name. From the list below, please select the ONE name that best fits what you know about the network.
NET6OTH	NET, Nebraska's PBS and NPR stations, is considering changing its name. From the list below, please select the ONE name that best fits what you know about the network.
NET2R	In the past 12 months, have you ever listened to any programming on NET, Nebraska's NPR station?
NET3	In the past 12 months, what radio programming did you listen to on NET, Nebraska's NPR station?
NET4R	In the past 12 months, have you ever watched any programming on NET, Nebraska's PBS station?
NET5	In the past 12 months, what television programming did you watch on NET, Nebraska's PBS station?
NET8	In your opinion, how important is it to fund public media in Nebraska?
NET9	In your opinion, how important is it for individuals to donate to public media in Nebraska?
NET7	What one word best describes NET, Nebraska's PBS and NPR Stations?
HEALTH1	How often do you need to have someone help you when you read instructions, pamphlets, or other written material from your doctor or pharmacy?
HEALTH2	When you talk to a doctor or nurse, how often do you make sure they explain anything that you do not understand?
HEALTH3	Within the last 12 months have you taken action to do something about a health issue that affects your community?
IMMIGRATION1	Overall, do you feel that you get the health care that you and your family needs?
IMMIGRATION2A	Do each of the following limit health care for you and your family? - Lack of local access to primary care physicians
IMMIGRATION2B	Do each of the following limit health care for you and your family? - Lack of local access to hospitals and clinics
IMMIGRATION2C	Do each of the following limit health care for you and your family? - Inadequate coverage of health care insurance

IMMIGRATION2D	Do each of the following limit health care for you and your family? - High costs of medical co-pays on insurance
IMMIGRATION2E	Do each of the following limit health care for you and your family? - Lack of adequate dental insurance
IMMIGRATION2F	Do each of the following limit health care for you and your family? - Lack of adequate vision insurance
IMMIGRATION3A	In the past 12 months, have you been the primary caregiver for each of the following? - A child under the age of 5
IMMIGRATION3B	In the past 12 months, have you been the primary caregiver for each of the following? - A child under the age of 18 with one or more physical or intellectual disability
IMMIGRATION3C	In the past 12 months, have you been the primary caregiver for each of the following? - A parent or other relative who is no longer able to live alone
IMMIGRATION3D	In the past 12 months, have you been the primary caregiver for each of the following? - An adult over the age of 18 with one or more physical or intellectual disability
IMMIGRATION4	Which of the following is the primary health care insurance for you and your family?
IMMIGRATION5	In the past 12 months, have you felt that a doctor, or other health care provider have judged you unfairly or treated you disrespectfully?
IMMIGRATION6	At your most recent health care visit, did your health care provider ask you about any history of sexual assault, sexual abuse, or intimate partner violence?
IMMIGRATION7	Do you favor or oppose laws to protect women's access to safe and legal abortion?
IMMIGRATION8	Do you have enough paid leave (e.g. sick leave, vacation leave, etc.) to take care of your own health needs?
IMMIGRATION9	Do you have enough paid leave (e.g. sick leave, vacation leave, etc.) to take care of your family's health needs?
IMMIGRATION10A	In the past 12 months, did you see a health care provider for each of the following? An annual gynecological exam
IMMIGRATION10B	In the past 12 months, did you see a health care provider for each of the following? A visit for birth control or contraception
IMMIGRATION10C	In the past 12 months, did you see a health care provider for each of the following? A visit for other women's health care services (including pregnancy-related care, breast exams, etc.)
IMMIGRATION10D	In the past 12 months, did you see a health care provider for each of the following? A test for sexually transmitted infections (STI or STD)
IMMIGRATION10E	In the past 12 months, did you see a health care provider for each of the following? A general health exam (such as a "physical" or "annual" exam)
IMMIGRATION10F	In the past 12 months, did you see a health care provider for each of the following? A medical visit because you were sick or had a specific health issue
NEWS4	After reading the background information, how do you feel about Nebraska Medicaid expansion?
NEWS5	Please briefly describe the main reason why you feel the way you do about Nebraska Medicaid expansion?

HEALTH4A	Please indicate how much you agree or disagree with the following statements. My physical well-being depends on how well I take care of myself.
HEALTH4B	Please indicate how much you agree or disagree with the following statements. Other people play a big part in whether I stay healthy or become sick.
HEALTH4C	Please indicate how much you agree or disagree with the following statements. My physical well-being depends on whether I have access to resources like good housing, a job, and health insurance.
HEALTH4D	Please indicate how much you agree or disagree with the following statements. State and local policies help Nebraskans live more healthy and fulfilling lives.
HEALTH4E	Please indicate how much you agree or disagree with the following statements. Access to health care is a fundamental human right.
NCAOS1A	Please indicate for each of the following if you think it is very wrong, wrong, a little wrong, or not at all wrong for: Individuals under the age of 18 to have one or two drinks.
NCAOS1B	Please indicate for each of the following if you think it is very wrong, wrong, a little wrong, or not at all wrong for: Individuals under the age of 18 to have 5 or more drinks at one setting.
NCAOS1C	Please indicate for each of the following if you think it is very wrong, wrong, a little wrong, or not at all wrong for: Individuals 18-20 years old to have one or two drinks.
NCAOS1D	Please indicate for each of the following if you think it is very wrong, wrong, a little wrong, or not at all wrong for: Individuals 18-20 years old to have 5 or more drinks at one setting.
NCAOS1E	Please indicate for each of the following if you think it is very wrong, wrong, a little wrong, or not at all wrong for: Individuals 21 and older to provide alcohol for people under 21 years old.
NCAOS1F	Please indicate for each of the following if you think it is very wrong, wrong, a little wrong, or not at all wrong for: Individuals under the age of 18 to use marijuana or cannabis.
NCAOS1G	Please indicate for each of the following if you think it is very wrong, wrong, a little wrong, or not at all wrong for: Individuals 18-20 years old to use marijuana or cannabis.
NCAOS1H	Please indicate for each of the following if you think it is very wrong, wrong, a little wrong, or not at all wrong for: Individuals 21 and older to use marijuana or cannabis.
NCAOS2	How wrong would most adults (over 21) in your community, or the area around where you live, think it is for individuals under the age of 21 to drink alcohol?
NCAOS3	During the past 12 months, do you recall hearing, reading, or watching an advertisement about the prevention of substance abuse?
NCAOS4A	Were the advertisements about each of the following substances? Alcohol
NCAOS4B	Were the advertisements about each of the following substances? Tobacco
NCAOS4C	Were the advertisements about each of the following substances? Marijuana
NCAOS4D	Were the advertisements about each of the following substances? Prescription pain killers
NCAOS4E	Were the advertisements about each of the following substances? Other drugs

NCAOS5	How much do you think people risk harming themselves physically or in other ways if they have 5 or more drinks of an alcoholic beverage once or twice a week?
NCAOS6	During the past 12 months, have you allowed individuals under the age of 21 to drink alcohol on your property (home, barn, garage, etc.)?
NCAOS7	In general, how supportive are you of additional taxes on alcohol purchases?
NCAOS8	How much do you think people risk harming themselves physically or in other ways if they use marijuana or cannabis once or twice a week?
NCAOS9	Are you the parent or guardian of a 9-20 year old?
NCAOS10A	During the past 12 months, have you talked with your child about the following substances? Alcohol
NCAOS10B	During the past 12 months, have you talked with your child about the following substances? Tobacco
NCAOS10C	During the past 12 months, have you talked with your child about the following substances? Marijuana
NCAOS10D	During the past 12 months, have you talked with your child about the following substances? Prescription pain killers
NCAOS10E	During the past 12 months, have you talked with your child about the following substances? Other drugs
NCAOS11	During the past 12 months, have you provided alcohol to any of your children under the age of 21? Do not include sips for religious purposes.
NCAOS12A	One drink is equivalent to a 12-ounce beer, a 5-ounce glass of wine, or a drink with one shot of liquor. During the past 30 days, on the days when you drank, about how many drinks did you drink on the average?
NCAOS12B	No drinks in the past 30 days.
NCAOS13A	During the past 30 days, on how many days did you use marijuana or cannabis?
NCAOS13B	Did not use marijuana or cannabis in the past 30 days.
CLIMATE1	Do you think climate change is happening?
CLIMATE2	Do you think that climate change is mostly caused by human activity?
CLIMATE3	How important is the issue of climate change to you personally?
CLIMATE4	How worried are you about climate change?
CLIMATE5	How serious do you think the potential impact of climate change is on Nebraska – its crops, livestock, and water supply?
CLIMATE6	Is there a connection between climate change and the recent severe flooding in Nebraska?
CLIMATE7	Nebraska is amongst the states with most river miles. Do you think climate change has the potential to make severe flooding a regular occurrence in Nebraska?
CLIMATE8	How concerned are you that increased flooding and prolonged droughts and heat waves could have a profound effect on Nebraska’s agriculture?
CLIMATE9	From where do you get most of your information about the environment?
CLIMATE10	Would you favor policies that move away from burning fossil fuels (coal, gas, oil) and move towards renewables (wind and solar)?

WATERA	Here are some statements about water management in Nebraska. Please indicate your level of agreement or disagreement with each of the statements below. Rights to use water are well defined in Nebraska.
WATERB	Here are some statements about water management in Nebraska. Please indicate your level of agreement or disagreement with each of the statements below. The benefits of using water resources outweigh the costs of developing managing and using that resource
WATERC	Here are some statements about water management in Nebraska. Please indicate your level of agreement or disagreement with each of the statements below. Citizens are able to influence regulations put in place to manage Nebraska water resources.
WATERD	Here are some statements about water management in Nebraska. Please indicate your level of agreement or disagreement with each of the statements below. Overall, there are adequate systems in place to monitor people's use of water.
WATERE	Here are some statements about water management in Nebraska. Please indicate your level of agreement or disagreement with each of the statements below. Penalties enforced for failing to abide by water use regulations are sufficient.
WATERF	Here are some statements about water management in Nebraska. Please indicate your level of agreement or disagreement with each of the statements below. There are adequate mechanisms in place to resolve local water conflicts.
WATERG	Here are some statements about water management in Nebraska. Please indicate your level of agreement or disagreement with each of the statements below. Local management plays a large role in how water is managed within Nebraska.
WATERH	Here are some statements about water management in Nebraska. Please indicate your level of agreement or disagreement with each of the statements below. State and local water management activities are well integrated.
WATERI	Here are some statements about water management in Nebraska. Please indicate your level of agreement or disagreement with each of the statements below. There is excellent leadership in Nebraska when it comes to making decisions about how water is managed.
WATERJ	Here are some statements about water management in Nebraska. Please indicate your level of agreement or disagreement with each of the statements below. Sufficient data and information exist for state and local agencies to successfully manage water resourc
WATERK	Here are some statements about water management in Nebraska. Please indicate your level of agreement or disagreement with each of the statements below. Nebraska's water management system is flexible, able to account for local concerns and changing hydrol.
WATERL	Here are some statements about water management in Nebraska. Please indicate your level of agreement or disagreement with each of the statements below. There is a high level of trust between water users and water management agencies in Nebraska.
WATERM	Here are some statements about water management in Nebraska. Please indicate your level of agreement or disagreement with each of the statements below. There is adequate funding for state and local agencies to manage water resources.

WATERN	Here are some statements about water management in Nebraska. Please indicate your level of agreement or disagreement with each of the statements below. All water users are treated equitably in Nebraska.
WATERO	Here are some statements about water management in Nebraska. Please indicate your level of agreement or disagreement with each of the statements below. Water management in Nebraska is proactive.
WATERP	Here are some statements about water management in Nebraska. Please indicate your level of agreement or disagreement with each of the statements below. Nebraska needs people who can reach across organizational boundaries to build collaborative relationships.
IMMIGRATION11	Compared to 10 years ago, do you think there are more immigrants in your community now, about the same, or fewer?
IMMIGRATION12	How much do you think the number of immigrants from foreign countries coming to live in your community should increase or decrease?
IMMIGRATION13	Thinking about the immigrant population in your state, would you describe Nebraska policies as favorable or unfavorable towards immigrants?
IMMIGRATION14	Some people have said that there seems to be a lot of anti-immigrant, and even anti-Hispanic, sentiments, policies, and attitudes surfacing in recent years. Other people have said that no such anti-immigrant/anti-Hispanic environment exists. How do you feel?
IMMIGRATION15	Would you say that this environment today is mostly anti-immigrant, mostly anti-Hispanic, or is it hostile to both immigrants and all Hispanics, no matter what their immigration status is?
IMMIGRATION16A	To what extent do you agree or disagree with the following statements? Immigrants from Mexico and Central America have been good for Nebraska.
IMMIGRATION16B	To what extent do you agree or disagree with the following statements? Refugees (e.g. from Somalia, Sudan, Vietnam, or Iraq) have been good for Nebraska.
IMMIGRATION16C	To what extent do you agree or disagree with the following statements? Citizenship should be available to undocumented immigrants who were brought here as children under the age of 16 and have been living in the US for 5 years.
IMMIGRATION16D	To what extent do you agree or disagree with the following statements? Citizenship should be available to undocumented immigrants who have been working and paying taxes for 5 years or more.
IMMIGRATION16E	To what extent do you agree or disagree with the following statements? The government should tighten the borders to prevent unauthorized immigration.
IMMIGRATION16F	To what extent do you agree or disagree with the following statements? Businesses that employ undocumented workers should be penalized.
IMMIGRATION17A	If there were an increase of immigrants in your community, how likely or unlikely would each of the following results be? Higher economic growth.
IMMIGRATION17B	If there were an increase of immigrants in your community, how likely or unlikely would each of the following results be? People born in my community losing their jobs.
IMMIGRATION17C	If there were an increase of immigrants in your community, how likely or unlikely would each of the following results be? Higher crime rates.

IMMIGRATION17D	If there were an increase of immigrants in your community, how likely or unlikely would each of the following results be? Making my community more open to new ideas and cultures.
YOUTH1	Overall, how committed are young people in your community to making positive community contributions?
YOUTH2	Overall, how committed are young people in your community to creating positive futures for themselves?
YOUTH3	How many young people in your community have positive role models in their lives?
YOUTH5	How would you describe the opportunities for positive community involvement available to young people in your community?
YOUTH6	How many young people in your community participate in positive community involvement?
YOUTH7	How familiar or unfamiliar are you with your local 4-H program?
YOUTH8	How involved is your local 4-H program in partnerships with other youth programs and educational services in your community?
YOUTH9	How valuable do you believe the 4-H program is for young people in your community?
YOUTH12	How accessible or inaccessible is your local 4-H program to young people and families in your community?
YOUTH13A	Are any of the following program types offered by 4-H in your community? STEM (Science, Technology, Engineering, and Math).
YOUTH13B	Are any of the following program types offered by 4-H in your community? Healthy lifestyles.
YOUTH13C	Are any of the following program types offered by 4-H in your community? Career and College Readiness.
YOUTH13D	Are any of the following program types offered by 4-H in your community? Leadership Development.
YOUTH13E	Are any of the following program types offered by 4-H in your community? Agricultural Literacy/Food Supply Confidence.
YOUTH13F	Are any of the following program types offered by 4-H in your community? Youth Entrepreneurship.
YOUTH13G	Are any of the following program types offered by 4-H in your community? Community Development.
ohom	Do you or some member of your household own your home outright, buying it, or renting?
ohom_ot	Do you or some member of your household own your home outright, buying it, or renting? Other, specify:
home	Which of the following comes closest to the kind of housing unit you now live in?
home_ot	Which of the following comes closest to the kind of housing unit you now live in? Other, specify:
kids_18	How many children age 18 and younger live in your household? Children (age 18 and younger)
adults	Including yourself, how many adults age 19 and older live in your household? Adults (age 19 and older)

income_18	Please indicate the category that describes your total family income in the last 12 months.
fs5	During the past 12 months, how much difficulty have you had paying your bills?
fina	Overall, how satisfied or dissatisfied are you with your current financial situation?
marr	What is your current marital or relationship status?
sexr_18	Are you:
sexr_18_ot	Are you: Other, specify:
sexorien	Do you think of yourself as:
lgbfriend	As far as you know, are any of your immediate family members, relatives, neighbors, co-workers, or close friends gay, lesbian, or bisexual?
born1	Were you born in Nebraska, another state, or a foreign country?
resi	Are you still living in the same residence as you were 2 years ago?
rurb	Do you live in a farm, in open country but not on a farm, or in a town or city?
live10m	How many years have you lived in this Nebraska county? Years.
poli	In general, how would you describe your political views?
poli_ot	In general, how would you describe your political views? Other, specify:
part	In general, what do you consider yourself politically?
part_ot	In general, what do you consider yourself politically? Other, specify:
vote16	Who did you vote for in the 2016 Presidential Election?
vote16_ot	Who did you vote for in the 2016 Presidential Election? Other, specify:
hisp1	Do you consider yourself to be Hispanic or Latino/a?
race_1	Race - White.
race_2	Race - Black or African American.
race_3	Race - Asian.
race_4	Race - American Indian or Alaska Native.
race_5	Race - Native Hawaiian or other Pacific Islander.
race_6	Race - Other.
race_ot	Race - Other, specify:
degr	What is the highest degree you have attained?
scwell	Would you say that your overall health and well-being is excellent, good, fair or poor?
smoke	Do you smoke cigarettes?
empl1_13	Do you typically work full-time, part-time, go to school, keep house, or something else? Working full-time (35 hours or more).
empl2_13	Do you typically work full-time, part-time, go to school, keep house, or something else - Working part-time.
empl3_13	Do you typically work full-time, part-time, go to school, keep house, or something else - Have job, but not at work (due to illness, vacation, or strike).
empl4_13	Do you typically work full-time, part-time, go to school, keep house, or something else - Unemployed, laid off, looking for work.
empl5_13	Do you typically work full-time, part-time, go to school, keep house, or something else - Retired.

empl6_13	Do you typically work full-time, part-time, go to school, keep house, or something else - In school.
empl7_13	Do you typically work full-time, part-time, go to school, keep house, or something else - Keeping house.
empl8_13	Do you typically work full-time, part-time, go to school, keep house, or something else - Disabled.
empl9_13	Do you typically work full-time, part-time, go to school, keep house, or something else - Other.
empl_ot_13	Do you typically work full-time, part-time, go to school, keep house, or something else - Other, specify:
whrs	How many hours worked in average week.
jsat	How satisfied and dissatisfied are you with your job?
sad_18	During the past 4 weeks (28 days), how much of the time did you feel: So sad nothing could cheer you up?
nerve_18	During the past 4 weeks (28 days), how much of the time did you feel: Nervous?
rest_18	During the past 4 weeks (28 days), how much of the time did you feel: Restless or fidgety?
hope_18	During the past 4 weeks (28 days), how much of the time did you feel: Hopeless?
effort_18	During the past 4 weeks (28 days), how much of the time did you feel: That everything was an effort?
worth_18	During the past 4 weeks (28 days), how much of the time did you feel: Worthless?
IMG7_A	How many times in the past 12 months have you: Worked on a community project?
IMG7_B	How many times in the past 12 months have you: Attended any public meeting in which there was a discussion of town or school affairs?
IMG7_C	How many times in the past 12 months have you: Attended a political meeting or rally?
IMG7_D	How many times in the past 12 months have you: Attended any club or organizational meeting (not including meetings for work)?
IMG7_E	How many times in the past 12 months have you: Volunteered?
IMG7_F	How many times in the past 12 months have you: Attended religious services (not including weddings and funerals)?
relgaffil	Do you consider yourself to be Protestant, Catholic, Jewish, Muslim, or something else?
relgaffil_ot	Do you consider yourself to be Protestant, Catholic, Jewish, Muslim, or something else? Other, specify:
ratt	How often do you attend religious services?
agyr	What year were you born?
relinflu	In general, how much do your religious or spiritual beliefs influence your daily life?
rzipcod	What is your zip code?
Comments	Comments
ZIP	ZIP from sample file
FIPS	FIPS from sample file
CONDITION	CONDITION from sample file

MONEY	Money experiment
LETTER	Letter experiment
AGE	Age of respondents
age_grp4	age_grp4
age_grp4HD	age_grp4
sexHD	sex
Pwate	Final weight
EMPL	[recoded single category as in phone NASIS] Respondent's current employment status
Marr10m	Current marital or relationship status (Recoded to match old NASIS)
home1	Which of the following comes closest to the kind of housing unit you now live in (Recoded to match old NASIS)
ohom1	Do you or some member of your household own your home outright, buying it, or renting (Recoded to match old NASIS)
fina1	Overall, how satisfied are you with your current financial situation (Recoded to match old NASIS)
racecat	Race/ethnic category (Recoded to match old NASIS)

Appendix H: AAPOR Transparency Initiative Immediate Disclosure Items

1. Who sponsored the research study.

Introduction

2. Who conducted the research study.

Introduction

3. If who conducted the study is different from the sponsor, the original sources of funding will also be disclosed.

Introduction

4. The exact wording and presentation of questions and response options whose results are reported. This includes preceding interviewer or respondent instructions and any preceding questions that might reasonably be expected to influence responses to the reported results.

Appendix B

5. A definition of the population under study and its geographic location.

Introduction /Sampling Design

6. Dates of data collection.

Data Collection Process

7. A description of the sampling frame(s) and its coverage of the target population, including mention of any segment of the target population that is not covered by the design. This may include, for example, exclusion of Alaska and Hawaii in U.S. surveys; exclusion of specific provinces or rural areas in international surveys; and exclusion of non-panel members in panel surveys. If possible the estimated size of non-covered segments will be provided. If a size estimate cannot be provided, this will be explained. If no frame or list was utilized, this will be indicated.

Sampling Design

8. The name of the sample supplier, if the sampling frame and/or the sample itself was provided by a third party.

Sampling Design

9. The methods used to recruit the panel or participants, if the sample was drawn from a pre-recruited panel or pool of respondents.

Not applicable to project

10. A description of the sample design, giving a clear indication of the method by which the respondents were selected, recruited, intercepted or otherwise contacted or encountered, along with any eligibility requirements and/or oversampling. If quotas were used, the variables defining the quotas will be reported. If a within-household selection procedure was used, this will be described. The description of the sampling frame and sample design will include sufficient detail to determine whether the respondents were selected using probability or non-probability methods.

Sampling Design

11. Method(s) and mode(s) used to administer the survey (e.g., CATI, CAPI, ACASI, IVR, mail survey, web survey) and the language(s) offered.

Mode Selection/Data Collection Process

12. Sample sizes (by sampling frame if more than one was used) and a discussion of the precision of the findings. For probability samples, the estimates of sampling error will be reported, and the discussion will state whether or not the reported margins of sampling error or statistical analyses have been adjusted for the design effect due to weighting, clustering, or other factors. Disclosure requirements for non-probability samples are different because the precision of estimates from such samples is a model-based measure (rather than the average deviation from the population value over all possible samples). Reports of non-probability samples will only provide measures of precision if they are accompanied by a detailed description of how the underlying model was specified, its assumptions validated and the measure(s) calculated. To avoid confusion, it is best to avoid using the term “margin of error” or “margin of sampling error” in conjunction with non-probability samples.

Design Effects/Estimate of Sampling Error

13. A description of how the weights were calculated, including the variables used and the sources of weighting parameters, if weighted estimates are reported.

NASIS Sample Weights

14. If the results reported are based on multiple samples or multiple modes, the preceding items will be disclosed for each.

Not applicable to project

15. Contact for obtaining more information about the study.

Questions