



2022 NASIS Methodology Report

Prepared November 2022



Bureau of Sociological Research
Department of Sociology
PO Box 880325 • Lincoln, NE 68588-0325
402-472-3672 (local) • 800-480-4549 (toll free)
bosr@unl.edu • <http://bosr.unl.edu/NASIS>

2022 NASIS (Nebraska Annual Social Indicators Survey)

Bureau of Sociological Research
University of Nebraska-Lincoln

Project & Administrative Staff
Dr. Kristen Olson, Director

Amanda Ganshert, Senior Project Manager

Kim Meiergerd, Senior Project Manager

Mekenzie Kerr, Senior Project Manager

Mia Bourek, Project Analyst

Minshuai Ding, Project Manager II

Belle Scheef, Project Manager II

Alex Henkel, Project Manager I

Ryan Doud, Project Associate

Ian McKee, Project Associate

Deb Predmore, Finance Specialist

Contents

Introduction	4
Mode Selection.....	4
Design and Item Selection.....	4
Sampling Design.....	5
Experimental Design Treatment.....	6
Data Collection Process.....	6
Response Rate.....	7
Data-Entry Training, Supervision, and Quality Control	7
Processing of Completed Surveys	7
Data Cleaning.....	7
NASIS Sample Weights	8
Design Effects	11
Limitations	11
Questions	11
Appendices	12
Appendix A: Sample Design.....	12
Appendix B: Cover Letters, FAQs, and postcards	14
Appendix C: Survey Instrument.....	21
Paper (Printed in black & white only)	21
Web.....	37
Appendix D: NebrASKa Voices Enrollment Card.....	118
Appendix E: NebrASKa Voices FAQ	119
Appendix F: County Codes (All begin with “31”)	121
Appendix G: 2022 NASIS Variables and Descriptions	122
Appendix H: Estimate of Sampling Error	137
Appendix I: AAPOR Transparency Initiative Immediate Disclosure Items	139

2022 NASIS ADMINISTRATION METHODOLOGY REPORT

Introduction

This report presents a detailed account of the design and fielding of the 2022 Nebraska Annual Social Indicators Survey (2022 NASIS). Users of the 2022 NASIS data will find it an important reference source for answers to questions about methodology.

The Nebraska Annual Social Indicators Survey was conceived as a vehicle both for producing current, topical information about Nebraskans (age 19 and older) and also for monitoring change in quality of life. As in earlier surveys, 2022 NASIS was a joint effort of a variety of University and public agencies. While the final responsibility for the design and fielding of the survey rests with the Bureau of Sociological Research (BOSR), both the costs of the survey and its planning have been shared with the researchers involved, which typically include several state agencies, private non-profit agencies, and University departments. Additional information concerning who funded specific questions in 2022 NASIS can be obtained by contacting BOSR.

Mode Selection

Historically, NASIS was administered as a telephone interview with adults (age 19 and older) in households in Nebraska with a landline telephone. Due to rising costs associated with declining response rates for telephone surveys, the 2009-2010 NASIS was administered as a mail survey to Nebraska households. Each NASIS since, including 2022 NASIS, has been administered as a mail survey as well. BOSR has used the mail mode in other survey projects, where it has been an efficient and cost-effective method of data collection.

Design and Item Selection

Each Nebraska Annual Social Indicators Survey is designed to meet the data needs of a diverse group of researchers including UNL faculty and state agencies. In order to meet these needs, the instrument involves multiple stages of development. First, a set of “core” questions is developed. The majority of core items is repeated each year and covers basic demographic information, quality-of-life topics, and general sociological indicators. The core items are intended both to maintain continuity with previous years of NASIS and to provide information on issues of current importance and interest.

The next step in the development of the instrument is to incorporate a second set of questions to meet the data needs of the agencies and organizations purchasing space on the current survey. Interested public agencies and faculty members initially submit questions to be included in the survey. Aside from the core questions, all of those submitting questions are “buyers” (i.e., they contribute toward the cost of the survey in proportion to their data needs). As the questions from each buyer, or client, are submitted, they are formatted to fit in a mail survey. NASIS provides a cost-effective vehicle for collecting information about Nebraskans as clients purchase only the space needed to administer their items and are provided the use of the core items as part of their participation in NASIS.

With the growing interests of clients, NASIS had reached its full capacity of an annual omnibus survey. In order to serve as many researchers as needed, keep respondent burden at a reasonable level, and reduce costs, in November 2017, BOSR administered a clients survey to its past NASIS clients as well as those who had expressed interest in this survey before in an effort to identify those core items which were less important to researchers as potential candidate items to be trimmed from the core items pool. Based on the results of this web survey and internal reviews, core items were reduced in 2018. BOSR still offers researchers the option to add previous core items back into NASIS as needed as part of their purchased space.

The 2022 NASIS consisted of the core items retained after the review in 2018 and clients' questions covering several issues of interest. In 2022, the wording of the gender and sexual orientation questions were updated to reflect new research in the field. A copy of the final, formatted mail survey can be found in Appendix C.

Sampling Design

In order to meet the research needs of clients and increase the sample coverage, the sampling design of 2022 NASIS mail survey used a postal delivery sequence-based sample of household addresses (ABS). The sample included addresses for individuals and households who have an address according to the US Postal Service. Advantages to this type of sampling design include the ability to mail to all sampled addresses as well as a very high coverage (98% for the United States (O'Muircheartaigh, 2012)). To maintain a probability sample, the adult (age 19 or older) in the household with the next birthday after July 1, 2022 was asked to complete the survey.

The sampling design for NASIS has adapted to changes in the survey field over time. Traditionally, the NASIS sample was drawn from a population of non-institutionalized persons in households with telephones who resided in the State of Nebraska during the survey period. Persons under 19 years of age, persons in custodial institutions, in-group living quarters, on military bases or reservations, and transient visitors to the state were excluded from the sampling universe. Since its inception in 1977, NASIS used Random Digit Dialing (RDD) procedures to select survey respondents. In 2006, NASIS respondents were drawn from a directory-listed sample of telephone numbers - a change prompted by challenges in sampling related to the proliferation of cell-phone-only adults and increased costs of RDD on the scale of NASIS. In NASIS 2008-2009, the sample design consisted of three segments: (1) a traditional directory listed sample; (2) a sample of participants of the NASIS 2007 (i.e., panel); and (3) an oversample of four counties (Colfax, Dawson, Hall, and Scotts Bluff) in Nebraska with high proportions of Hispanic/Latino residents. In 2009-2010 and 2010-2011, the sampling design utilized was a directory listed address sample. An ABS sample has been used since NASIS 2011-2012.

The 2022 NASIS used a stratified sample, drawn throughout Nebraska with an unequal probability of selection within each of the eight strata. The strata include the six Nebraska Behavioral Health Regions, a sample of zip codes in Lincoln, and a sample of zip codes in Omaha. The counties and zip codes in each strata can be found in Appendix A.

Residents of sampled households were then asked to have the adult 19 or older in their household who will have the next birthday after July 1, 2022 to complete the survey. In total, 8,000 households were sampled.

The sample for 2022 NASIS was purchased from Dynata. A total of 8,000 cases were provided to BOSR by Dynata on July 1, 2022. Known vacant addresses were excluded from the sampling frame. PO Boxes were only included in the sampling frame if those were the only delivery point for an address.

Strata	n
Behavioral Health Region 1	1000
Behavioral Health Region 2	1000
Behavioral Health Region 3	1000
Behavioral Health Region 4	1000
Behavioral Health Region 5 (excluding Lincoln)	1000
Behavioral Health Region 6 (excluding Omaha)	1000
Lincoln	1000
Omaha	1000
Total	8000

Experimental Design Treatment

The 2022 NASIS included a single experiment. All sample members were randomly assigned to one of four conditions. The experiment was an incentive experiment in the second survey packet mailing. All sample members received a \$1 incentive in the first mailing. Nonresponders received either no incentive (Condition 1), \$1 (Condition 2), two \$1 bills (Condition 3), or \$5 (Condition 4) in the second mailing. This resulted in two versions of the second mailing cover letter, either mentioning a small token of appreciation or not. All other materials were the same across conditions. A variable indicating condition (Experiment_Condition) and mode of response (Mode) are included in the final dataset.

Data Collection Process

Data were collected between July 19, 2022 and November 16, 2022. The initial survey packet was sent to all sampled addresses on July 19, 2022. In the past a few administrations, BOSR has sent out a future research card along with all other materials in order to give households the chance to be contacted for future research opportunities. Beginning in 2018, this effort has been geared toward building a more robust panel for future research use. In addition to the panelist enrollment card, a separate FAQ sheet which provided detailed answers to the most common concerns respondents are likely to have regarding joining this panel was included in each survey packet. Those who agreed to become a member of the “NebrASKa Voices” panel for future studies were asked to return their completed card separately from the questionnaire using the small, postage-paid envelope BOSR provided to mail it back to BOSR.

In the 2022 administration, each survey packet contained a shortened cover letter with web survey link and FAQ regarding the survey (Appendix B), a paper survey (Appendix C), a panelist enrollment card with NebrASKa Voices FAQ sheet (Appendices D and E), one small postage-paid return envelope and one large postage-paid return envelope. The first survey packet also included a \$1 incentive. The first survey packet was sent on July 19, 2022. The survey contained 151 questions in 16 pages when displayed on the paper questionnaire. A reminder postcard (Appendix B) was sent to all sample members about one week after the group’s initial mailing (July 26, 2022). In addition to the reminder postcard, a second survey packet (contents discussed above) was sent to all non-responders on August 9, 2022. A total of

1455 completed/partially completed surveys were received and processed by BOSR through November 16, 2022.

Response Rate

A total of 1455 (398 via web, 1057 via mail) adults completed the 2022 NASIS survey. The response rate of 19.7% was calculated using the American Association for Public Opinion Research's (AAPOR) standard definition for Response Rate 2. Of the 8,000 addresses sampled, 7.7% (n=616) were determined to be ineligible (e.g., no such address; vacant), 3.5% (n=281) were undeliverable addresses with unknown eligibility. Refusals (e.g., blank survey returned; letter, phone call, or e-mail stating refusal to participate) and refused mail were obtained from 1.6% (n=129) of the sample.

Data-Entry Training, Supervision, and Quality Control

Data entry was completed by professional data-entry staff. Many of the data-entry workers had previous experience in data entry using SurVADE, a program developed by BOSR project staff, on other mail survey projects. The data-entry staff was supervised by permanent BOSR project staff.

Data entry was completed in two steps. First, one data-entry worker would enter responses from a single survey. Second, another data-entry worker would re-key the survey and be alerted to any discrepancies with the first entry. Supervisory staff members were available to answer questions about discrepancies or illegible responses. The data-entry staff is paid by the hour, not by the number of surveys entered. This method of payment is used so that we can ensure the high quality of the data collected by our staff.

Processing of Completed Surveys

The data were collected from July 19, 2022 to November 16, 2022. Completed surveys were received from a total of 1455 respondents. As previously mentioned, paper surveys were data-entered using SurVADE with data saved on AWS, a cloud-based server. Each week, backups of the data were downloaded and stored on a networked file server.

For surveys completed via web, respondents entered their responses directly into a computerized instrument, and therefore required no additional data entry or data processing steps. The survey data were recorded in Qualtrics and stored on a networked file server after being exported.

Data Cleaning

The data are recorded and stored on a secure server located within the Sociology Department at UNL. The Statistical Package for the Social Sciences (SPSS) software package was used to process and document the dataset. The first step in data cleaning was to run frequency distributions on each of the variables in the survey. Next, cases were de-duplicated across modes and the more complete response was taken. If both web and mail responses matched in amount complete, then the response that was received first was kept. No other validity checks were done. The next step was to generate variable and value labels (attempts were made to match the variable names and values for core items that appeared in previous NASIS administration periods). The final step in data cleaning was to recode all open-ended "other" responses on core variables and check for out-of-range values on all survey items. Recoding was done to correct for the most obvious errors/inconsistencies in the data. Some open-ended information, such as the county codes, were assigned numeric codes by the BOSR staff and also merged with the remainder of the data. The county codes are listed in Appendix F.

Since the data collected contains information specific to the topic, additional decisions related to cleaning and recoding of the data will be left to the client to ensure final data quality. It should be noted, too, that due to the nature of mail surveys, respondents do not always follow the instructions for skip patterns within the survey. Inconsistencies, which are common in mail surveys, will still exist in the data.

The cleaned, coded data were stored in an SPSS system file. A list of all variables in the archive file and the variable names used in the SPSS system file for each variable are included in Appendix G. Datasets for users involving subsets of items in the file were generated by selecting the appropriate items from this main file.

The most economical and flexible manner to use the NASIS data is by using the SPSS for Windows software program. It is also possible to produce a dataset for SAS, among other possible data formats. Any additional needs or questions concerning the NASIS dataset should be directed to the Bureau of Sociological Research.

NASIS Sample Weights

The data were weighted in four ways to account for the stratified sample design, within household probability of selection, nonresponse, and population characteristics. First, data were weighted by stratum in order to account for the disproportionate stratified sample design (basewat). Then, the data were weighted by the number of adults living in the household (Hwat) in order to adjust for within-household selection probability. Then the data were weighted for nonresponse (NRwt) by Behavioral Health Region (reg). Please refer to Figure 1 for a description of the regions. Third, poststratification weights were applied based on region (reg), age (age_grp2), and sex (sex) in order for the data to more closely resemble the population (post_cat). Hotdeck imputation was used to provide complete data on age and sex for weighting. Although NASIS offers a third sex option, due to the lack of population for this category, these are changed to missing and hotdeck imputation is used to recode sex into a binary variable (sex). Table 1 shows the poststratification groups and the population counts from the 2018 American Community Survey (ACS) for each group. The ACS age category for early adults includes 18 year olds. However, the age of majority in Nebraska is 19 years old meaning that the given ACS age categories do not perfectly provide the necessary data. As a result, the number of 19 year olds was calculated as 1% of the overall Nebraska population.

Figure 1
Definitions of Regions

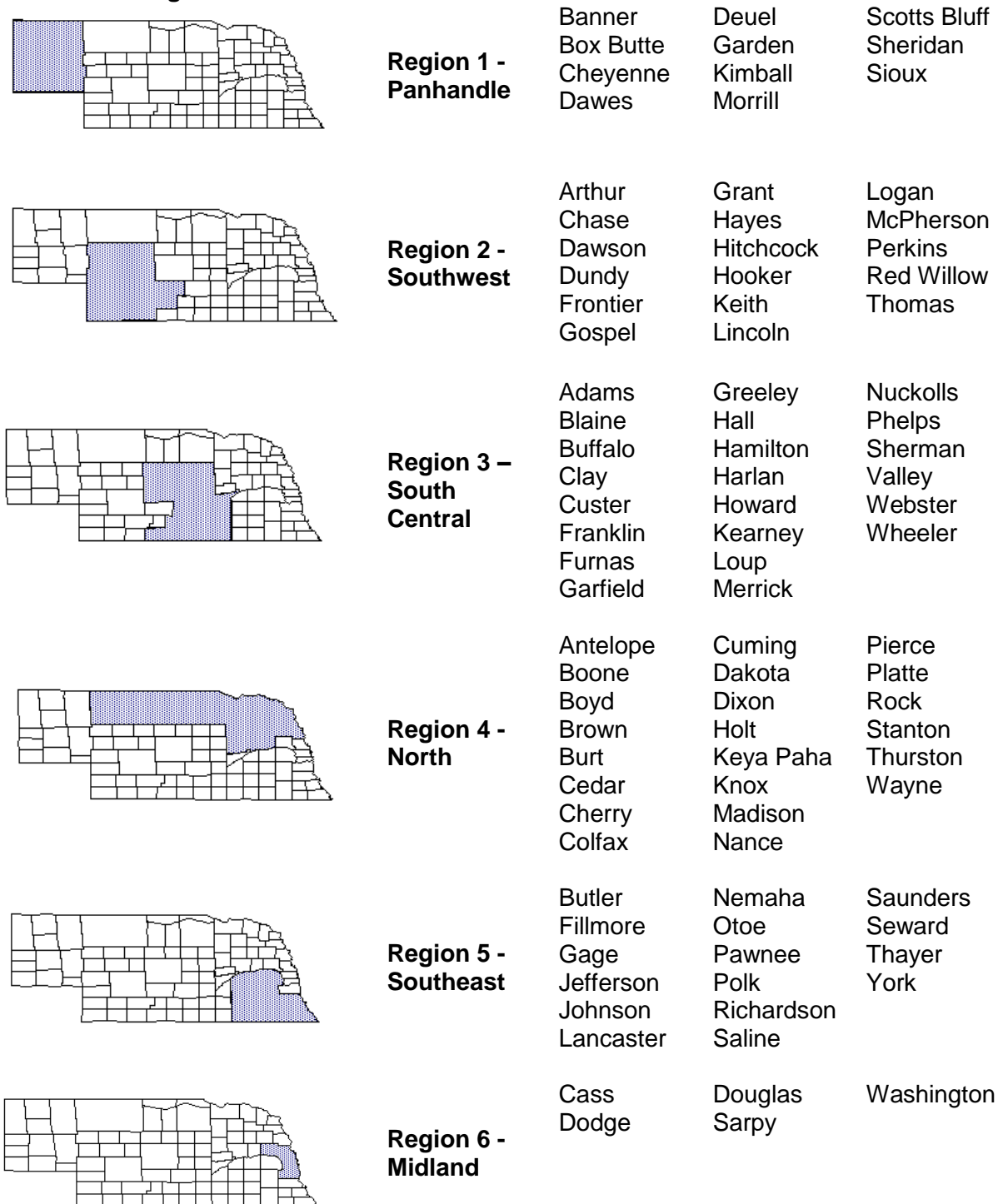


Table 1. Population counts by region, age group, and sex

	19-64 Females	19-64 Males	65+ Females	65+ Males	Total
Panhandle	22,809	23,336	8,901	7,118	62,164
Southwest	64,092	65,926	22,128	18,235	170,381
South Central	55,436	58,060	20,094	16,535	150,125
North	26,874	27,734	10,342	8,878	73,828
Southeast	127,341	134,300	40,825	36,027	806,384
Midland	245,049	243,948	57,406	44,944	591,347
Total	541,601	553,304	159,696	131,737	1,386,338

Tables 2 and 3 display ACS frequencies and its comparison to NASIS weighted and unweighted frequencies. Sampling (sampwat), nonresponse (NRwt), and poststratification (post_cat) weights were multiplied together and rescaled (Rescale) to create the final weight. The variables used in weighting are included in the dataset. The final weight in the dataset is called Pwate.

Table 2. Representativeness of 2022 NASIS Sample by Region of State (Percentage Distribution by Region)

Category	Based on 2018 ACS Estimate	NASIS, Unweighted	NASIS, Weighted By Pwate
Panhandle	4.5%	10.2%	4.5%
Southwest	5.3%	12.4%	5.3%
South Central	12.3%	12.2%	12.3%
North	10.8%	13.3%	10.8%
Southeast	24.4%	28.1%	24.4%
Midland	42.7%	23.9%	42.7%
Total	100%	100%	100%

Table 3. Representativeness of 2022 NASIS Sample by Age and Sex (Percentage Distribution in Age and Sex Categories)*

Category	Based on 2018 ACS Estimate	NASIS, Unweighted	NASIS, Weighted By Pwate
Age Group:			
19 – 64	79.0%	52.8%	79.2%
65+	21.0%	47.2%	20.8%
Sex:			
Males	48.9%	43.4%	49.3%
Females	51.1%	56.6%	50.7%
Total	100%	100%	100%

*Weighted estimates are calculated using imputed variables. The frequencies above are of the variables before imputation. As a result, the weighted frequencies do not exactly match the 2018 ACS estimates.

Design Effects

The design effect due to weighting adjustments is 1.92, which represents the loss in statistical efficiency that results from unequal weights¹.

Disproportionate stratification was used for the 2022 NASIS, as discussed earlier. The use of this type of sampling resulted in a sampling design effect of 0.57².

Appropriate adjustments need to be incorporated into statistical tests when using 2022 NASIS data. See Appendix H for more information.

Limitations

All surveys contain errors that cannot be directly measured. These errors may arise when response rates are less than 100%, when weights do not fully account for potential differences in the representation of the respondents to the target population, or when respondents do not understand or cannot answer all of the questions that are asked in the survey.

This survey was only offered in English and excludes those who do not understand English.

Due to the nature of ABS surveys, only people with a household address could be sampled. Households that only receive mail by PO boxes are still included. Address-based samples excludes the homeless and those living in group homes or institutions.

Web-only surveys exclude those who do not have a computer or other internet-enabled device, easy internet access, or may not know how to use a computer. This study provided a paper survey. By providing a paper survey, lack of internet access was not a limitation of this study.

Questions

Any questions regarding this report or the data collected can be directed to the Bureau of Sociological Research at the University of Nebraska-Lincoln by calling (402) 472-3672 or by sending an e-mail to bosr@unl.edu.

¹ The formula used is: $1 + cv^2(w) = \frac{n(\sum_1^n w_i^2)}{(\sum_1^n w_i)^2}$

² The formula used is: $deff = \frac{\text{var}_{complex}(\bar{y})}{\text{var}_{SRS}(\bar{y})}$. Used Q2 (All in all, do you think things in Nebraska are generally headed in the right direction or the wrong direction?) to calculate.

Appendices

Appendix A: Sample Design

Stratum 1 – Counties

Sioux
Dawes
Scotts
Bluff
Banner
Kimball
Box Butte
Morrill
Cheyenne
Sheridan
Garden
Deuel

Stratum 2 – Counties

Arthur
Chase
Dawson
Dundy
Frontier
Gosper
Grant
Hayes
Hitchcock
Hooker
Keith
Lincoln
Logan
McPherson
Perkins
Red Willow
Thomas

Stratum 3 – Counties

Adams
Clay
Webster
Nuckolls
Garfield
Loup
Wheeler
Greeley
Buffalo
Blaine
Custer
Franklin
Furnas
Hall
Hamilton
Harlan
Howard
Kearney
Merrick
Phelps
Sherman
Valley

Stratum 4 – Counties

Cherry
Boone
Nance
Madison
Stanton
Cuming
Burt
Antelope
Boyd
Brown
Cedar
Colfax
Dakota
Dixon
Holt
Keya
Paha
Knox
Pierce
Platte
Rock
Thurston
Wayne

Stratum 5 – Counties, excluding zip codes from Stratum 7

Lancaster
Gage
Otoe
Johnson
Nemaha
Pawnee
Richardson
Butler
Fillmore
Jefferson
Polk
Saline
Saunders
Seward
Thayer
York

Stratum 6 – Counties, excluding zip codes from Stratum 7

Douglas
Sarpy
Cass
Dodge
Washington

Stratum 7 – Zip codes

68501
68502
68503
68504
68505
68506
68507
68508
68509
68510
68512
68514
68516
68517
68520
68521
68522
68523
68524
68526
68527
68528
68529
68531
68532
68542
68544
68583
68588

Stratum 8 – Zip codes

68101
68102
68103
68104
68105
68106
68107
68108
68109
68110
68111
68112
68113
68114
68116
68117
68118
68119
68122
68124
68127
68130
68131
68132
68134
68135
68136
68137
68138
68139
68142

68144
68145
68147
68152
68154
68157
68164
68172
68175
68176
68178
68179
68180
68182
68183
68197
68198

Appendix B: Cover Letters, FAQs, and postcards
First Mailing Cover Letter and FAQ



BUREAU OF SOCIOLOGICAL RESEARCH

Department of Sociology
907 Oldfather Hall
P.O. Box 880325
Lincoln, NE 68588-0325
(402) 472-3672
FAX (402) 472-4568
1-800-480-4549
Email: bosr@unl.edu

[Date]

«City» Resident
«Addy1» «Addy2»
«City», «STATE_ABBR» «ZIP»-«ZIP4»

Dear «City» Resident,

I am writing to ask for your household's help with a survey called the Nebraska Annual Social Indicators Survey, also called the NASIS. The questions on this survey come from multiple researchers and cover a variety of topics. The researchers have pooled their limited resources to be able to do this survey. NASIS results are used by these and other researchers, non-profits, and state agencies. They are also used for student training and for student research papers.

This effort can only be successful with your help. We need **the adult (age 19 or over) from your household who has the next birthday after July 1, 2022** to do the survey.

We have made the survey available online because it allows us to collect the information more quickly and to be more responsible with our research money. However, because some people don't use the internet and it is important that we hear from all households, we've also enclosed a paper copy and a postage-paid return envelope. To access this survey online, please go to the link listed below and enter your unique identification number.

Survey Link: <https://go.unl.edu/nasis2022a>
Unique Identification Number: [ID]

If you do not want to do the survey online, please complete and return the enclosed paper questionnaire.

More information about the survey can be found on the back of this letter. We have enclosed a small token of appreciation to thank you for helping with the survey.

Sincerely,

Lindsey Witt-Swanson
Associate Director
Bureau of Sociological Research
University of Nebraska-Lincoln

907 Oldfather Hall / P.O. Box 880325 / Lincoln, NE 68588-0325 / (402)472-3672 / 1-800-480-4549 / bosr@unl.edu

«ID»

Nebraska Annual Social Indicators Survey (NASIS) Information

Why did this survey come to my house? We sent the survey to a small number of randomly chosen Nebraska addresses. Answers from these households will represent the entire state.

Who should do the survey? The adult age 19 or older in your household who has the next birthday after July 1, 2022. This helps the survey represent all Nebraskans.

What should this person do? Answer the questions either online using the provided link and unique identification number or by paper and return the survey in the return envelope. The survey takes around 20-25 minutes.

Who is asking these questions? Researchers at the Rural Drug Addiction Research Center, Nebraska Public Media, Nebraska Department of Transportation, and the University of Nebraska have pooled their resources to do this survey. This uses limited resources more responsibly and reduces the number of surveys people are asked to do.

Has this study been approved by the University? Yes. The UNL Institutional Review Board approved the survey. (IRB# 20160816236FB).

Is this voluntary? Yes.

Will my answers be kept confidential? Yes. Your answers will be combined with other people's answers in all reports, papers, presentations, and other analyses so nobody can tell who gave which answers. No identifying information will be reported. Thus, there are no known risks to participating.

Who uses this information? The primary users are the researchers who came together to do the survey. We will also share the survey data and analyses with other researchers, state government employees, non-profit organizations, or media. Instructors use the data to teach students, and students use it for research.

Who do I contact if I have questions about the survey? The Bureau of Sociological Research (1-800-480-4549 or email bosr@unl.edu).

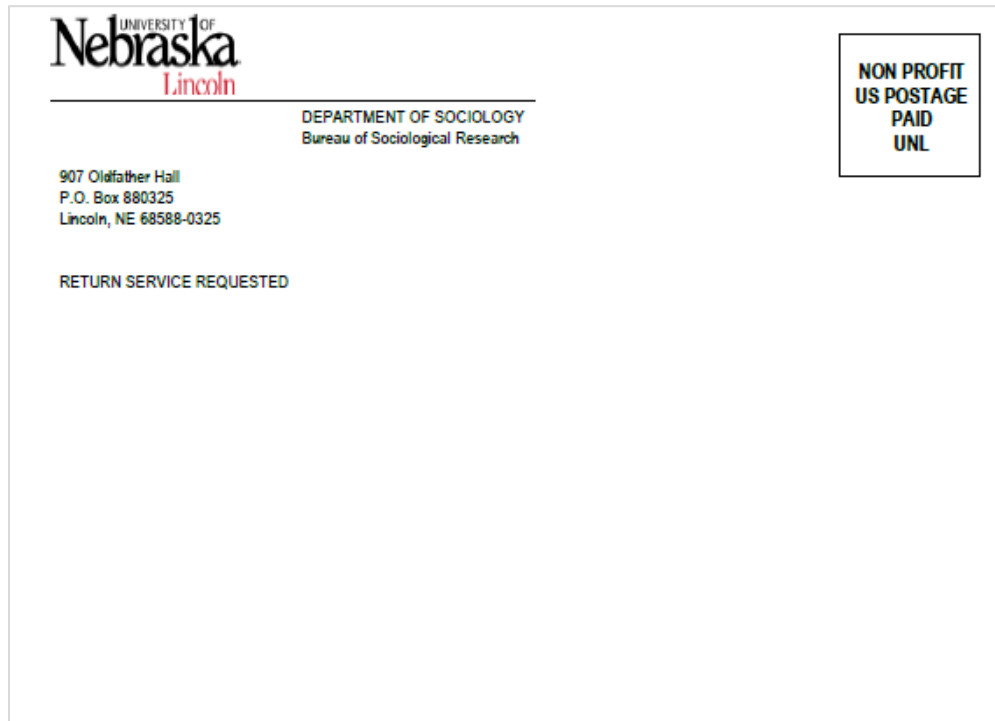
Who do I contact if I have questions about my rights as a research participant? The UNL Institutional Review Board at 402-472-6965.

What is the future research card? This card gives you the chance to be contacted for future research opportunities. You can complete this survey whether or not you decide to return the future research card.

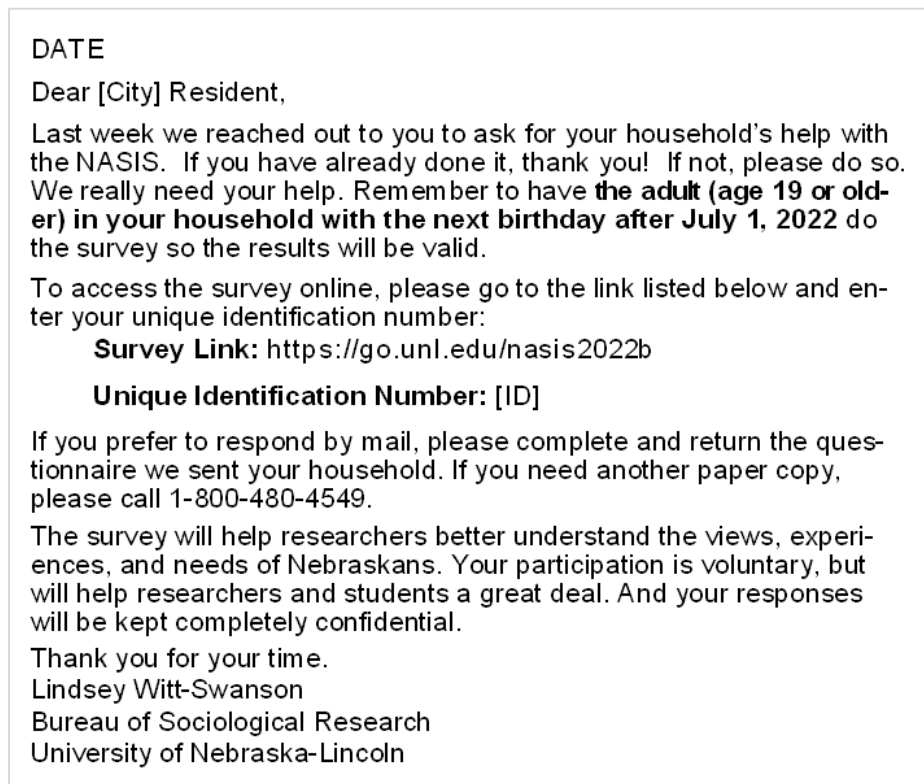
907 Oldfather Hall / P.O. Box 880325 / Lincoln, NE 68588-0325 / (402)472-3672 / 1-800-480-4549 / bosr@unl.edu

Reminder Postcard

Front:



Back:



Second Mailing – Cover letter and FAQ, no incentive condition



BUREAU OF SOCIOLOGICAL RESEARCH

Department of Sociology
907 Oldfather Hall
P.O. Box 880325
Lincoln, NE 68588-0325
(402) 472-3672
FAX (402) 472-4568
1-800-480-4549
Email: bosr@unl.edu

[Date]

«City» Resident
«Addy1» «Addy2»
«City», «STATE_ABBR» «ZIP»-«ZIP4»

Dear «City» Resident,

A few weeks ago we asked your household to complete the 2022 Nebraska Annual Social Indicators Survey (NASIS). We have not yet received your household's completed survey.

The NASIS has been conducted since 1977. Results have been presented at scientific meetings, published in books and articles, and covered in the news. We hope to continue this tradition. The questions asked on this year's survey will contribute to research, education, and state government decisions. We need **the adult (age 19 or over) from your household who has the next birthday after July 1, 2022** to do the survey.

We have made the survey available online because it allows us to collect the information more quickly and to be more responsible with our research money. However, because some people don't use the internet and it is important that we hear from all households, we've also enclosed a paper copy and a postage-paid return envelope. To complete this survey online, please go to the link listed below and enter your unique identification number.

Survey Link: <https://go.unl.edu/nasis2022c>
Unique Identification Number: [ID]

If you do not want to do the survey online, please complete and return the enclosed paper questionnaire.

More information about the survey can be found on the back of this letter.

Sincerely,

Lindsey Witt-Swanson
Associate Director
Bureau of Sociological Research
University of Nebraska-Lincoln

907 Oldfather Hall / P.O. Box 880325 / Lincoln, NE 68588-0325 / (402)472-3672 / 1-800-480-4549 / bosr@unl.edu

«ID»

Nebraska Annual Social Indicators Survey (NASIS) Information

Why did this survey come to my house? We sent the survey to a small number of randomly chosen Nebraska addresses. Answers from these households will represent the entire state.

Who should do the survey? The adult age 19 or older in your household who has the next birthday after July 1, 2022. This helps the survey represent all Nebraskans.

What should this person do? Answer the questions either online using the provided link and unique identification number or by paper and return the survey in the return envelope. The survey takes around 20-25 minutes.

Who is asking these questions? Researchers at the Rural Drug Addiction Research Center, Nebraska Public Media, Nebraska Department of Transportation, and the University of Nebraska have pooled their resources to do this survey. This uses limited resources more responsibly and reduces the number of surveys people are asked to do.

Has this study been approved by the University? Yes. The UNL Institutional Review Board approved the survey. (IRB# 20160816236FB).

Is this voluntary? Yes.

Will my answers be kept confidential? Yes. Your answers will be combined with other people's answers in all reports, papers, presentations, and other analyses so nobody can tell who gave which answers. No identifying information will be reported. Thus, there are no known risks to participating.

Who uses this information? The primary users are the researchers who came together to do the survey. We will also share the survey data and analyses with other researchers, state government employees, non-profit organizations, or media. Instructors use the data to teach students, and students use it for research.

Who do I contact if I have questions about the survey? The Bureau of Sociological Research (1-800-480-4549 or email bosr@unl.edu).

Who do I contact if I have questions about my rights as a research participant? The UNL Institutional Review Board at 402-472-6965.

What is the future research card? This card gives you the chance to be contacted for future research opportunities. You can complete this survey whether or not you decide to return the future research card.

907 Oldfather Hall / P.O. Box 880325 / Lincoln, NE 68588-0325 / (402)472-3672 / 1-800-480-4549 / bosr@unl.edu

Second Mailing – Cover letter and FAQ, incentive conditions



BUREAU OF SOCIOLOGICAL RESEARCH

Department of Sociology
907 Oldfather Hall
P.O. Box 880325
Lincoln, NE 68588-0325
(402) 472-3672
FAX (402) 472-4568
1-800-480-4549
Email: bosr@unl.edu

[Date]

«City» Resident
«Addy1» «Addy2»
«City», «STATE_ABBR» «ZIP»-«ZIP4»

Dear «City» Resident,

A few weeks ago we asked your household to complete the 2022 Nebraska Annual Social Indicators Survey (NASIS). We have not yet received your household's completed survey.

The NASIS has been conducted since 1977. Results have been presented at scientific meetings, published in books and articles, and covered in the news. We hope to continue this tradition. The questions asked on this year's survey will contribute to research, education, and state government decisions. We need the **adult (age 19 or over) from your household who has the next birthday after July 1, 2022** to do the survey.

We have made the survey available online because it allows us to collect the information more quickly and to be more responsible with our research money. However, because some people don't use the internet and it is important that we hear from all households, we've also enclosed a paper copy and a postage-paid return envelope. To complete this survey online, please go to the link listed below and enter your unique identification number.

Survey Link: <https://go.unl.edu/nasis2022c>
Unique Identification Number: [ID]

If you do not want to do the survey online, please complete and return the enclosed paper questionnaire.

More information about the survey can be found on the back of this letter. We have enclosed a small token of appreciation to thank you for helping with the survey.

Sincerely,

Lindsey Witt-Swanson
Associate Director
Bureau of Sociological Research
University of Nebraska-Lincoln

907 Oldfather Hall / P.O. Box 880325 / Lincoln, NE 68588-0325 / (402)472-3672 / 1-800-480-4549 / bosr@unl.edu

«ID»

Nebraska Annual Social Indicators Survey (NASIS) Information

Why did this survey come to my house? We sent the survey to a small number of randomly chosen Nebraska addresses. Answers from these households will represent the entire state.

Who should do the survey? The adult age 19 or older in your household who has the next birthday after July 1, 2022. This helps the survey represent all Nebraskans.

What should this person do? Answer the questions either online using the provided link and unique identification number or by paper and return the survey in the return envelope. The survey takes around 20-25 minutes.

Who is asking these questions? Researchers at the Rural Drug Addiction Research Center, Nebraska Public Media, Nebraska Department of Transportation, and the University of Nebraska have pooled their resources to do this survey. This uses limited resources more responsibly and reduces the number of surveys people are asked to do.

Has this study been approved by the University? Yes. The UNL Institutional Review Board approved the survey. (IRB# 20160816236FB).

Is this voluntary? Yes.

Will my answers be kept confidential? Yes. Your answers will be combined with other people's answers in all reports, papers, presentations, and other analyses so nobody can tell who gave which answers. No identifying information will be reported. Thus, there are no known risks to participating.

Who uses this information? The primary users are the researchers who came together to do the survey. We will also share the survey data and analyses with other researchers, state government employees, non-profit organizations, or media. Instructors use the data to teach students, and students use it for research.

Who do I contact if I have questions about the survey? The Bureau of Sociological Research (1-800-480-4549 or email bosr@unl.edu).

Who do I contact if I have questions about my rights as a research participant? The UNL Institutional Review Board at 402-472-6965.

What is the future research card? This card gives you the chance to be contacted for future research opportunities. You can complete this survey whether or not you decide to return the future research card.

907 Oldfather Hall / P.O. Box 880325 / Lincoln, NE 68588-0325 / (402)472-3672 / 1-800-480-4549 / bosr@unl.edu

NASIS 2022

Nebraska Annual Social Indicators Survey

Bureau of Sociological Research
University of Nebraska-Lincoln



*We need your help to learn about how
Nebraskans think, feel, and live.*

*Researchers from the University of Nebraska and
across the state are counting on your help to learn about a variety of issues.
Your responses will help shape program and policy development
in Nebraska now and into the future.*

Household Make-Up

1. Including yourself, how many people total live in your household?
 Total number of people
2. How many children age 18 and younger live in your household?
 children (age 18 and younger)
3. How many of the people living in your household are adults age 19 or over?
 adults (age 19 and older)
4. Are you the adult (age 19 or over) in your household with the next birthday after July 1, 2022?
 Yes → Please continue.
 No → Please have the adult in your household who will have the next birthday after July 1, 2022 complete the survey.

Life in Nebraska

5. Overall, how satisfied or dissatisfied are you with living in Nebraska?
 Very satisfied
 Somewhat satisfied
 Neutral
 Somewhat dissatisfied
 Very dissatisfied
6. All in all, do you think things in Nebraska are generally headed in the right direction or the wrong direction?
 Right direction
 Wrong direction
 Unsure
7. All in all, do you think things in the country as a whole are generally headed in the right direction or the wrong direction?
 Right direction
 Wrong direction
 Unsure

Transportation

8. How many motor vehicles (e.g., cars, trucks, vans, SUVs) are available for regular use by people in your household? Please enter "0" if no vehicles are available.
 Total number of vehicles

9. In the past 12 months, has lack of transportation (e.g., not having a car or a ride) kept you from medical appointments, work, or other activities?
 Yes, it has kept me from medical activities (e.g., doctor's appointments, treatments, or getting prescription medications)
 Yes, it has kept me from non-medical activities (e.g., work, getting groceries, or other activities)
 Yes, it has kept me from both medical and non-medical activities
 No
10. Do you have a disability or chronic condition that limits your daily activities?
 Yes
 No

Mental Health Care

11. Have you, a family member, or a close friend experienced mental health needs?
 Yes
 No
 Prefer not to answer
12. Do you know how to access mental health care services where you live?
 Yes
 No
13. Do you know how to access mental health care services where you live for a school-age child (grades K-12)?
 Yes
 No
14. Do you know how to access mental health care services where you live for a young child (ages 2-5)?
 Yes
 No
15. Are mental health care services provided in a location that is convenient to you?
 Yes
 No
 Unsure
16. How much knowledge do you have about mental health?
 A lot of knowledge
 Quite a bit of knowledge
 Some knowledge
 A little knowledge
 No knowledge

17. How much do you agree or disagree with each of the following statements?

	Strongly agree	Agree	Neither agree nor disagree	Disagree	Strongly disagree
a. Mental health care is important.	<input type="radio"/>	<input type="radio"/>	<input type="radio"/>	<input type="radio"/>	<input type="radio"/>
b. Most people in my community think mental health care is important.	<input type="radio"/>	<input type="radio"/>	<input type="radio"/>	<input type="radio"/>	<input type="radio"/>
c. Most people in my community would seek help if they had a mental health need.	<input type="radio"/>	<input type="radio"/>	<input type="radio"/>	<input type="radio"/>	<input type="radio"/>
d. Individuals with mental health needs are at higher risk to do something violent to themselves.	<input type="radio"/>	<input type="radio"/>	<input type="radio"/>	<input type="radio"/>	<input type="radio"/>
e. Individuals with mental health needs are at higher risk to do something violent to <u>others</u> .	<input type="radio"/>	<input type="radio"/>	<input type="radio"/>	<input type="radio"/>	<input type="radio"/>
f. Individuals with mental health needs will achieve less in life compared to others.	<input type="radio"/>	<input type="radio"/>	<input type="radio"/>	<input type="radio"/>	<input type="radio"/>
g. Schools in my community are supportive of students with mental health needs.	<input type="radio"/>	<input type="radio"/>	<input type="radio"/>	<input type="radio"/>	<input type="radio"/>
h. Most people in my community are understanding of individuals with mental health needs.	<input type="radio"/>	<input type="radio"/>	<input type="radio"/>	<input type="radio"/>	<input type="radio"/>
i. Most people in my community think less of individuals with mental health needs.	<input type="radio"/>	<input type="radio"/>	<input type="radio"/>	<input type="radio"/>	<input type="radio"/>
j. In my community, people with mental health needs experience discrimination.	<input type="radio"/>	<input type="radio"/>	<input type="radio"/>	<input type="radio"/>	<input type="radio"/>
k. In my community, adults with mental health needs talk openly with others about their experiences.	<input type="radio"/>	<input type="radio"/>	<input type="radio"/>	<input type="radio"/>	<input type="radio"/>
l. In my community, <u>youth</u> with mental health needs talk openly with others about their experiences.	<input type="radio"/>	<input type="radio"/>	<input type="radio"/>	<input type="radio"/>	<input type="radio"/>
m. In my community, <u>parents of children</u> with mental health needs talk openly with others about their experiences.	<input type="radio"/>	<input type="radio"/>	<input type="radio"/>	<input type="radio"/>	<input type="radio"/>
n. The COVID-19 pandemic has caused an increase in the mental health needs of adults in my community.	<input type="radio"/>	<input type="radio"/>	<input type="radio"/>	<input type="radio"/>	<input type="radio"/>
o. The COVID-19 pandemic has caused an increase in the mental health needs of <u>children</u> in my community.	<input type="radio"/>	<input type="radio"/>	<input type="radio"/>	<input type="radio"/>	<input type="radio"/>

Public Media

18. How much do you agree or disagree with each of the following?

	Strongly agree	Agree	Neither agree nor disagree	Disagree	Strongly disagree
a. I trust the information from local news sources.	<input type="radio"/>	<input type="radio"/>	<input type="radio"/>	<input type="radio"/>	<input type="radio"/>
b. I trust the information from national news sources.	<input type="radio"/>	<input type="radio"/>	<input type="radio"/>	<input type="radio"/>	<input type="radio"/>
c. I trust the information from my local public media station.	<input type="radio"/>	<input type="radio"/>	<input type="radio"/>	<input type="radio"/>	<input type="radio"/>

19. In the past 12 months, have you watched any programs on Nebraska Public Media (formerly NET)?

- Yes
- No

20. In the past 12 months, have you listened to any programs on Nebraska Public Media (formerly NET)?

- Yes
- No

21. In the past 12 months, what television or radio program(s) did you watch and/or listen to on Nebraska Public Media (formerly NET), if any?

22. In an average week, how many hours do you spend listening, watching, and/or engaging online with public media (e.g., NPR, PBS) programming? If you are unsure, make your best guess.

- 0 hours a week
- 1 – 5 hours a week
- 6 – 11 hours a week
- 12 – 17 hours a week
- 18 – 25 hours a week
- 25+ hours a week

23. In your opinion, how important is it to fund public media in Nebraska?

- Very important
- Somewhat important
- Not very important
- Not at all important

24. In your opinion, how important is it for individuals to donate to public media in Nebraska?

- Very important
- Somewhat important
- Not very important
- Not at all important

25. What one word best describes Nebraska Public Media (formerly NET)?

26. In your opinion, which of the following issues facing Nebraskans is of greatest concern?

- Access to affordable healthcare
- Economic stability
- Political divide
- Affordable housing
- Access to quality schools and education
- Preservation of natural resources
- Access to the internet
- Food insecurity
- Other, please specify:

27. Do you use each of the following sources of media regularly (i.e., weekly)?

	Yes	No
a. AM/FM radio stations in your city/town	<input type="radio"/>	<input type="radio"/>
b. Local TV stations	<input type="radio"/>	<input type="radio"/>
c. Local newspaper (physical paper)	<input type="radio"/>	<input type="radio"/>
d. Local newspaper (online/app)	<input type="radio"/>	<input type="radio"/>
e. Network TV (ABC, NBC, etc.)	<input type="radio"/>	<input type="radio"/>
f. Cable TV news channels (e.g., Fox News)	<input type="radio"/>	<input type="radio"/>
g. Streaming video services (e.g., Netflix)	<input type="radio"/>	<input type="radio"/>
h. Music streaming services (e.g., Spotify)	<input type="radio"/>	<input type="radio"/>
i. Social media	<input type="radio"/>	<input type="radio"/>
j. General internet browsing	<input type="radio"/>	<input type="radio"/>
k. Podcasts	<input type="radio"/>	<input type="radio"/>
l. SiriusXM satellite radio	<input type="radio"/>	<input type="radio"/>
m. National newspaper (physical paper; e.g., New York Times)	<input type="radio"/>	<input type="radio"/>
n. National newspaper (online/app)	<input type="radio"/>	<input type="radio"/>
o. Your local public television station (Nebraska Public Media, formerly NET)	<input type="radio"/>	<input type="radio"/>
p. Your local public radio station (Nebraska Public Media, formerly NET)	<input type="radio"/>	<input type="radio"/>

Technology Use

28. Are you the person who typically gets the mail in your household?

- Yes
 No

29. If you received a request to do another survey like this one, would you prefer to complete the questionnaire...

- With an interviewer in your home
 With an interviewer over your telephone
 By mail
 By internet on a computer
 By internet on a smartphone or tablet

30. In an average year, approximately how many surveys do you think you fill out by mail, internet, and telephone?

- a. Number by mail
- b. Number by internet
- c. Number by telephone

31. When you use the internet, how often, if ever, do you require help or assistance?

- All the time
 Frequently
 Occasionally
 Rarely
 Never
 I don't use the internet → Go to #33

32. About how many days did you do each of the following activities online during the last month?

0 to 30 days

- a. Stream videos, TV, or movies
- b. Use social media (e.g., Facebook, Twitter, Instagram)
- c. Order food and groceries
- d. Make purchases other than food and groceries
- e. Use video conferencing programs for work purposes
- f. Use video conferencing programs to stay in touch with friends or family

33. If you had a choice of doing something over the internet or doing it some other way, which would you prefer?

- Doing it over the internet
 Doing it some other way

34. Do you have an iPhone, an Android, or a different type of smartphone?

- iPhone
 Android
 A different type of smartphone, specify:

- I do not have a smartphone

35. Excluding yourself, how many people in your household have a cell phone or smartphone?

- 0
 1
 2
 3
 4 or more

36. Do you currently have landline telephone service in your home?

- Yes
 No

COVID-19

37. All in all, do you think that the COVID-19 outbreak has been...

- Made a bigger deal than it really is
 Approached about right
 Made a smaller deal than it really is

38. Have you personally received at least one dose of a COVID-19 vaccine, or not?

- Yes, received at least one dose
 No, have not gotten the vaccine

39. Please indicate whether or not you have experienced each of the following.

	Yes	No
a. Thought you had COVID-19, even if you were not tested	<input type="radio"/>	<input type="radio"/>
b. Been refused a COVID-19 test	<input type="radio"/>	<input type="radio"/>
c. Been tested for COVID-19	<input type="radio"/>	<input type="radio"/>
d. Been diagnosed with COVID-19	<input type="radio"/>	<input type="radio"/>
e. Been hospitalized with COVID-19	<input type="radio"/>	<input type="radio"/>

Outdoor Recreational Activities

40. Does the “Clean, Drain, Dry” educational campaign apply to the following?

	Yes	No	Don't know
a. All-terrain vehicles	<input type="radio"/>	<input type="radio"/>	<input type="radio"/>
b. Farm and ranch implements	<input type="radio"/>	<input type="radio"/>	<input type="radio"/>
c. Hunting and fishing gear	<input type="radio"/>	<input type="radio"/>	<input type="radio"/>
d. Kitchen utensils and dishes	<input type="radio"/>	<input type="radio"/>	<input type="radio"/>
e. Sinks and toilets	<input type="radio"/>	<input type="radio"/>	<input type="radio"/>
f. Watercraft and related gear	<input type="radio"/>	<input type="radio"/>	<input type="radio"/>

41. Are you aware of the following animals and plants?

	Yes	No	Unsure
a. Bighead Carp (Asian Carp)	<input type="radio"/>	<input type="radio"/>	<input type="radio"/>
b. Black Carp	<input type="radio"/>	<input type="radio"/>	<input type="radio"/>
c. Channel Catfish	<input type="radio"/>	<input type="radio"/>	<input type="radio"/>
d. Common Carp	<input type="radio"/>	<input type="radio"/>	<input type="radio"/>
e. Curlyleaf Pondweed	<input type="radio"/>	<input type="radio"/>	<input type="radio"/>
f. Eurasian Watermilfoil	<input type="radio"/>	<input type="radio"/>	<input type="radio"/>
g. Grass Carp	<input type="radio"/>	<input type="radio"/>	<input type="radio"/>
h. Hydrilla	<input type="radio"/>	<input type="radio"/>	<input type="radio"/>
i. Largemouth Bass	<input type="radio"/>	<input type="radio"/>	<input type="radio"/>
j. Northern Snakehead	<input type="radio"/>	<input type="radio"/>	<input type="radio"/>
k. Rusty Crayfish	<input type="radio"/>	<input type="radio"/>	<input type="radio"/>
l. Sago Pondweed	<input type="radio"/>	<input type="radio"/>	<input type="radio"/>
m. Sea Lamprey	<input type="radio"/>	<input type="radio"/>	<input type="radio"/>
n. Silver Carp (Asian Carp)	<input type="radio"/>	<input type="radio"/>	<input type="radio"/>
o. Walleye	<input type="radio"/>	<input type="radio"/>	<input type="radio"/>
p. White Perch	<input type="radio"/>	<input type="radio"/>	<input type="radio"/>
q. Zebra Mussels	<input type="radio"/>	<input type="radio"/>	<input type="radio"/>

42. Are Zebra Mussels currently present within the following Nebraska and surrounding waterbodies?

	Yes	No	Don't know
a. Glendo Reservoir, WY	<input type="radio"/>	<input type="radio"/>	<input type="radio"/>
b. Harlan County Reservoir	<input type="radio"/>	<input type="radio"/>	<input type="radio"/>
c. Lake Francis Case, SD	<input type="radio"/>	<input type="radio"/>	<input type="radio"/>
d. Lake McConaughy	<input type="radio"/>	<input type="radio"/>	<input type="radio"/>
e. Lewis and Clark Lake	<input type="radio"/>	<input type="radio"/>	<input type="radio"/>
f. Milford Reservoir, KS	<input type="radio"/>	<input type="radio"/>	<input type="radio"/>
g. Missouri River	<input type="radio"/>	<input type="radio"/>	<input type="radio"/>
h. Offutt Air Force Base Lake	<input type="radio"/>	<input type="radio"/>	<input type="radio"/>
i. Okoboji Lakes, IA	<input type="radio"/>	<input type="radio"/>	<input type="radio"/>
j. Platte River	<input type="radio"/>	<input type="radio"/>	<input type="radio"/>
k. Table Rock Lake, MO	<input type="radio"/>	<input type="radio"/>	<input type="radio"/>
l. Zorinsky Lake	<input type="radio"/>	<input type="radio"/>	<input type="radio"/>

43. Do you generally participate in outdoor recreational activities in each of the following seasons?

	Yes	No
a. Winter	<input type="radio"/>	<input type="radio"/>
b. Spring	<input type="radio"/>	<input type="radio"/>
c. Summer	<input type="radio"/>	<input type="radio"/>
d. Fall	<input type="radio"/>	<input type="radio"/>

44. Do you or someone in your household own a watercraft (motorboat, kayak, canoe, etc.)?

- Yes
 No

45. How have your outdoor recreational experiences been affected by aquatic (water-based) invasive species?

- Positively affected
 Not affected
 Negatively affected

46. How have your outdoor recreational experiences been affected by terrestrial (water-based) invasive species?

- Positively affected
 Not affected
 Negatively affected

47. How has your amount of time in outdoor recreational activities changed because of Bighead or Silver Carp (also known as Asian Carp and Invasive Carp)?

- Increased
 Stayed the same
 Decreased

48. Which ONE of the following best describes your interest or involvement in fishing?

- I have never heard of fishing
 I have heard of fishing, but never thought about going fishing
 I am curious about fishing, but never thought about going fishing
 I have fished with assistance or invitation from someone else, but have no interest in fishing again
 I have fished with assistance or invitation from someone else, and I want to go fishing again (and I would fish again if I have support)
 I fish regularly
 I fish regularly and am compelled to teach others to fish
 I used to fish, but no longer fish

Traffic Safety

49. How often do you use seat belts when you drive or ride in a motor vehicle?
- Always
 - Nearly always
 - Sometimes
 - Seldom
 - Never
50. How likely or unlikely are you to get a ticket if you don't wear your seat belt?
- Very likely
 - Likely
 - Neither likely nor unlikely
 - Unlikely
 - Very unlikely
51. Should law enforcement officers be allowed to stop a vehicle and write a ticket solely because the driver and/or passengers are not wearing a seat belt?
- Yes
 - No
52. In the past 60 days, have you read, seen, or heard anything about seat belt enforcement?
- Yes
 - No
53. In the past 60 days, have you read, seen, or heard any child passenger safety seat messages?
- Yes
 - No
54. In the past 60 days, have you read, seen, or heard anything about speeding enforcement?
- Yes
 - No
55. How likely or unlikely are you to get a ticket if you drive over the speed limit?
- Very likely
 - Likely
 - Neither likely nor unlikely
 - Unlikely
 - Very unlikely
56. Would you support or oppose a law that allows law enforcement to stop a driver and ticket them solely for talking on a cell phone while driving?
- Support
 - Oppose
 - Don't know
57. Would you support or oppose a law that allows law enforcement to stop a driver and ticket them solely for texting while driving?
- Support
 - Oppose
 - Don't know
58. Do you support or oppose Nebraska's mandatory motorcycle helmet law?
- Support
 - Oppose
 - Don't know
59. In the past 60 days, how many times have you driven a motor vehicle within 2 hours after drinking alcoholic beverages?
- Never
 - Once
 - 2-5 times
 - More than 5 times
60. In the past 60 days, have you read, seen, or heard any drunk driving-related messages?
- Yes
 - No
61. Do you think driving under the influence of marijuana increases the risk of having a crash?
- Yes
 - No
 - Don't know
62. Do you think driving under the influence of other drugs increases the risk of having a crash?
- Yes
 - No
 - Don't know
63. Do you know anyone who drives after smoking or ingesting marijuana or other drugs?
- Yes
 - No
 - Don't know
64. Do you have a driver's license?
- Yes
 - No

Immigration

65. Compared to 10 years ago, do you think there are more immigrants in your community now, about the same, or fewer?
- More
 - About the same
 - Fewer
66. How much do you think the number of immigrants from foreign countries coming to live in your community should increase or decrease?
- Increase a lot
 - Increase a little
 - Stay the same as it is now
 - Decrease a little
 - Decrease a lot

67. Refugee policy says that state governments must provide funding to pay for recently arrived refugees and their families' short-term housing and health insurance assistance. How long should the state government provide these funds?
- State governments should not provide any funding
 - One month
 - More than one month, but less than six months
 - Six months
 - More than six months, but less than one year
 - One year
 - More than one year, but less than five years
 - Five years or longer, if necessary

68. How much do you agree or disagree with each of the following statements?

	Strongly agree	Agree	Neither agree nor disagree	Disagree	Strongly disagree
a. Religious traditions are generally welcoming to immigrants.	<input type="radio"/>	<input type="radio"/>	<input type="radio"/>	<input type="radio"/>	<input type="radio"/>
b. My religious beliefs motivate me to welcome immigrants into my community.	<input type="radio"/>	<input type="radio"/>	<input type="radio"/>	<input type="radio"/>	<input type="radio"/>
c. Refugees who are Christian should get preference over refugees who are Muslim.	<input type="radio"/>	<input type="radio"/>	<input type="radio"/>	<input type="radio"/>	<input type="radio"/>
d. Citizenship should be available to undocumented immigrants who were brought here as children under the age of 16 and have been living in the US for 5 years.	<input type="radio"/>	<input type="radio"/>	<input type="radio"/>	<input type="radio"/>	<input type="radio"/>
e. Police should be allowed to raid businesses and homes in order to find undocumented workers.	<input type="radio"/>	<input type="radio"/>	<input type="radio"/>	<input type="radio"/>	<input type="radio"/>
f. Deportation is a good solution for immigration issues.	<input type="radio"/>	<input type="radio"/>	<input type="radio"/>	<input type="radio"/>	<input type="radio"/>
g. Immigrants are invading our country and replacing our cultural and ethnic background.	<input type="radio"/>	<input type="radio"/>	<input type="radio"/>	<input type="radio"/>	<input type="radio"/>

69. How acceptable would it be for you if someone coming from a different country to live in Nebraska, who is racially and ethnically different from the majority of the population, were to...

	Totally acceptable	Slightly acceptable	Neutral	Slightly unacceptable	Totally unacceptable
a. Be appointed as your boss?	<input type="radio"/>	<input type="radio"/>	<input type="radio"/>	<input type="radio"/>	<input type="radio"/>
b. Move to the house next door?	<input type="radio"/>	<input type="radio"/>	<input type="radio"/>	<input type="radio"/>	<input type="radio"/>
c. Marry a close relative of yours?	<input type="radio"/>	<input type="radio"/>	<input type="radio"/>	<input type="radio"/>	<input type="radio"/>

70. To what extent do you think the United States should allow...

	Allow many	Allow some	Allow a few	Allow none
a. People from the <u>richer</u> countries in Latin America to come and live here?	<input type="radio"/>	<input type="radio"/>	<input type="radio"/>	<input type="radio"/>
b. People from the <u>poorer</u> countries in Latin America to come and live here?	<input type="radio"/>	<input type="radio"/>	<input type="radio"/>	<input type="radio"/>
c. People from the <u>richer</u> Middle Eastern countries to come and live here?	<input type="radio"/>	<input type="radio"/>	<input type="radio"/>	<input type="radio"/>
d. People from the <u>poorer</u> Middle Eastern countries to come and live here?	<input type="radio"/>	<input type="radio"/>	<input type="radio"/>	<input type="radio"/>

Family Relationships

71. Have you ever (now or in the past) been estranged from one or more family members (e.g., parents, grandparents, siblings, children, uncles, aunts, cousins, or other relatives)? Estrangement means that, for a period of time, one or both of you avoided contact with one another due to a conflict.

- Yes, currently
- Yes, but not currently
- No → Go to #75

72. From which family member(s) are/were you estranged (e.g., your parent, child, sibling, etc.)?

73. Did any of your family estrangement(s) result in, result from, or affect any legal proceedings (e.g., court cases, restraining orders, child/elder welfare, probate)?

- Yes
- No → Go to #75
- Unsure

74. Please describe any legal proceedings that may be relevant to your estrangement(s).

Substance Use

75. How often do you have a drink containing alcohol?

- Never
- Monthly or less
- 2-4 times a month
- 2-3 times a week
- 4 or more times a week

76. How many standard drinks containing alcohol do you have on a typical day?

- 1-2
- 3-4
- 5-6
- 7-9
- 10 or more

77. How often do you have six or more drinks on one occasion?

- Never
- Less than monthly
- Monthly
- Weekly
- Daily or almost daily

78. In the past 6 months, have you smoked cigarettes?

- Yes
- No → Go to #80

79. How many cigarettes do you usually smoke in a day?

- None
- Less than 1 cigarette a day
- 1-5 cigarettes a day
- Half a pack a day
- A pack or more a day

80. In the past 6 months, have you vaped or used electronic cigarettes, also known as e-cigs, with nicotine?

- Yes
- No → Go to #82

81. In the past 30 days, how many days did you vape or use electronic cigarettes, also known as e-cigs, with nicotine?

- 0 days
- 1-2 days
- 3-9 days
- 10-29 days
- All 30 days

82. Have you used any of the following substances in ways other than prescribed in the past year?

	Yes	No
a. Marijuana/Cannabis	<input type="radio"/>	<input type="radio"/>
b. Delta 8 "D8" THC	<input type="radio"/>	<input type="radio"/>
c. Cocaine	<input type="radio"/>	<input type="radio"/>
d. Methamphetamine	<input type="radio"/>	<input type="radio"/>
e. Amphetamine	<input type="radio"/>	<input type="radio"/>
f. Heroin	<input type="radio"/>	<input type="radio"/>
g. Opioids other than heroin	<input type="radio"/>	<input type="radio"/>
h. Hallucinogens or psychedelics	<input type="radio"/>	<input type="radio"/>

83. Have you used any of the following substances in ways other than prescribed in your lifetime?

	Yes	No
a. Marijuana/Cannabis	<input type="radio"/>	<input type="radio"/>
b. Delta 8 "D8" THC	<input type="radio"/>	<input type="radio"/>
c. Cocaine	<input type="radio"/>	<input type="radio"/>
d. Methamphetamine	<input type="radio"/>	<input type="radio"/>
e. Amphetamine	<input type="radio"/>	<input type="radio"/>
f. Heroin	<input type="radio"/>	<input type="radio"/>
g. Opioids other than heroin	<input type="radio"/>	<input type="radio"/>
h. Hallucinogens or psychedelics	<input type="radio"/>	<input type="radio"/>

84. Could you get the following substances in ways other than through a prescription if you wanted to?

	Yes	No
a. Marijuana/Cannabis	<input type="radio"/>	<input type="radio"/>
b. Delta 8 "D8" THC	<input type="radio"/>	<input type="radio"/>
c. Cocaine	<input type="radio"/>	<input type="radio"/>
d. Methamphetamine	<input type="radio"/>	<input type="radio"/>
e. Amphetamine	<input type="radio"/>	<input type="radio"/>
f. Heroin	<input type="radio"/>	<input type="radio"/>
g. Opioids other than heroin	<input type="radio"/>	<input type="radio"/>
h. Hallucinogens or psychedelics	<input type="radio"/>	<input type="radio"/>

85. Do you know anyone close to you that currently uses any of the following substances in ways that are not prescribed?

	Yes	No
a. Marijuana/Cannabis	<input type="radio"/>	<input type="radio"/>
b. Delta 8 "D8" THC	<input type="radio"/>	<input type="radio"/>
c. Cocaine	<input type="radio"/>	<input type="radio"/>
d. Methamphetamine	<input type="radio"/>	<input type="radio"/>
e. Amphetamine	<input type="radio"/>	<input type="radio"/>
f. Heroin	<input type="radio"/>	<input type="radio"/>
g. Opioids other than heroin	<input type="radio"/>	<input type="radio"/>
h. Hallucinogens or psychedelics	<input type="radio"/>	<input type="radio"/>

86. Do you know anyone who has experienced a drug overdose in the past year?

- Yes
 No

87. Do you know where to get Narcan (naloxone) if you needed it?

- Yes
 No
 I don't know what this is → Go to #89

88. Do you know how to use Narcan (naloxone)?

- Yes
 No

89. Do you know what a syringe service program is?

- Yes
 No

90. Which view comes closer to your view about the use of marijuana by adults?

- It should be legal for medical AND recreational use
 It should be legal for medical use only
 It should not be legal

91. If marijuana/cannabis were to become legal for medical use in Nebraska, do you think you would use it?

- Yes
 No

92. If marijuana/cannabis were to become legal for medical use in Nebraska, do you think you would use marijuana to substitute for any current medications?

- Yes
 No

93. In 2020, the state of Oregon passed a law decriminalizing the possession of a small amount of drugs. Now people possessing these drugs are given a fine instead of being sent to prison. The person can have the fine waived if they choose to complete a health assessment at an addiction recovery center.

Would you oppose or support a similar measure here in Nebraska?

- Strongly oppose
 Oppose
 Support
 Strongly support

94. In 2021 and 2022 the states of New York and Rhode Island will open Overdose Prevention Centers. These places have trained staff and offer sterile supplies for people who use drugs in the center to prevent overdose deaths and the transmission of diseases like HIV and hepatitis C.

Would you oppose or support opening Overdose Prevention Centers here in Nebraska?

- Strongly oppose
 Oppose
 Support
 Strongly support

95. How much do you disagree or agree with the following statements when thinking about cocaine, methamphetamines, or heroin?

	Strongly disagree	Disagree	Neither disagree or agree	Agree	Strongly agree
a. Most people in my community believe that a person who uses these substances cannot be trusted	<input type="radio"/>	<input type="radio"/>	<input type="radio"/>	<input type="radio"/>	<input type="radio"/>
b. Most people in my community believe that a person who uses these substances is dangerous	<input type="radio"/>	<input type="radio"/>	<input type="radio"/>	<input type="radio"/>	<input type="radio"/>
c. Most people in my community think that a person who uses these substances is to blame for their own problems	<input type="radio"/>	<input type="radio"/>	<input type="radio"/>	<input type="radio"/>	<input type="radio"/>
d. Most people in my community believe that a person uses these substances is lazy	<input type="radio"/>	<input type="radio"/>	<input type="radio"/>	<input type="radio"/>	<input type="radio"/>

96. How much do you disagree or agree with the following statements when thinking about opioids?

	Strongly disagree	Disagree	Neither disagree or agree	Agree	Strongly agree
a. Most people in my community believe that a person who uses opioids cannot be trusted	<input type="radio"/>	<input type="radio"/>	<input type="radio"/>	<input type="radio"/>	<input type="radio"/>
b. Most people in my community believe that a person who uses opioids is dangerous	<input type="radio"/>	<input type="radio"/>	<input type="radio"/>	<input type="radio"/>	<input type="radio"/>
c. Most people in my community think that a person who uses opioids is to blame for their own problems	<input type="radio"/>	<input type="radio"/>	<input type="radio"/>	<input type="radio"/>	<input type="radio"/>
d. Most people in my community believe that a person uses opioids is lazy	<input type="radio"/>	<input type="radio"/>	<input type="radio"/>	<input type="radio"/>	<input type="radio"/>

97. How much do you disagree or agree with the following statements when thinking about marijuana/cannabis?

	Strongly disagree	Disagree	Neither disagree or agree	Agree	Strongly agree
a. Most people in my community believe that a person who uses marijuana cannot be trusted	<input type="radio"/>	<input type="radio"/>	<input type="radio"/>	<input type="radio"/>	<input type="radio"/>
b. Most people in my community believe that a person who uses marijuana is dangerous	<input type="radio"/>	<input type="radio"/>	<input type="radio"/>	<input type="radio"/>	<input type="radio"/>
c. Most people in my community think that a person who uses marijuana is to blame for their own problems	<input type="radio"/>	<input type="radio"/>	<input type="radio"/>	<input type="radio"/>	<input type="radio"/>
d. Most people in my community believe that a person uses marijuana is lazy	<input type="radio"/>	<input type="radio"/>	<input type="radio"/>	<input type="radio"/>	<input type="radio"/>

98. How much do you disagree or agree with the following statements?

	Strongly disagree	Disagree	Neither disagree or agree	Agree	Strongly agree
a. It should be legal for a person to possess a syringe with intent to inject an illicit drug into their body.	<input type="radio"/>	<input type="radio"/>	<input type="radio"/>	<input type="radio"/>	<input type="radio"/>
b. It should be legal for Nebraskans to distribute sterile syringes or needles for the prevention of the spread of infectious diseases.	<input type="radio"/>	<input type="radio"/>	<input type="radio"/>	<input type="radio"/>	<input type="radio"/>

Youth Court System

99. In your opinion, if it is known for certain that a youth committed an offense, how important is it that a process...

	Extremely important	Very important	Moderately important	Slightly important	Not at all important
a. Punish the youth for their actions	<input type="radio"/>	<input type="radio"/>	<input type="radio"/>	<input type="radio"/>	<input type="radio"/>
b. Involve the youth's family in the process	<input type="radio"/>	<input type="radio"/>	<input type="radio"/>	<input type="radio"/>	<input type="radio"/>
c. Address family/social issues that may underlie reasons for the offense	<input type="radio"/>	<input type="radio"/>	<input type="radio"/>	<input type="radio"/>	<input type="radio"/>
d. Take into account the victim's needs/desires	<input type="radio"/>	<input type="radio"/>	<input type="radio"/>	<input type="radio"/>	<input type="radio"/>
e. Provide the offending youth with a chance to apologize and make amends	<input type="radio"/>	<input type="radio"/>	<input type="radio"/>	<input type="radio"/>	<input type="radio"/>
f. Require the offending youth to take responsibility for their actions	<input type="radio"/>	<input type="radio"/>	<input type="radio"/>	<input type="radio"/>	<input type="radio"/>

100. Have you heard of restorative justice before?

- Yes
- No
- Unsure

In a traditional approach, a judge decides and assigns punishment. In contrast, a restorative justice (RJ) approach emphasizes amends, not punishment. In RJ, the offending youth meets with those impacted by the youth's actions to discuss the effects of the youth's offense. With help from a facilitator, they develop a plan for the youth to take responsibility and repair the harm to those affected.

101. In your opinion, when it comes to youth offenses, how does the restorative justice approach seem to compare to the traditional approach?

- The restorative justice approach seems much better.
- The restorative justice approach seems somewhat better.
- The restorative justice approach and the traditional approach seem about the same.
- The traditional approach seems somewhat better.
- The traditional approach seems much better.

LGBT Rights

Now, we would like to get your views on some issues related to LGBT (lesbian, gay, bisexual, and transgender) people that are being discussed in the country today.

102. Do you favor or oppose laws to protect gay men and lesbians from job discrimination?

- Favor
- Oppose

103. Do you favor or oppose laws to protect transgender people from job discrimination?

- Favor
- Oppose

104. Which of the following come closest to your beliefs?

- Transgender people should be allowed to use the public restrooms of the gender with which they identify.
- Transgender people should be required to use the public restrooms of the gender they were born into.

105. Do you favor or oppose laws to allow business owners to deny services to gay men and lesbians based on the owner's religious beliefs?

- Favor
- Oppose

106. Which statement comes closer to your views, even if neither is exactly right?
- Whether someone is a man or a woman is determined by the sex they were assigned at birth.
 - Someone can be a man or a woman even if that is different from the sex they were assigned at birth.

107. Why did you select your answer to the previous question?

108. What do you think about sexual relations between two consenting adults of the same sex?
- It's always wrong
 - It's almost always wrong
 - It's wrong only sometimes
 - It's not wrong at all

109. Why did you select your answer to the previous question?

About Your Household

110. Do you or some member of your household own your home outright, buying it, or renting?
- Own outright
 - Buying (paying a mortgage)
 - Renting
 - Provided as part of job/wages
 - Other, specify:

111. Which of the following comes closest to the kind of housing unit you now live in?

- Detached single family house
- Mobile home
- Townhouse/Condominium
- Apartment/Duplex
- Other, specify:

112. What is your current marital or relationship status?

- Married
- Married, living apart
- Not married, but living with a partner (cohabiting)
- Never married
- Divorced
- Widowed
- Separated

113. Please indicate the category that describes your total family income in the last 12 months.

- Less than \$10,000
- \$10,000 to less than \$20,000
- \$20,000 to less than \$30,000
- \$30,000 to less than \$40,000
- \$40,000 to less than \$50,000
- \$50,000 to less than \$75,000
- \$75,000 to less than \$100,000
- \$100,000 to less than \$150,000
- \$150,000 or more

114. During the past 12 months, how much difficulty have you had paying your bills?

- A great deal of difficulty
- Quite a bit of difficulty
- Some difficulty
- A little difficulty
- No difficulty at all

115. Overall, how satisfied or dissatisfied are you with your current financial situation?

- Very satisfied
- Satisfied
- Neither satisfied nor dissatisfied
- Dissatisfied
- Very dissatisfied

About Yourself

116. What year were you born?

117. What is your current gender?

- Male
 Female
 I use a different term:

118. Which of the following best represents how you think of yourself?

- Lesbian or gay
 Straight, that is not gay or lesbian
 Bisexual
 I use a different term:

119. As far as you know, are any of your immediate family members, relatives, neighbors, co-workers, or close friends gay, lesbian, or bisexual?

- Yes
 No

120. As far as you know, are any of your immediate family members, relatives, neighbors, co-workers, or close friends transgender?

- Yes
 No

121. Were you born in Nebraska, another state, or a foreign country?

- Nebraska
 Another state
 Foreign country

122. Are you still living in the same residence as you were 2 years ago?

- Yes
 No

123. Do you live on a farm, in open country but not on a farm, or in a town or city?

- Farm
 Open country, but not a farm
 Town or city

124. Growing up, did you spend the majority of your time on a farm, in open country but not on a farm, or in a town or city?

- Farm
 Open country, but not a farm
 Town or city

125. How much do you think of yourself as a country or rural person?

- Not at all country or rural
 A little country or rural
 Somewhat country or rural
 Very country or rural
 Completely country or rural

126. How much do you think of yourself as a city or urban person?

- Not at all city or urban
 A little city or urban
 Somewhat city or urban
 Very city or urban
 Completely city or urban

127. How many years have you lived in this Nebraska county? (Please enter "0" if less than 1 year.)

 Year(s)

128. What is your zip code?

129. In general, how would you describe your political views?

- Very liberal
 Liberal
 Middle-of-the-road
 Conservative
 Very conservative
 Other, specify:

130. In general, what do you consider yourself politically?

- Democrat
 Republican
 Independent
 Other, specify:

131. Who did you vote for in the 2020 Presidential Election?

- Biden
 Trump
 Other, specify:

- Did not vote

132. How often do you interact "face to face" with people of a different race or ethnicity?

- Daily
- Weekly
- Monthly
- Almost never
- Never

133. Do you consider yourself to be Hispanic or Latino/a?

- Yes
- No

134. What race or races do you consider yourself to be? (Check all that apply)

- White (Caucasian)
- Black or African American
- Asian
- American Indian or Alaska Native
- Native Hawaiian or other Pacific Islander
- Other, specify:

135. Would you say that your overall health and well-being is excellent, good, fair or poor?

- Excellent
- Good
- Fair
- Poor

136. Do you smoke cigarettes?

- Yes
- No

137. Do you typically work full-time, part-time, go to school, keep house, or something else? (Check all that apply)

- Working full-time (35 hours or more)
- Working part-time
- Have a job, but not at work (due to illness, vacation, or strike)
- Unemployed, laid off, looking for work
- Retired
- In school
- Keeping house
- Disabled
- Other, specify:

→ Go to #140

138. During the average week, how many hours do you usually work, NOT including the time you travel to and from work? (In the box below, write the total hours worked including any second jobs.)

 average total hours per week

139. How satisfied or dissatisfied are you with your job?

- Very satisfied
- Satisfied
- Neither satisfied nor dissatisfied
- Dissatisfied
- Very dissatisfied

140. What is the highest degree you have attained?

- No diploma
- High School Diploma/GED
- Some college, but no degree
- Technical/Associate/Junior College (2 yr, LPN)
- Bachelor's Degree (4 yr, BA, BS, RN)
- Graduate Degree (Masters, PhD, Law, Medicine)

141. How many times in the past 12 months have you:

- a. Worked on a community project?
- b. Attended any public meeting in which there was a discussion of town or school affairs?
- c. Attended a political meeting or rally?
- d. Attended any club or organizational meeting (not including meetings for work)?
- e. Volunteered?
- f. Attended religious services (not including weddings and funerals)?

142. Do you consider yourself to be Protestant, Catholic, Jewish, Muslim, or something else?

- Protestant
- Catholic
- Jewish
- Muslim
- None (no religion)
- Other, specify:

143. How often do you attend religious services?

- Several times a week
- Once a week
- Nearly every week
- About once a month
- Several times a year
- About once a year
- Less than once a year
- Never

144. In general, how much do your religious or spiritual beliefs influence your daily life?

- Very much
- Quite a bit
- Some
- A little
- None
- Doesn't apply, not religious or spiritual

145. Do you have internet access at home, including through a cellular signal?

- Yes
- No → Go to #149

146. Do you have each of the following types of internet access at home?

	Yes	No
a. Dial-up internet service	<input type="radio"/>	<input type="radio"/>
b. Higher speed broadband service (DSL, cable, or fiber optic)	<input type="radio"/>	<input type="radio"/>
c. Internet through cellular service	<input type="radio"/>	<input type="radio"/>

147. How dependable is your internet service at home?

- Very dependable
- Mostly dependable
- Somewhat dependable
- A little dependable
- Not dependable at all

148. How fast or slow is your internet service at home?

- Very fast
- Somewhat fast
- Somewhat slow
- Very slow

149. Do you have...

- A smartphone
- Both a cell phone and a smartphone
- A cell phone, but not a smartphone
- None

150. During the past 4 weeks (28 days), how much of the time did you feel:

	All of the time	Most of the time	Some of the time	A little of the time	None of the time
a. So sad nothing could cheer you up?	<input type="radio"/>	<input type="radio"/>	<input type="radio"/>	<input type="radio"/>	<input type="radio"/>
b. Nervous?	<input type="radio"/>	<input type="radio"/>	<input type="radio"/>	<input type="radio"/>	<input type="radio"/>
c. Restless or fidgety?	<input type="radio"/>	<input type="radio"/>	<input type="radio"/>	<input type="radio"/>	<input type="radio"/>
d. Hopeless?	<input type="radio"/>	<input type="radio"/>	<input type="radio"/>	<input type="radio"/>	<input type="radio"/>
e. That everything was an effort?	<input type="radio"/>	<input type="radio"/>	<input type="radio"/>	<input type="radio"/>	<input type="radio"/>
f. Worthless?	<input type="radio"/>	<input type="radio"/>	<input type="radio"/>	<input type="radio"/>	<input type="radio"/>

151. Please use the space below to provide any comments or feedback.

Thank you!

We greatly appreciate the time you have taken to complete this survey. For your convenience, please use the postage-paid return envelope included in your survey packet to return your questionnaire.

Questions or requests from this survey can be directed to:
Bureau of Sociological Research University of Nebraska-Lincoln
907 Oldfather Hall PO Box 880325 Lincoln, NE 68588-0325
Phone: 1-800-480-4549 (toll free) E-mail: bosr@unl.edu

Web

Thank you for completing this questionnaire. This survey will help better understand the views and experiences of Nebraskans.

To begin the survey, please enter your unique ID number in the box below. Your ID number can be found in the survey invitation letter we mailed to you.

Unique Identification
Number



Household Make-Up

Including yourself, how many people total live in your household?

Total number of people

How many children age 18 and younger live in your household?

children (age 18 and younger)

How many of the people living in your household are adults age 19 or over?

adults (age 19 and older)



NASIS 2022

Questions? 1-800-480-4549 or bosr@unl.edu

Are you the adult (age 19 or over) in your household with the next birthday after July 1, 2022?

Yes

No



NASIS 2022
Questions? 1-800-480-4549 or bosr@unl.edu

In order to make sure that we hear from all types of Nebraskans, please give this survey to the adult age 19 or older in your household with the next birthday after July 1, 2022.



NASIS 2022
Questions? 1-800-480-4549 or bosr@unl.edu

Are you the adult (age 19 or over) in your household with the next birthday after July 1, 2022?

Yes

No



NASIS 2022
Questions? 1-800-480-4549 or bosr@unl.edu

Life in Nebraska

Overall, how satisfied or dissatisfied are you with living in Nebraska?

- Very satisfied
- Somewhat satisfied
- Neutral
- Somewhat dissatisfied
- Very dissatisfied

All in all, do you think things in Nebraska are generally headed in the right direction or the wrong direction?

- Right direction
- Wrong direction
- Unsure

All in all, do you think things in the country as a whole are generally headed in the right direction or the wrong direction?

- Right direction
- Wrong direction
- Unsure



NASIS 2022
Questions? 1-800-480-4549 or bosr@unl.edu

Transportation

How many motor vehicles (e.g., cars, trucks, vans, SUVs) are available for regular use by people in your household? *Please enter "0" if no vehicles are available.*

Total number of vehicles

In the past 12 months, has lack of transportation (e.g., not having a car or a ride) kept you from medical appointments, work, or other activities?

- Yes, it has kept me from medical activities (e.g., doctor's appointments, treatments, or getting prescription medications)
- Yes, it has kept me from non-medical activities (e.g., work, getting groceries, or other activities)
- Yes, it has kept me from both medical and non-medical activities
- No

Do you have a disability or chronic condition that limits your daily activities?

- Yes
- No



NASIS 2022
Questions? 1-800-480-4549 or bsr@unl.edu

Mental Health Care

Have you, a family member, or a close friend experienced mental health needs?

- Yes
- No
- Prefer not to answer

Do you know how to access mental health care services where you live?

- Yes
- No

Do you know how to access mental health care services where you live for a school-age child (grades K-12)?

- Yes
- No

Do you know how to access mental health care services where you live for a young child (ages 2-5)?

- Yes
- No



NASIS 2022
Questions? 1-800-480-4549 or bsr@unl.edu

Are mental health care services provided in a location that is convenient to you?

- Yes
- No
- Unsure

How much knowledge do you have about mental health?

- A lot of knowledge
- Quite a bit of knowledge
- Some knowledge
- A little knowledge
- No knowledge



NASIS 2022
Questions? 1-800-480-4549 or bosr@unl.edu

How much do you agree or disagree with each of the following statements?

	Strongly agree	Agree	Neither agree nor disagree	Disagree	Strongly disagree
Mental health care is important.	<input type="radio"/>	<input type="radio"/>	<input type="radio"/>	<input type="radio"/>	<input type="radio"/>
Most people in my community think mental health care is important.	<input type="radio"/>	<input type="radio"/>	<input type="radio"/>	<input type="radio"/>	<input type="radio"/>
Most people in my community would seek help if they had a mental health need.	<input type="radio"/>	<input type="radio"/>	<input type="radio"/>	<input type="radio"/>	<input type="radio"/>
Individuals with mental health needs are at higher risk to do something violent to themselves.	<input type="radio"/>	<input type="radio"/>	<input type="radio"/>	<input type="radio"/>	<input type="radio"/>
Individuals with mental health needs are at higher risk to do something violent to <u>others</u> .	<input type="radio"/>	<input type="radio"/>	<input type="radio"/>	<input type="radio"/>	<input type="radio"/>
Individuals with mental health needs will achieve less in life compared to others.	<input type="radio"/>	<input type="radio"/>	<input type="radio"/>	<input type="radio"/>	<input type="radio"/>
Schools in my community are supportive of students with mental health needs.	<input type="radio"/>	<input type="radio"/>	<input type="radio"/>	<input type="radio"/>	<input type="radio"/>
Most people in my community are understanding of individuals with mental health needs.	<input type="radio"/>	<input type="radio"/>	<input type="radio"/>	<input type="radio"/>	<input type="radio"/>
Most people in my community think less of individuals with mental health needs.	<input type="radio"/>	<input type="radio"/>	<input type="radio"/>	<input type="radio"/>	<input type="radio"/>

In my community, people with mental health needs experience discrimination.

In my community, adults with mental health needs talk openly with others about their experiences.

In my community, youth with mental health needs talk openly with others about their experiences.

In my community, parents of children with mental health needs talk openly with others about their experiences.

The COVID-19 pandemic has caused an increase in the mental health needs of adults in my community.

The COVID-19 pandemic has caused an increase in the mental health needs of children in my community.



NASIS 2022
Questions? 1-800-480-4549 or bosr@unl.edu

Public Media

How much do you agree or disagree with each of the following?

	Strongly agree	Agree	Neither agree nor disagree	Disagree	Strongly disagree
I trust the information from local news sources.	<input type="radio"/>	<input type="radio"/>	<input type="radio"/>	<input type="radio"/>	<input type="radio"/>
I trust the information from national news sources.	<input type="radio"/>	<input type="radio"/>	<input type="radio"/>	<input type="radio"/>	<input type="radio"/>
I trust the information from my local public media station.	<input type="radio"/>	<input type="radio"/>	<input type="radio"/>	<input type="radio"/>	<input type="radio"/>

In the past 12 months, have you watched any programs on Nebraska Public Media (formerly NET)?

Yes

No

In the past 12 months, have you listened to any programs on Nebraska Public Media (formerly NET)?

Yes

No

In the past 12 months, what television or radio program(s) did you watch and/or listen to on Nebraska Public Media (formerly NET), if any?



NASIS 2022

Questions? 1-800-480-4549 or bosr@unl.edu

In an average week, how many hours do you spend listening, watching, and/or engaging online with public media (e.g., NPR, PBS) programming? If you are unsure, make your best guess.

- 0 hours a week
- 1 – 5 hours a week
- 6 – 11 hours a week
- 12 – 17 hours a week
- 18 – 25 hours a week
- 25+ hours a week

In your opinion, how important is it to fund public media in Nebraska?

- Very important
- Somewhat important
- Not very important
- Not at all important

In your opinion, how important is it for individuals to donate to public media in Nebraska?

- Very important
- Somewhat important
- Not very important
- Not at all important

What one word best describes Nebraska Public Media (formerly NET)?



NASIS 2022
Questions? 1-800-480-4549 or bosr@unl.edu

In your opinion, which of the following issues facing Nebraskans is of greatest concern?

- Access to affordable healthcare
- Economic stability
- Political divide
- Affordable housing
- Access to quality schools and education
- Preservation of natural resources
- Access to the internet
- Food insecurity
- Other, please specify:



NASIS 2022
Questions? 1-800-480-4549 or bosr@unl.edu

Do you use each of the following sources of media regularly (i.e., weekly)?

	Yes	No
AM/FM radio stations in your city/town	<input type="radio"/>	<input type="radio"/>
Local TV stations	<input type="radio"/>	<input type="radio"/>
Local newspaper (physical paper)	<input type="radio"/>	<input type="radio"/>
Local newspaper (online/app)	<input type="radio"/>	<input type="radio"/>
Network TV (ABC, NBC, etc.)	<input type="radio"/>	<input type="radio"/>
Cable TV news channels (e.g., Fox News)	<input type="radio"/>	<input type="radio"/>
Streaming video services (e.g., Netflix)	<input type="radio"/>	<input type="radio"/>
Music streaming services (e.g., Spotify)	<input type="radio"/>	<input type="radio"/>
Social media	<input type="radio"/>	<input type="radio"/>
General internet browsing	<input type="radio"/>	<input type="radio"/>
Podcasts	<input type="radio"/>	<input type="radio"/>
SiriusXM satellite radio	<input type="radio"/>	<input type="radio"/>
National newspaper (physical paper; e.g., New York Times)	<input type="radio"/>	<input type="radio"/>
National newspaper (online/app)	<input type="radio"/>	<input type="radio"/>
Your local public television station (Nebraska Public Media, formerly NET)	<input type="radio"/>	<input type="radio"/>
Your local public radio station (Nebraska Public Media, formerly NET)	<input type="radio"/>	<input type="radio"/>



NASIS 2022
Questions? 1-800-480-4549 or bosr@unl.edu

Technology Use

Are you the person who typically gets the mail in your household?

Yes

No

If you received a request to do another survey like this one, would you prefer to complete the questionnaire...

With an interviewer in your home

With an interviewer over your telephone

By mail

By internet on a computer

By internet on a smartphone or tablet

In an average year, approximately how many surveys do you think you fill out by mail, internet, and telephone?

Number by mail

Number by internet

Number by telephone

When you use the internet, how often, if ever, do you require help or assistance?

- All the time
- Frequently
- Occasionally
- Rarely
- Never
- I don't use the internet



NASIS 2022
Questions? 1-800-480-4549 or bosr@unl.edu

About how many days did you do each of the following activities online during the last month? (0 to 30 days)

Stream videos, TV, or movies

Use social media (e.g., Facebook, Twitter, Instagram)

Order food and groceries

Make purchases other than food and groceries

Use video conferencing programs for work purposes

Use video conferencing programs to stay in touch with friends or family

If you had a choice of doing something over the internet or doing it some other way, which would you prefer?

Doing it over the internet

Doing it some other way



NASIS 2022

Questions? 1-800-480-4549 or bosr@unl.edu

Do you have an iPhone, an Android, or a different type of smartphone?

iPhone

Android

A different type of smartphone, specify:

I do not have a smartphone

Excluding yourself, how many people in your household have a cell phone or smartphone?

0

1

2

3

4 or more

Do you currently have landline telephone service in your home?

Yes

No



NASIS 2022
Questions? 1-800-480-4549 or bosr@unl.edu

COVID-19

All in all, do you think that the COVID-19 outbreak has been...

- Made a bigger deal than it really is
- Approached about right
- Made a smaller deal than it really is

Have you personally received at least one dose of a COVID-19 vaccine, or not?

- Yes, received at least one dose
- No, have not gotten the vaccine

Please indicate whether or not you have experienced each of the following.

	Yes	No
Thought you had COVID-19, even if you were not tested	<input type="radio"/>	<input type="radio"/>
Been refused a COVID-19 test	<input type="radio"/>	<input type="radio"/>
Been tested for COVID-19	<input type="radio"/>	<input type="radio"/>
Been diagnosed with COVID-19	<input type="radio"/>	<input type="radio"/>
Been hospitalized with COVID-19	<input type="radio"/>	<input type="radio"/>



NASIS 2022
Questions? 1-800-480-4549 or bosr@unl.edu

Outdoor Recreational Activities

Does the "Clean, Drain, Dry" educational campaign apply to the following?

	Yes	No	Don't know
All-terrain vehicles	<input type="radio"/>	<input type="radio"/>	<input type="radio"/>
Farm and ranch implements	<input type="radio"/>	<input type="radio"/>	<input type="radio"/>
Hunting and fishing gear	<input type="radio"/>	<input type="radio"/>	<input type="radio"/>
Kitchen utensils and dishes	<input type="radio"/>	<input type="radio"/>	<input type="radio"/>
Sinks and toilets	<input type="radio"/>	<input type="radio"/>	<input type="radio"/>
Watercraft and related gear	<input type="radio"/>	<input type="radio"/>	<input type="radio"/>



NASIS 2022

Questions? 1-800-480-4549 or bosr@unl.edu

Are you aware of the following animals and plants?

	Yes	No	Unsure
Bighead Carp (Asian Carp)	<input type="radio"/>	<input type="radio"/>	<input type="radio"/>
Black Carp	<input type="radio"/>	<input type="radio"/>	<input type="radio"/>
Channel Catfish	<input type="radio"/>	<input type="radio"/>	<input type="radio"/>
Common Carp	<input type="radio"/>	<input type="radio"/>	<input type="radio"/>
Curlyleaf Pondweed	<input type="radio"/>	<input type="radio"/>	<input type="radio"/>
Eurasian Watermilfoil	<input type="radio"/>	<input type="radio"/>	<input type="radio"/>
Grass Carp	<input type="radio"/>	<input type="radio"/>	<input type="radio"/>
Hydrilla	<input type="radio"/>	<input type="radio"/>	<input type="radio"/>
Largemouth Bass	<input type="radio"/>	<input type="radio"/>	<input type="radio"/>
Northern Snakehead	<input type="radio"/>	<input type="radio"/>	<input type="radio"/>
Rusty Crayfish	<input type="radio"/>	<input type="radio"/>	<input type="radio"/>
Sago Pondweed	<input type="radio"/>	<input type="radio"/>	<input type="radio"/>
Sea Lamprey	<input type="radio"/>	<input type="radio"/>	<input type="radio"/>
Silver Carp (Asian Carp)	<input type="radio"/>	<input type="radio"/>	<input type="radio"/>
Walleye	<input type="radio"/>	<input type="radio"/>	<input type="radio"/>
White Perch	<input type="radio"/>	<input type="radio"/>	<input type="radio"/>
Zebra Mussels	<input type="radio"/>	<input type="radio"/>	<input type="radio"/>



NASIS 2022
Questions? 1-800-480-4549 or bosr@unl.edu

Are Zebra Mussels currently present within the following Nebraska and surrounding waterbodies?

	Yes	No	Don't know
Glendo Reservoir, WY	<input type="radio"/>	<input type="radio"/>	<input type="radio"/>
Harlan County Reservoir	<input type="radio"/>	<input type="radio"/>	<input type="radio"/>
Lake Francis Case, SD	<input type="radio"/>	<input type="radio"/>	<input type="radio"/>
Lake McConaughy	<input type="radio"/>	<input type="radio"/>	<input type="radio"/>
Lewis and Clark Lake	<input type="radio"/>	<input type="radio"/>	<input type="radio"/>
Milford Reservoir, KS	<input type="radio"/>	<input type="radio"/>	<input type="radio"/>
Missouri River	<input type="radio"/>	<input type="radio"/>	<input type="radio"/>
Offutt Air Force Base Lake	<input type="radio"/>	<input type="radio"/>	<input type="radio"/>
Okoboji Lakes, IA	<input type="radio"/>	<input type="radio"/>	<input type="radio"/>
Platte River	<input type="radio"/>	<input type="radio"/>	<input type="radio"/>
Table Rock Lake, MO	<input type="radio"/>	<input type="radio"/>	<input type="radio"/>
Zorinsky Lake	<input type="radio"/>	<input type="radio"/>	<input type="radio"/>



NASIS 2022
Questions? 1-800-480-4549 or bosr@unl.edu

Do you generally participate in outdoor recreational activities in each of the following seasons?

	Yes	No
Winter	<input type="radio"/>	<input type="radio"/>
Spring	<input type="radio"/>	<input type="radio"/>
Summer	<input type="radio"/>	<input type="radio"/>
Fall	<input type="radio"/>	<input type="radio"/>

Do you or someone in your household own a watercraft (motorboat, kayak, canoe, etc.)?

- Yes
- No

How have your outdoor recreational experiences been affected by aquatic (water-based) invasive species?

- Positively affected
- Not affected
- Negatively affected

How have your outdoor recreational experiences been affected by terrestrial (water-based) invasive species?

- Positively affected
- Not affected
- Negatively affected



NASIS 2022
Questions? 1-800-480-4549 or bscr@unl.edu

How has your amount of time in outdoor recreational activities changed because of Bighead or Silver Carp (also known as Asian Carp and Invasive Carp)?

- Increased
- Stayed the same
- Decreased

Which ONE of the following best describes your interest or involvement in fishing?

- I have never heard of fishing
- I have heard of fishing, but never thought about going fishing
- I am curious about fishing, but never thought about going fishing
- I have fished with assistance or invitation from someone else, but have no interest in fishing again
- I have fished with assistance or invitation from someone else, and I want to go fishing again (and I would fish again if I have support)
- I fish regularly
- I fish regularly and am compelled to teach others to fish
- I used to fish, but no longer fish



NASIS 2022
Questions? 1-800-480-4549 or bosr@unl.edu

Traffic safety

How often do you use seat belts when you drive or ride in a motor vehicle?

- Always
- Nearly always
- Sometimes
- Seldom
- Never

How likely or unlikely are you to get a ticket if you don't wear your seat belt?

- Very likely
- Likely
- Neither likely nor unlikely
- Unlikely
- Very unlikely

Should law enforcement officers be allowed to stop a vehicle and write a ticket solely because the driver and/or passengers are not wearing a seat belt?

Yes

No

In the past 60 days, have you read, seen, or heard anything about seat belt enforcement?

Yes

No



NASIS 2022

Questions? 1-800-480-4549 or bosr@unl.edu

In the past 60 days, have you read, seen, or heard any child passenger safety seat messages?

Yes

No

In the past 60 days, have you read, seen, or heard anything about speeding enforcement?

Yes

No

How likely or unlikely are you to get a ticket if you drive over the speed limit?

Very likely

Likely

Neither likely nor unlikely

Unlikely

Very unlikely



NASIS 2022
Questions? 1-800-480-4549 or bosr@unl.edu

Would you support or oppose a law that allows law enforcement to stop a driver and ticket them solely for talking on a cell phone while driving?

- Support
- Oppose
- Don't know

Would you support or oppose a law that allows law enforcement to stop a driver and ticket them solely for texting while driving?

- Support
- Oppose
- Don't know

Do you support or oppose Nebraska's mandatory motorcycle helmet law?

- Support
- Oppose
- Don't know



In the past 60 days, how many times have you driven a motor vehicle within 2 hours after drinking alcoholic beverages?

- Never
- Once
- 2-5 times
- More than 5 times

In the past 60 days, have you read, seen, or heard any drunk driving-related messages?

- Yes
- No

Do you think driving under the influence of marijuana increases the risk of having a crash?

- Yes
- No
- Don't know

Do you think driving under the influence of other drugs increases the risk of having a crash?

- Yes
- No
- Don't know



NASIS 2022
Questions? 1-800-480-4549 or bosr@unl.edu

Do you know anyone who drives after smoking or ingesting marijuana or other drugs?

- Yes
- No
- Don't know

Do you have a driver's license?

- Yes
- No



NASIS 2022
Questions? 1-800-480-4549 or bosr@unl.edu

Immigration

Compared to 10 years ago, do you think there are more immigrants in your community now, about the same, or fewer?

- More
- About the same
- Fewer

How much do you think the number of immigrants from foreign countries coming to live in your community should increase or decrease?

- Increase a lot
- Increase a little
- Stay the same as it is now
- Decrease a little
- Decrease a lot

Refugee policy says that state governments must provide funding to pay for recently arrived refugees and their families' short-term housing and health insurance assistance. How long should the state government provide these funds?

- State governments should not provide any funding
- One month
- More than one month, but less than six months
- Six months
- More than six months, but less than one year
- One year
- More than one year, but less than five years
- Five years or longer, if necessary



NASIS 2022
Questions? 1-800-480-4549 or bosr@unl.edu

How much do you agree or disagree with each of the following statements?

	Strongly agree	Somewhat agree	Neither agree nor disagree	Somewhat disagree
Religious traditions are generally welcoming to immigrants.	<input type="radio"/>	<input type="radio"/>	<input type="radio"/>	<input type="radio"/>
My religious beliefs motivate me to welcome immigrants into my community.	<input type="radio"/>	<input type="radio"/>	<input type="radio"/>	<input type="radio"/>
Refugees who are Christian should get preference over refugees who are Muslim.	<input type="radio"/>	<input type="radio"/>	<input type="radio"/>	<input type="radio"/>
Citizenship should be available to undocumented immigrants who were brought here as children under the age of 16 and have been living in the US for 5 years.	<input type="radio"/>	<input type="radio"/>	<input type="radio"/>	<input type="radio"/>
Police should be allowed to raid businesses and homes in order to find undocumented workers.	<input type="radio"/>	<input type="radio"/>	<input type="radio"/>	<input type="radio"/>
Deportation is a good solution for immigration issues.	<input type="radio"/>	<input type="radio"/>	<input type="radio"/>	<input type="radio"/>
Immigrants are invading our country and replacing our cultural and ethnic background.	<input type="radio"/>	<input type="radio"/>	<input type="radio"/>	<input type="radio"/>




NASIS 2022
 Questions? 1-800-480-4549 or bosr@unl.edu

How acceptable would it be for you if someone coming from a different country to live in Nebraska, who is racially and ethnically different from the majority of the population, were to...

	Totally acceptable	Slightly acceptable	Neutral	Slightly unacceptable	Totally unacceptable
Be appointed as your boss?	<input type="radio"/>	<input type="radio"/>	<input type="radio"/>	<input type="radio"/>	<input type="radio"/>
Move to the house next door?	<input type="radio"/>	<input type="radio"/>	<input type="radio"/>	<input type="radio"/>	<input type="radio"/>
Marry a close relative of yours?	<input type="radio"/>	<input type="radio"/>	<input type="radio"/>	<input type="radio"/>	<input type="radio"/>

To what extent do you think the United States should allow...

	Allow many	Allow some	Allow a few
People from the <u>richer</u> countries in Latin America to come and live here?	<input type="radio"/>	<input type="radio"/>	<input type="radio"/>
People from the <u>poorer</u> countries in Latin America to come and live here?	<input type="radio"/>	<input type="radio"/>	<input type="radio"/>
People from the <u>richer</u> Middle Eastern countries to come and live here?	<input type="radio"/>	<input type="radio"/>	<input type="radio"/>
People from the <u>poorer</u> Middle Eastern countries to come and live here?	<input type="radio"/>	<input type="radio"/>	<input type="radio"/>



NASIS 2022
 Questions? 1-800-480-4549 or bosr@unl.edu

Family Relationships

Have you ever (now or in the past) been estranged from one or more family members (e.g., parents, grandparents, siblings, children, uncles, aunts, cousins, or other relatives)? Estrangement means that, for a period of time, one or both of you avoided contact with one another due to a conflict.

- Yes, currently
- Yes, but not currently
- No



NASIS 2022
Questions? 1-800-480-4549 or bosr@unl.edu

From which family member(s) are/were you estranged (e.g., your parent, child, sibling, etc.)?

Did any of your family estrangement(s) result in, result from, or affect any legal proceedings (e.g., court cases, restraining orders, child/elder welfare, probate)?

Yes

No

Unsure



NASIS 2022
Questions? 1-800-480-4549 or bosr@unl.edu

Please describe any legal proceedings that may be relevant to your estrangement(s).



NASIS 2022

Questions? 1-800-480-4549 or bosr@unl.edu

Substance Use

How often do you have a drink containing alcohol?

- Never
- Monthly or less
- 2-4 times a month
- 2-3 times a week
- 4 or more times a week

How many standard drinks containing alcohol do you have on a typical day?

- 1-2
- 3-4
- 5-6
- 7-9
- 10 or more

How often do you have six or more drinks on one occasion?

- Never
- Less than monthly
- Monthly
- Weekly
- Daily or almost daily

In the past 6 months, have you smoked cigarettes?

- Yes
- No



NASIS 2022
Questions? 1-800-480-4549 or bosr@unl.edu

How many cigarettes do you usually smoke in a day?

- None
- Less than 1 cigarette a day
- 1-5 cigarettes a day
- Half a pack a day
- A pack or more a day

In the past 6 months, have you vaped or used electronic cigarettes, also known as e-cigs, with nicotine?

- Yes
- No



NASIS 2022
Questions? 1-800-480-4549 or bosr@unl.edu

In the past 30 days, how many days did you vape or use electronic cigarettes, also known as e-cigs, with nicotine?

- 0 days
- 1-2 days
- 3-9 days
- 10-29 days
- All 30 days

Have you used any of the following substances in ways other than prescribed in the past year?

	Yes	No
Marijuana/Cannabis	<input type="radio"/>	<input type="radio"/>
Delta 8 "DB" THC	<input type="radio"/>	<input type="radio"/>
Cocaine	<input type="radio"/>	<input type="radio"/>
Methamphetamine	<input type="radio"/>	<input type="radio"/>
Amphetamine	<input type="radio"/>	<input type="radio"/>
Heroin	<input type="radio"/>	<input type="radio"/>
Opioids other than heroin	<input type="radio"/>	<input type="radio"/>
Hallucinogens or psychedelics	<input type="radio"/>	<input type="radio"/>



NASIS 2022
Questions? 1-800-480-4549 or bosr@unl.edu

Have you used any of the following substances in ways other than prescribed in your lifetime?

	Yes	No
Marijuana/Cannabis	<input type="radio"/>	<input type="radio"/>
Delta 8 "DB" THC	<input type="radio"/>	<input type="radio"/>
Cocaine	<input type="radio"/>	<input type="radio"/>
Methamphetamine	<input type="radio"/>	<input type="radio"/>
Amphetamine	<input type="radio"/>	<input type="radio"/>
Heroin	<input type="radio"/>	<input type="radio"/>
Opioids other than heroin	<input type="radio"/>	<input type="radio"/>
Hallucinogens or psychedelics	<input type="radio"/>	<input type="radio"/>



NASIS 2022
Questions? 1-800-480-4549 or bosr@unl.edu

Could you get the following substances in ways other than through a prescription if you wanted to?

	Yes	No
Marijuana/Cannabis	<input type="radio"/>	<input type="radio"/>
Delta 8 "DB" THC	<input type="radio"/>	<input type="radio"/>
Cocaine	<input type="radio"/>	<input type="radio"/>
Methamphetamine	<input type="radio"/>	<input type="radio"/>
Amphetamine	<input type="radio"/>	<input type="radio"/>
Heroin	<input type="radio"/>	<input type="radio"/>
Opioids other than heroin	<input type="radio"/>	<input type="radio"/>
Hallucinogens or psychedelics	<input type="radio"/>	<input type="radio"/>

Do you know anyone close to you that currently uses any of the following substances in ways that are not prescribed?

	Yes	No
Marijuana/Cannabis	<input type="radio"/>	<input type="radio"/>
Delta 8 "DB" THC	<input type="radio"/>	<input type="radio"/>
Cocaine	<input type="radio"/>	<input type="radio"/>
Methamphetamine	<input type="radio"/>	<input type="radio"/>
Amphetamine	<input type="radio"/>	<input type="radio"/>
Heroin	<input type="radio"/>	<input type="radio"/>
Opioids other than heroin	<input type="radio"/>	<input type="radio"/>
Hallucinogens or psychedelics	<input type="radio"/>	<input type="radio"/>

Do you know anyone who has experienced a drug overdose in the past year?

Yes

No

Do you know where to get Narcan (naloxone) if you needed it?

Yes

No

I don't know what this is



NASIS 2022

Questions? 1-800-480-4549 or bosr@unl.edu

Do you know how to use Narcan (naloxone)?

Yes

No

Do you know what a syringe service program is?

Yes

No



NASIS 2022

Questions? 1-800-480-4549 or bosr@unl.edu

Which view comes closer to your view about the use of marijuana by adults?

- It should be legal for medical AND recreational use
- It should be legal for medical use only
- It should not be legal

If marijuana/cannabis were to become legal for medical use in Nebraska, do you think you would use it?

- Yes
- No

If marijuana/cannabis were to become legal for medical use in Nebraska, do you think you would use marijuana to substitute for any current medications?

- Yes
- No



NASIS 2022
Questions? 1-800-480-4549 or bosr@unl.edu

In 2020, the state of Oregon passed a law decriminalizing the possession of a small amount of drugs. Now people possessing these drugs are given a fine instead of being sent to prison. The person can have the fine waived if they choose to complete a health assessment at an addiction recovery center.

Would you oppose or support a similar measure here in Nebraska?

- Strongly oppose
- Oppose
- Support
- Strongly support

In 2021 and 2022 the states of New York and Rhode Island will open Overdose Prevention Centers. These places have trained staff and offer sterile supplies for people who use drugs in the center to prevent overdose deaths and the transmission of diseases like HIV and hepatitis C.

Would you oppose or support opening Overdose Prevention Centers here in Nebraska?

- Strongly oppose
- Oppose
- Support
- Strongly support



NASIS 2022
Questions? 1-800-480-4549 or bosr@unl.edu

How much do you disagree or agree with the following statements when thinking about cocaine, methamphetamines, or heroin?

	Strongly disagree	Disagree	Neither disagree or agree	Agree
Most people in my community believe that a person who uses these substances cannot be trusted	<input type="radio"/>	<input type="radio"/>	<input type="radio"/>	<input type="radio"/>
Most people in my community believe that a person who uses these substances is dangerous	<input type="radio"/>	<input type="radio"/>	<input type="radio"/>	<input type="radio"/>
Most people in my community think that a person who uses these substances is to blame for their own problems	<input type="radio"/>	<input type="radio"/>	<input type="radio"/>	<input type="radio"/>
Most people in my community believe that a person uses these substances is lazy	<input type="radio"/>	<input type="radio"/>	<input type="radio"/>	<input type="radio"/>



How much do you disagree or agree with the following statements when thinking about opioids?

	Strongly disagree	Disagree	Neither disagree or agree	Agree
Most people in my community believe that a person who uses opioids cannot be trusted	<input type="radio"/>	<input type="radio"/>	<input type="radio"/>	<input type="radio"/>
Most people in my community believe that a person who uses opioids is dangerous	<input type="radio"/>	<input type="radio"/>	<input type="radio"/>	<input type="radio"/>
Most people in my community think that a person who uses opioids is to blame for their own problems	<input type="radio"/>	<input type="radio"/>	<input type="radio"/>	<input type="radio"/>
Most people in my community believe that a person uses opioids is lazy	<input type="radio"/>	<input type="radio"/>	<input type="radio"/>	<input type="radio"/>



NASIS 2022
Questions? 1-800-480-4549 or bosr@unl.edu

How much do you disagree or agree with the following statements when thinking about marijuana/cannabis?

	Strongly disagree	Disagree	Neither disagree or agree	Agree
Most people in my community believe that a person who uses marijuana cannot be trusted	<input type="radio"/>	<input type="radio"/>	<input type="radio"/>	<input type="radio"/>
Most people in my community believe that a person who uses marijuana is dangerous	<input type="radio"/>	<input type="radio"/>	<input type="radio"/>	<input type="radio"/>
Most people in my community think that a person who uses marijuana is to blame for their own problems	<input type="radio"/>	<input type="radio"/>	<input type="radio"/>	<input type="radio"/>
Most people in my community believe that a person uses marijuana is lazy	<input type="radio"/>	<input type="radio"/>	<input type="radio"/>	<input type="radio"/>



How much do you disagree or agree with the following statements?

	Strongly disagree	Disagree	Neither disagree or agree	Agree
It should be legal for a person to possess a syringe with intent to inject an illicit drug into their body.	<input type="radio"/>	<input type="radio"/>	<input type="radio"/>	<input type="radio"/>
It should be legal for Nebraskans to distribute sterile syringes or needles for the prevention of the spread of infectious diseases.	<input type="radio"/>	<input type="radio"/>	<input type="radio"/>	<input type="radio"/>



NASIS 2022
Questions? 1-800-480-4549 or bosr@unl.edu

Youth Court System

In your opinion, if it is known for certain that a youth committed an offense, how important is it that a process...

	Extremely important	Very important	Moderately important	Slightly important
Punish the youth for their actions	<input type="radio"/>	<input type="radio"/>	<input type="radio"/>	<input type="radio"/>
Involve the youth's family in the process	<input type="radio"/>	<input type="radio"/>	<input type="radio"/>	<input type="radio"/>
Address family/social issues that may underlie reasons for the offense	<input type="radio"/>	<input type="radio"/>	<input type="radio"/>	<input type="radio"/>
Take into account the victim's needs/desires	<input type="radio"/>	<input type="radio"/>	<input type="radio"/>	<input type="radio"/>
Provide the offending youth with a chance to apologize and make amends	<input type="radio"/>	<input type="radio"/>	<input type="radio"/>	<input type="radio"/>
Require the offending youth to take responsibility for their actions	<input type="radio"/>	<input type="radio"/>	<input type="radio"/>	<input type="radio"/>



Have you heard of restorative justice before?

- Yes
- No
- Unsure



NASIS 2022
Questions? 1-800-480-4549 or bosr@unl.edu

In a traditional approach, a judge decides and assigns punishment. In contrast, a restorative justice (RJ) approach emphasizes amends, not punishment. In RJ, the offending youth meets with those impacted by the youth's actions to discuss the effects of the youth's offense. With help from a facilitator, they develop a plan for the youth to take responsibility and repair the harm to those affected.

In your opinion, when it comes to youth offenses, how does the restorative justice approach seem to compare to the traditional approach?

- The restorative justice approach seems much better.
- The restorative justice approach seems somewhat better.
- The restorative justice approach and the traditional approach seem about the same.
- The traditional approach seems somewhat better.
- The traditional approach seems much better.



NASIS 2022
Questions? 1-800-480-4549 or bosr@unl.edu

LGBT Rights

Now, we would like to get your views on some issues related to LGBT (lesbian, gay, bisexual, and transgender) people that are being discussed in the country today.

Do you favor or oppose laws to protect gay men and lesbians from job discrimination?

- Favor
- Oppose

Do you favor or oppose laws to protect transgender people from job discrimination?

- Favor
- Oppose

Which of the following come closest to your beliefs?

- Transgender people should be allowed to use the public restrooms of the gender with which they identify.
- Transgender people should be required to use the public restrooms of the gender they were born into.



NASIS 2022
Questions? 1-800-480-4549 or bosr@unl.edu

Do you favor or oppose laws to allow business owners to deny services to gay men and lesbians based on the owner's religious beliefs?

- Favor
- Oppose

Which statement comes closer to your views, even if neither is exactly right?

- Whether someone is a man or a woman is determined by the sex they were assigned at birth.
- Someone can be a man or a woman even if that is different from the sex they were assigned at birth.

Why did you select your answer to the previous question?



NASIS 2022
Questions? 1-800-480-4549 or bosr@unl.edu

What do you think about sexual relations between two consenting adults of the same sex?

- It's always wrong
- It's almost always wrong
- It's wrong only sometimes
- It's not wrong at all

Why did you select your answer to the previous question?



NASIS 2022
Questions? 1-800-480-4549 or bosr@unl.edu

About Your Household

Do you or some member of your household own your home outright, buying it, or renting?

- Own outright
- Buying (paying a mortgage)
- Renting
- Provided as part of job/wages
- Other, specify:

Which of the following comes closest to the kind of housing unit you now live in?

- Detached single family house
- Mobile home
- Townhouse/Condominium
- Apartment/Duplex
- Other, specify:



NASIS 2022
Questions? 1-800-480-4549 or bosr@unl.edu

What is your current marital or relationship status?

- Married
- Married, living apart
- Not married, but living with a partner (cohabiting)
- Never married
- Divorced
- Widowed
- Separated



NASIS 2022
Questions? 1-800-480-4549 or bosr@unl.edu

Please indicate the category that describes your total family income in the last 12 months.

- Less than \$10,000
- \$10,000 to less than \$20,000
- \$20,000 to less than \$30,000
- \$30,000 to less than \$40,000
- \$40,000 to less than \$50,000
- \$50,000 to less than \$75,000
- \$75,000 to less than \$100,000
- \$100,000 to less than \$150,000
- \$150,000 or more

During the past 12 months, how much difficulty have you had paying your bills?

- A great deal of difficulty
- Quite a bit of difficulty
- Some difficulty
- A little difficulty
- No difficulty at all

Overall, how satisfied or dissatisfied are you with your current financial situation?

- Very satisfied
- Satisfied
- Neither satisfied nor dissatisfied
- Dissatisfied
- Very dissatisfied



NASIS 2022
Questions? 1-800-480-4549 or bosr@unl.edu

About Yourself

What year were you born?

What is your current gender?

- Male
- Female
- I use a different term:

Which of the following best represents how you think of yourself?

- Lesbian or gay
- Straight, that is not gay or lesbian
- Bisexual
- I use a different term:



NASIS 2022
Questions? 1-800-480-4549 or bsr@unl.edu

As far as you know, are any of your immediate family members, relatives, neighbors, co-workers, or close friends gay, lesbian, or bisexual?

Yes

No

As far as you know, are any of your immediate family members, relatives, neighbors, co-workers, or close friends transgender?

Yes

No



NASIS 2022
Questions? 1-800-480-4549 or bosr@unl.edu

Were you born in Nebraska, another state, or a foreign country?

- Nebraska
- Another state
- Foreign country

Are you still living in the same residence as you were 2 years ago?

- Yes
- No

Do you live on a farm, in open country but not on a farm, or in a town or city?

- Farm
- Open country, but not a farm
- Town or city

Growing up, did you spend the majority of your time on a farm, in open country but not on a farm, or in a town or city?

- Farm
- Open country, but not a farm
- Town or city



NASIS 2022
Questions? 1-800-480-4549 or bsr@unl.edu

How much do you think of yourself as a country or rural person?

- Not at all country or rural
- A little country or rural
- Very country or rural
- Completely country or rural

How much do you think of yourself as a city or urban person?

- Not at all city or urban
- A little city or urban
- Very city or urban
- Completely city or urban

How many years have you lived in this Nebraska county? (*Please enter "0" if less than 1 year.*)

 Year(s)

NASIS 2022
Questions? 1-800-480-4549 or bosr@unl.edu

What is your zip code?

In general, how would you describe your political views?

- Very liberal
- Liberal
- Middle-of-the-road
- Conservative
- Very conservative
- Other, specify:

In general, what do you consider yourself politically?

- Democrat
- Republican
- Independent
- Other, specify:

Who did you vote for in the 2020 Presidential Election?

Biden

Trump

Other, specify:

Did not vote



NASIS 2022

Questions? 1-800-480-4549 or bosr@unl.edu

How often do you interact “face to face” with people of a different race or ethnicity?

- Daily
- Weekly
- Monthly
- Almost never
- Never

Do you consider yourself to be Hispanic or Latino/a?

- Yes
- No

What race or races do you consider yourself to be? (*Check all that apply*)

White (Caucasian)

Black or African American

Asian

American Indian or Alaska Native

Native Hawaiian or other Pacific Islander

Other, specify:



NASIS 2022

Questions? 1-800-480-4549 or bosr@unl.edu

Would you say that your overall health and well-being is excellent, good, fair or poor?

Excellent

Good

Fair

Poor

Do you smoke cigarettes?

Yes

No

Do you typically work full-time, part-time, go to school, keep house, or something else? *(Check all that apply)*

- Working full-time (35 hours or more)
- Working part-time
- Have a job, but not at work (due to illness, vacation, or strike)
- Unemployed, laid off, looking for work
- Retired
- In school
- Keeping house
- Disabled
- Other, specify:



NASIS 2022
Questions? 1-800-480-4549 or bosr@unl.edu

During the average week, how many hours do you usually work, NOT including the time you travel to and from work? (In the box below, write the total hours worked including any second jobs.)

average total hours per week

How satisfied or dissatisfied are you with your job?

- Very satisfied
- Satisfied
- Neither satisfied nor dissatisfied
- Dissatisfied
- Very dissatisfied



NASIS 2022
Questions? 1-800-480-4549 or bosr@unl.edu

What is the highest degree you have attained?

- No diploma
- High School Diploma/GED
- Some college, but no degree
- Technical/Associate/Junior College (2 yr, LPN)
- Bachelor's Degree (4 yr, BA, BS, RN)
- Graduate Degree (Masters, PhD, Law, Medicine)

How many times in the past 12 months have you:

Worked on a community project?

Attended any public meeting in which there was a discussion of town or school affairs?

Attended a political meeting or rally?

Attended any club or organizational meeting (not including meetings for work)?

Volunteered?

Attended religious services (not including weddings and funerals)?



NASIS 2022
Questions? 1-800-480-4549 or bosr@unl.edu

Do you consider yourself to be Protestant, Catholic, Jewish, Muslim, or something else?

- Protestant
- Catholic
- Jewish
- Muslim
- None (no religion)
- Other, specify:

How often do you attend religious services?

- Several times a week
- Once a week
- Nearly every week
- About once a month
- Several times a year
- About once a year
- Less than once a year
- Never

In general, how much do your religious or spiritual beliefs influence your daily life?

- Very much
- Quite a bit
- Some
- A little
- None
- Doesn't apply, not religious or spiritual



NASIS 2022
Questions? 1-800-480-4549 or bosr@unl.edu

Do you have internet access at home, including through a cellular signal?

Yes

No



NASIS 2022

Questions? 1-800-480-4549 or bosr@unl.edu

Do you have each of the following types of internet access at home?

	Yes	No
Dial-up internet service	<input type="radio"/>	<input type="radio"/>
Higher speed broadband service (DSL, cable, or fiber optic)	<input type="radio"/>	<input type="radio"/>
Internet through cellular service	<input type="radio"/>	<input type="radio"/>

How dependable is your internet service at home?

- Very dependable
- Mostly dependable
- Somewhat dependable
- A little dependable
- Not dependable at all



NASIS 2022
Questions? 1-800-480-4549 or bosr@unl.edu

How fast or slow is your internet service at home?

- Very fast
- Somewhat fast
- Somewhat slow
- Very slow

Do you have...

- A smartphone
- Both a cell phone and a smartphone
- A cell phone, but not a smartphone
- None



NASIS 2022
Questions? 1-800-480-4549 or bosr@unl.edu

During the past 4 weeks (28 days), how much of the time did you feel:

	All of the time	Most of the time	Some of the time	A little of the time	None of the time
So sad nothing could cheer you up?	<input type="radio"/>	<input type="radio"/>	<input type="radio"/>	<input type="radio"/>	<input type="radio"/>
Nervous?	<input type="radio"/>	<input type="radio"/>	<input type="radio"/>	<input type="radio"/>	<input type="radio"/>
Restless or fidgety?	<input type="radio"/>	<input type="radio"/>	<input type="radio"/>	<input type="radio"/>	<input type="radio"/>
Hopeless?	<input type="radio"/>	<input type="radio"/>	<input type="radio"/>	<input type="radio"/>	<input type="radio"/>
That everything was an effort?	<input type="radio"/>	<input type="radio"/>	<input type="radio"/>	<input type="radio"/>	<input type="radio"/>
Worthless?	<input type="radio"/>	<input type="radio"/>	<input type="radio"/>	<input type="radio"/>	<input type="radio"/>



NASIS 2022
Questions? 1-800-480-4549 or bosr@unl.edu

Please use the space below to provide any comments or feedback.




NASIS 2022
Questions? 1-800-480-4549 or bosr@unl.edu

We thank you for your time spent taking this survey.
Your response has been recorded.

NASIS 2022
Questions? 1-800-480-4549 or bosr@unl.edu

Appendix D: NebrASKa Voices Enrollment Card

Front:



NebrASKa Voices Enrollment Card

We are offering an exciting opportunity to Nebraskans to make your voice heard through the NebrASKa Voices Panel. The attached FAQ document explains the panel in detail for your reference, but feel free to contact us as well with any questions or concerns.

Please use this card to let us know whether or not you would like to be a member of the NebrASKa Voices Panel. Return your completed card separately from your survey using the small, postage-paid envelope we have provided or by mailing it to:

Bureau of Sociological Research
P.O. Box 880325
Lincoln, NE 68588-0325

If you have any questions, give us a call at 402-472-3672 or 1-800-480-4549 or email bosr@unl.edu.

Back:

1. **Would you like to join the NebrASKa Voices Panel?**

Yes
 No → Stop and return this card in the small envelope

Great! Please tell us a little about yourself, so we know how best to contact you in the future. Be assured that your contact information will not be disclosed or used for any purpose other than this panel.

2. **What is your name?**
First name: _____ Last name: _____

3. **What is your telephone number, including area code, which would be the best number for us to call?**
Phone: (____) _____ - _____ N/A, no phone at this time

4. **What is your email address?**
_____@_____

5. **What is the best way to contact you about future research studies?**

Mail
 Phone
 Email

Appendix E: NebrASKa Voices FAQ



Frequently Asked Questions (FAQs)

Q: Who can become a NebrASKa Voices Panel member?

Every year, the Bureau of Sociological Research (BOSR) at the University of Nebraska-Lincoln sends out the Nebraska Annual Social Indicators Survey (NASIS). This survey is sent to a representative sample of Nebraskans to learn about their opinion on a variety of topics and issues. The data collected help shape program and policy development in Nebraska. To ensure a random sample of Nebraskans, the adult aged 19 or older who has the next birthday after a designated date of the contacted household is invited to join the NebrASKa Voices Panel. BOSR does not currently accept spontaneous opt-in to the panel from individuals who are not contacted to take part in NASIS. This allows the panel to remain a random sample of Nebraskans.

Q: Why are my answers important to you?

Your answers are extremely important in helping University researchers and Nebraska policy makers make sound and informed decisions in key areas to improve the well-being of our people and communities. The impact of your participation can never be underestimated and we always would like to hear from you.

Q: How do I join your panel?

Simply return your completed card separately from your survey using the small, postage-paid envelope we have provided or by mailing it to:

Bureau of Sociological Research
P.O. Box 880325
Lincoln, NE 68588-0325

Q: What are the benefits of joining and what should I expect as a member?

Panelists benefit by allowing their voices to be heard in research. BOSR will also keep panelists informed on results and outcomes of research in which the panel participated. Panelists are able to stay connected with the research taking place at the University of Nebraska through participation and communication.

After agreeing to join, panelists will receive a welcome letter to confirm their membership and a small token of our appreciation for joining the panel. BOSR will then connect with you at least twice a year to update contact information as needed and to keep you updated on the research that the panel has helped with.

You will be invited to participate in research projects as you are eligible. You can then choose whether or not you want to participate in any particular study. The panel is new, so we are not sure yet what the need will be for panel members to participate in research projects. As a result, we will start by allowing panelists to be eligible for up to five research opportunities a year. If demand is higher than what that cap will allow, we will reach out to you with any changes to this policy. We realize that your time is important, and will be respectful of that.

Q: If I join your panel, how often will I receive an invitation to participate in a survey?

BOSR will contact panel members who are eligible for certain studies. We will notify panel members by your preferred mode of communication whenever we can. Each panelist can be notified of up to five research opportunities a year. You can then choose whether or not you want to participate in any particular study.

Q: In what kinds of studies might I be asked to participate?

Panelists may be asked to participate in studies from a variety of areas. In the past, panelists have been asked to participate in focus groups, complete surveys, and take part in research at the University's Center for Brain, Biology and Behavior (CB3).

BOSR only works with legitimate academic researchers, state and local government, and trustworthy local organizations. We will never try to sell you anything. In addition, BOSR will always strive to provide our panelists an appropriate user experience and will not field projects that in our professional opinion will result in a poor user experience for our panelists. Again, you always have the right to choose which studies you want or do not want to participate in.

Q: How long will these projects take me?

Each project is different. Some projects may take ten to fifteen minutes to complete. Others may include a one-hour focus group, or require an hour at the Center for Brain, Biology and Behavior on campus. You will be told how long participation will take with each project we pass along to you. You can then use this information to determine whether or not you want to participate in each study.

Q: How will you protect my privacy and ensure confidentiality of my answers?

BOSR will never share your contact information with anyone outside of BOSR unless you have explicitly agreed to participate in an additional study where the researcher needs to communicate with you directly. Otherwise, BOSR will keep your contact information safely on our secure server.

BOSR will take all possible steps to protect your privacy. Your answers to any projects you participate in will be held in strict confidentiality and will be used only for research purposes. The results will be reported in aggregate form or as summary only, and will never be presented in a way that you can be identified individually.

Q: What if I do not want to answer your surveys or want to opt out of the panel in future?

Although your feedback is strongly encouraged and appreciated, participation in any of our future surveys is completely voluntary. If you change your mind, you may withdraw from the panel any time by simply informing us and we will remove you from the list. You can simply give us a call at 402-472-3672 or 1-800-480-4549 or email bosr@unl.edu. Our contact information can also be found on our website, bosr.unl.edu.

Q: What is BOSR and what does it do?

BOSR is a university-affiliated, nonprofit academic survey organization directed by Dr. Kristen Olson (kolson5@unl.edu) and Lindsey Witt-Swanson, Associate Director (lwitt2@unl.edu) at the University of Nebraska-Lincoln. It was established in 1964 and has been helping researchers with their studies ever since.

As a university-affiliated, nonprofit academic survey organization, the Bureau of Sociological Research (BOSR) provides a range of research services for faculty, staff, administrators and students. BOSR actively works with UNL investigators on the design, implementation and completion of research projects. BOSR also provides research services for state, government and local organizations outside of the University. Information collected by BOSR is helpful for program evaluation, budgeting justifications, and planning purposes.

Our central administrative goal has always been to provide high quality research services to advance knowledge and to help improve social conditions. BOSR supports all aspects of social science research applications and strives to offer quality research services while adapting to new technologies.

Appendix F: County Codes (All begin with “31”)

001 Adams	077 Greeley	153 Sarpy
003 Antelope	079 Hall	155 Saunders
005 Arthur	081 Hamilton	157 Scotts Bluff
007 Banner	083 Harlan	159 Seward
009 Blaine	085 Hayes	161 Sheridan
011 Boone	087 Hitchcock	163 Sherman
013 Box Butte	089 Holt	165 Sioux
015 Boyd	091 Hooker	167 Stanton
017 Brown	093 Howard	169 Thayer
019 Buffalo	095 Jefferson	171 Thomas
021 Burt	097 Johnson	173 Thurston
023 Butler	099 Kearney	175 Valley
025 Cass	101 Keith	177 Washington
027 Cedar	103 Keya Paha	179 Wayne
029 Chase	105 Kimball	181 Webster
031 Cherry	107 Knox	183 Wheeler
033 Cheyenne	109 Lancaster	185 York
035 Clay	111 Lincoln	
037 Colfax	113 Logan	
039 Cuming	115 Loup	
041 Custer	117 McPherson	
043 Dakota	119 Madison	
045 Dawes	121 Merrick	
047 Dawson	123 Morrill	
049 Deuel	125 Nance	
051 Dixon	127 Nemaha	
053 Dodge	129 Nuckolls	
055 Douglas	131 Otoe	
057 Dundy	133 Pawnee	
059 Fillmore	135 Perkins	
061 Franklin	137 Phelps	
063 Frontier	139 Pierce	
065 Furnas	141 Platte	
067 Gage	143 Polk	
069 Garden	145 Red Willow	
071 Garfield	147 Richardson	
073 Gosper	149 Rock	
075 Grant	151 Saline	

Appendix G: 2022 NASIS Variables and Descriptions

Variable	Description (Label)
ID	ID
people	Including yourself, how many people total live in your household?
kids_18	How many children age 18 and younger live in your household?
adults	How many of the people living in your household are adults age 19 or over?
screeener	Are you the adult (age 19 or over) in your household with the next birthday after July 1, 2022?
NElive	Overall, how satisfied or dissatisfied are you with living in Nebraska?
NEdir	All in all, do you think things in Nebraska are generally headed in the right direction or the wrong direction?
USdir	All in all, do you think things in the country as a whole are generally headed in the right direction or the wrong direction?
TRANSPORTATI ON1	How many motor vehicles (e.g., cars, trucks, vans, SUVs) are available for regular use by people in your household?
TRANSPORTATI ON2	In the past 12 months, has lack of transportation (e.g., not having a car or a ride) kept you from medical appointments, work, or other activities?
TRANSPORTATI ON3	Do you have a disability or chronic condition that limits your daily activities?
MENTAL1	Have you, a family member, or a close friend experienced mental health needs?
MENTAL2	Do you know how to access mental health care services where you live?
MENTAL3	Do you know how to access mental health care services where you live for a school-age child (grades K-12)?
MENTAL4	Do you know how to access mental health care services where you live for a young child (ages 2-5)?
MENTAL5	Are mental health care services provided in a location that is convenient to you?
MENTAL6	How much knowledge do you have about mental health?
MENTAL7a	How much do you agree or disagree with each of the following statements? - Mental health care is important.
MENTAL7b	How much do you agree or disagree with each of the following statements? - Most people in my community think mental health care is important.
MENTAL7c	How much do you agree or disagree with each of the following statements? - Most people in my community would seek help if they had a mental health need.
MENTAL7d	How much do you agree or disagree with each of the following statements? - Individuals with mental health needs are at higher risk to do something violent to themselves.
MENTAL7e	How much do you agree or disagree with each of the following statements? - Individuals with mental health needs are at higher risk to do something violent to others.
MENTAL7f	How much do you agree or disagree with each of the following statements? - Individuals with mental health needs will achieve less in life compared to others.

MENTAL7g	How much do you agree or disagree with each of the following statements? - Schools in my community are supportive of students with mental health needs.
MENTAL7h	How much do you agree or disagree with each of the following statements? - Most people in my community are understanding of individuals with mental health needs.
MENTAL7i	How much do you agree or disagree with each of the following statements? - Most people in my community think less of individuals with mental health needs.
MENTAL7j	How much do you agree or disagree with each of the following statements? - In my community, people with mental health needs experience discrimination.
MENTAL7k	How much do you agree or disagree with each of the following statements? - In my community, adults with mental health needs talk openly with others about their experiences.
MENTAL7l	How much do you agree or disagree with each of the following statements? - In my community, youth with mental health needs talk openly with others about their experiences.
MENTAL7m	How much do you agree or disagree with each of the following statements? - In my community, parents of children with mental health needs talk openly with others about their experiences.
MENTAL7n	How much do you agree or disagree with each of the following statements? - The COVID-19 pandemic has caused an increase in the mental health needs of adults in my community.
MENTAL7o	How much do you agree or disagree with each of the following statements? - The COVID-19 pandemic has caused an increase in the mental health needs of children in my community.
MEDIA1A	How much do you agree or disagree with each of the following? - I trust the information from local news sources.
MEDIA1B	How much do you agree or disagree with each of the following? - I trust the information from national news sources.
MEDIA1C	How much do you agree or disagree with each of the following? - I trust the information from my local public media station.
MEDIA2	In the past 12 months, have you watched any programs on Nebraska Public Media (formerly NET)?
MEDIA3	In the past 12 months, have you listened to any programs on Nebraska Public Media (formerly NET)?
MEDIA4	In the past 12 months, what television or radio program(s) did you watch and/or listen to on Nebraska Public Media (formerly NET), if any?
MEDIA5	In an average week, how many hours do you spend listening, watching, and/or engaging online with public media (e.g., NPR, PBS) programming? If you are unsure, make your best guess.
MEDIA6	In your opinion, how important is it to fund public media in Nebraska?
MEDIA7	In your opinion, how important is it for individuals to donate to public media in Nebraska?
MEDIA8	What one word best describes Nebraska Public Media (formerly NET)?
MEDIA9	In your opinion, which of the following issues facing Nebraskans is of greatest concern? - Selected Choice

MEDIA9OTH	In your opinion, which of the following issues facing Nebraskans is of greatest concern? - Other, please specify: - Text
MEDIA10A	Do you use each of the following sources of media regularly (i.e., weekly)? - AM/FM radio stations in your city/town
MEDIA10B	Do you use each of the following sources of media regularly (i.e., weekly)? - Local TV stations
MEDIA10C	Do you use each of the following sources of media regularly (i.e., weekly)? - Local newspaper (physical paper)
MEDIA10D	Do you use each of the following sources of media regularly (i.e., weekly)? - Local newspaper (online/app)
MEDIA10E	Do you use each of the following sources of media regularly (i.e., weekly)? - Network TV (ABC, NBC, etc.)
MEDIA10F	Do you use each of the following sources of media regularly (i.e., weekly)? - Cable TV news channels (e.g., Fox News)
MEDIA10G	Do you use each of the following sources of media regularly (i.e., weekly)? - Streaming video services (e.g., Netflix)
MEDIA10H	Do you use each of the following sources of media regularly (i.e., weekly)? - Music streaming services (e.g., Spotify)
MEDIA10I	Do you use each of the following sources of media regularly (i.e., weekly)? - Social media
MEDIA10J	Do you use each of the following sources of media regularly (i.e., weekly)? - General internet browsing
MEDIA10K	Do you use each of the following sources of media regularly (i.e., weekly)? - Podcasts
MEDIA10L	Do you use each of the following sources of media regularly (i.e., weekly)? - SiriusXM satellite radio
MEDIA10M	Do you use each of the following sources of media regularly (i.e., weekly)? - National newspaper (physical paper; e.g., New York Times)
MEDIA10N	Do you use each of the following sources of media regularly (i.e., weekly)? - National newspaper (online/app)
MEDIA10O	Do you use each of the following sources of media regularly (i.e., weekly)? - Your local public television station (Nebraska Public Media, formerly NET)
MEDIA10P	Do you use each of the following sources of media regularly (i.e., weekly)? - Your local public radio station (Nebraska Public Media, formerly NET)
TECH1	Are you the person who typically gets the mail in your household?
TECH2	If you received a request to do another survey like this one, would you prefer to complete the questionnaire...
TECH3A	In an average year, approximately how many surveys do you think you fill out by mail, internet, and telephone? - Number by mail
TECH3B	In an average year, approximately how many surveys do you think you fill out by mail, internet, and telephone? - Number by internet
TECH3C	In an average year, approximately how many surveys do you think you fill out by mail, internet, and telephone? - Number by telephone
TECH4	When you use the internet, how often, if ever, do you require help or assistance?
TECH5A	About how many days did you do each of the following activities online during the last month? (0 to 30 days) - Stream videos, TV, or movies

TECH5B	About how many days did you do each of the following activities online during the last month? (0 to 30 days) - Use social media (e.g., Facebook, Twitter, Instagram)
TECH5C	About how many days did you do each of the following activities online during the last month? (0 to 30 days) - Order food and groceries
TECH5D	About how many days did you do each of the following activities online during the last month? (0 to 30 days) - Make purchases other than food and groceries
TECH5E	About how many days did you do each of the following activities online during the last month? (0 to 30 days) - Use video conferencing programs for work purposes
TECH5F	About how many days did you do each of the following activities online during the last month? (0 to 30 days) - Use video conferencing programs to stay in touch with friends or family
TECH6	If you had a choice of doing something over the internet or doing it some other way, which would you prefer?
TECH7	Do you have an iPhone, an Android, or a different type of smartphone? - Selected Choice
TECH7OTHER	Do you have an iPhone, an Android, or a different type of smartphone? - A different type of smartphone, specify: - Text
TECH8	Excluding yourself, how many people in your household have a cell phone or smartphone?
TECH9	Do you currently have landline telephone service in your home?
COVID1	All in all, do you think that the COVID-19 outbreak has been...
COVID2	Have you personally received at least one dose of a COVID-19 vaccine, or not?
COVID3A	Please indicate whether or not you have experienced each of the following. - Thought you had COVID-19, even if you were not tested
COVID3B	Please indicate whether or not you have experienced each of the following. - Been refused a COVID-19 test
COVID3C	Please indicate whether or not you have experienced each of the following. - Been tested for COVID-19
COVID3D	Please indicate whether or not you have experienced each of the following. - Been diagnosed with COVID-19
COVID3E	Please indicate whether or not you have experienced each of the following. - Been hospitalized with COVID-19
OUTDOOR1A	Does the "Clean, Drain, Dry" educational campaign apply to the following? - All-terrain vehicles
OUTDOOR1B	Does the "Clean, Drain, Dry" educational campaign apply to the following? - Farm and ranch implements
OUTDOOR1C	Does the "Clean, Drain, Dry" educational campaign apply to the following? - Hunting and fishing gear
OUTDOOR1D	Does the "Clean, Drain, Dry" educational campaign apply to the following? - Kitchen utensils and dishes
OUTDOOR1E	Does the "Clean, Drain, Dry" educational campaign apply to the following? - Sinks and toilets
OUTDOOR1F	Does the "Clean, Drain, Dry" educational campaign apply to the following? - Watercraft and related gear

OUTDOOR2A	Are you aware of the following animals and plants? - Bighead Carp (Asian Carp)
OUTDOOR2B	Are you aware of the following animals and plants? - Black Carp
OUTDOOR2C	Are you aware of the following animals and plants? - Channel Catfish
OUTDOOR2D	Are you aware of the following animals and plants? - Common Carp
OUTDOOR2E	Are you aware of the following animals and plants? - Curlyleaf Pondweed
OUTDOOR2F	Are you aware of the following animals and plants? - Eurasian Watermilfoil
OUTDOOR2G	Are you aware of the following animals and plants? - Grass Carp
OUTDOOR2H	Are you aware of the following animals and plants? - Hydrilla
OUTDOOR2I	Are you aware of the following animals and plants? - Largemouth Bass
OUTDOOR2J	Are you aware of the following animals and plants? - Northern Snakehead
OUTDOOR2K	Are you aware of the following animals and plants? - Rusty Crayfish
OUTDOOR2L	Are you aware of the following animals and plants? - Sago Pondweed
OUTDOOR2M	Are you aware of the following animals and plants? - Sea Lamprey
OUTDOOR2N	Are you aware of the following animals and plants? - Silver Carp (Asian Carp)
OUTDOOR2O	Are you aware of the following animals and plants? - Walleye
OUTDOOR2P	Are you aware of the following animals and plants? - White Perch
OUTDOOR2Q	Are you aware of the following animals and plants? - Zebra Mussels
OUTDOOR3A	Are Zebra Mussels currently present within the following Nebraska and surrounding waterbodies? - Glendo Reservoir, WY
OUTDOOR3B	Are Zebra Mussels currently present within the following Nebraska and surrounding waterbodies? - Harlan County Reservoir
OUTDOOR3C	Are Zebra Mussels currently present within the following Nebraska and surrounding waterbodies? - Lake Francis Case, SD
OUTDOOR3D	Are Zebra Mussels currently present within the following Nebraska and surrounding waterbodies? - Lake McConaughy
OUTDOOR3E	Are Zebra Mussels currently present within the following Nebraska and surrounding waterbodies? - Lewis and Clark Lake
OUTDOOR3F	Are Zebra Mussels currently present within the following Nebraska and surrounding waterbodies? - Milford Reservoir, KS
OUTDOOR3G	Are Zebra Mussels currently present within the following Nebraska and surrounding waterbodies? - Missouri River
OUTDOOR3H	Are Zebra Mussels currently present within the following Nebraska and surrounding waterbodies? - Offutt Air Force Base Lake
OUTDOOR3I	Are Zebra Mussels currently present within the following Nebraska and surrounding waterbodies? - Okoboji Lakes, IA
OUTDOOR3J	Are Zebra Mussels currently present within the following Nebraska and surrounding waterbodies? - Platte River
OUTDOOR3K	Are Zebra Mussels currently present within the following Nebraska and surrounding waterbodies? - Table Rock Lake, MO
OUTDOOR3L	Are Zebra Mussels currently present within the following Nebraska and surrounding waterbodies? - Zorinsky Lake
OUTDOOR4A	Do you generally participate in outdoor recreational activities in each of the following seasons? - Winter

OUTDOOR4B	Do you generally participate in outdoor recreational activities in each of the following seasons? - Spring
OUTDOOR4C	Do you generally participate in outdoor recreational activities in each of the following seasons? - Summer
OUTDOOR4D	Do you generally participate in outdoor recreational activities in each of the following seasons? - Fall
OUTDOOR5	Do you or someone in your household own a watercraft (motorboat, kayak, canoe, etc.)?
OUTDOOR6	How have your outdoor recreational experiences been affected by aquatic (water-based) invasive species?
OUTDOOR7	How have your outdoor recreational experiences been affected by terrestrial (water-based) invasive species?
OUTDOOR8	How has your amount of time in outdoor recreational activities changed because of Bighead or Silver Carp (also known as Asian Carp and Invasive Carp)?
OUTDOOR9	Which ONE of the following best describes your interest or involvement in fishing?
TRAFFIC1	How often do you use seat belts when you drive or ride in a motor vehicle?
TRAFFIC2	How likely or unlikely are you to get a ticket if you don't wear your seat belt?
TRAFFIC3	Should law enforcement officers be allowed to stop a vehicle and write a ticket solely because the driver and/or passengers are not wearing a seat belt?
TRAFFIC4	In the past 60 days, have you read, seen, or heard anything about seat belt enforcement?
TRAFFIC5	In the past 60 days, have you read, seen, or heard any child passenger safety seat messages?
TRAFFIC6	In the past 60 days, have you read, seen, or heard anything about speeding enforcement?
TRAFFIC7	How likely or unlikely are you to get a ticket if you drive over the speed limit?
TRAFFIC8	Would you support or oppose a law that allows law enforcement to stop a driver and ticket them solely for talking on a cell phone while driving?
TRAFFIC9	Would you support or oppose a law that allows law enforcement to stop a driver and ticket them solely for texting while driving?
TRAFFIC10	Do you support or oppose Nebraska's mandatory motorcycle helmet law?
TRAFFIC11	In the past 60 days, how many times have you driven a motor vehicle within 2 hours after drinking alcoholic beverages?
TRAFFIC12	In the past 60 days, have you read, seen, or heard any drunk driving-related messages?
TRAFFIC13	Do you think driving under the influence of marijuana increases the risk of having a crash?
TRAFFIC14	Do you think driving under the influence of other drugs increases the risk of having a crash?
TRAFFIC15	Do you know anyone who drives after smoking or ingesting marijuana or other drugs?
TRAFFIC16	Do you have a driver's license?
IMMIGRATION1	Compared to 10 years ago, do you think there are more immigrants in your community now, about the same, or fewer?

IMMIGRATION2	How much do you think the number of immigrants from foreign countries coming to live in your community should increase or decrease?
IMMIGRATION3	Refugee policy says that state governments must provide funding to pay for recently arrived refugees and their families' short-term housing and health insurance assistance. How long should the state government provide these funds?
IMMIGRATION4A	How much do you agree or disagree with each of the following statements? - Religious traditions are generally welcoming to immigrants.
IMMIGRATION4B	How much do you agree or disagree with each of the following statements? - My religious beliefs motivate me to welcome immigrants into my community.
IMMIGRATION4C	How much do you agree or disagree with each of the following statements? - Refugees who are Christian should get preference over refugees who are Muslim.
IMMIGRATION4D	How much do you agree or disagree with each of the following statements? - Citizenship should be available to undocumented immigrants who were brought here as children under the age of 16 and have been living in the US for 5 years.
IMMIGRATION4E	How much do you agree or disagree with each of the following statements? - Police should be allowed to raid businesses and homes in order to find undocumented workers.
IMMIGRATION4F	How much do you agree or disagree with each of the following statements? - Deportation is a good solution for immigration issues.
IMMIGRATION4G	How much do you agree or disagree with each of the following statements? - Immigrants are invading our country and replacing our cultural and ethnic background.
IMMIGRATION5A	How acceptable would it be for you if someone coming from a different country to live in Nebraska, who is racially and ethnically different from the majority of the population, were to... - Be appointed as your boss?
IMMIGRATION5B	How acceptable would it be for you if someone coming from a different country to live in Nebraska, who is racially and ethnically different from the majority of the population, were to... - Move to the house next door?
IMMIGRATION5C	How acceptable would it be for you if someone coming from a different country to live in Nebraska, who is racially and ethnically different from the majority of the population, were to... - Marry a close relative of yours?
IMMIGRATION6A	To what extent do you think the United States should allow... - People from the richer countries in Latin America to come and live here?
IMMIGRATION6B	To what extent do you think the United States should allow... - People from the poorer countries in Latin America to come and live here?
IMMIGRATION6C	To what extent do you think the United States should allow... - People from the richer Middle Eastern countries to come and live here?
IMMIGRATION6D	To what extent do you think the United States should allow... - People from the poorer Middle Eastern countries to come and live here?
FAMILY1	Have you ever (now or in the past) been estranged from one or more family members (e.g., parents, grandparents, siblings, children, uncles, aunts, cousins, or other relatives)? Estrangement means that, for a period of time, one or both of you avoided contact with one another due to a conflict.
FAMILY2	From which family member(s) are/were you estranged (e.g., your parent, child, sibling, etc.)?

FAMILY3	Did any of your family estrangement(s) result in, result from, or affect any legal proceedings (e.g., court cases, restraining orders, child/elder welfare, probate)?
FAMILY4	Please describe any legal proceedings that may be relevant to your estrangement(s).
RDAR1	How often do you have a drink containing alcohol?
RDAR2	How many standard drinks containing alcohol do you have on a typical day?
RDAR3	How often do you have six or more drinks on one occasion?
RDAR4	In the past 6 months, have you smoked cigarettes?
RDAR5	How many cigarettes do you usually smoke in a day?
RDAR6	In the past 6 months, have you vaped or used electronic cigarettes, also known as e-cigs, with nicotine?
RDAR7	In the past 30 days, how many days did you vape or use electronic cigarettes, also known as e-cigs, with nicotine?
RDAR8A	Have you used any of the following substances in ways other than prescribed in the past year? - Marijuana/Cannabis
RDAR8B	Have you used any of the following substances in ways other than prescribed in the past year? - Delta 8 "D8" THC
RDAR8C	Have you used any of the following substances in ways other than prescribed in the past year? - Cocaine
RDAR8D	Have you used any of the following substances in ways other than prescribed in the past year? - Methamphetamine
RDAR8E	Have you used any of the following substances in ways other than prescribed in the past year? - Amphetamine
RDAR8F	Have you used any of the following substances in ways other than prescribed in the past year? - Heroin
RDAR8G	Have you used any of the following substances in ways other than prescribed in the past year? - Opioids other than heroin
RDAR8H	Have you used any of the following substances in ways other than prescribed in the past year? - Hallucinogens or psychedelics
RDAR9A	Have you used any of the following substances in ways other than prescribed in your lifetime? - Marijuana/Cannabis
RDAR9B	Have you used any of the following substances in ways other than prescribed in your lifetime? - Delta 8 "D8" THC
RDAR9C	Have you used any of the following substances in ways other than prescribed in your lifetime? - Cocaine
RDAR9D	Have you used any of the following substances in ways other than prescribed in your lifetime? - Methamphetamine
RDAR9E	Have you used any of the following substances in ways other than prescribed in your lifetime? - Amphetamine
RDAR9F	Have you used any of the following substances in ways other than prescribed in your lifetime? - Heroin
RDAR9G	Have you used any of the following substances in ways other than prescribed in your lifetime? - Opioids other than heroin
RDAR9H	Have you used any of the following substances in ways other than prescribed in your lifetime? - Hallucinogens or psychedelics
RDAR10A	Could you get the following substances in ways other than through a prescription if you wanted to? - Marijuana/Cannabis

RDAR10B	Could you get the following substances in ways other than through a prescription if you wanted to? - Delta 8 "D8" THC
RDAR10C	Could you get the following substances in ways other than through a prescription if you wanted to? - Cocaine
RDAR10D	Could you get the following substances in ways other than through a prescription if you wanted to? - Methamphetamine
RDAR10E	Could you get the following substances in ways other than through a prescription if you wanted to? - Amphetamine
RDAR10F	Could you get the following substances in ways other than through a prescription if you wanted to? - Heroin
RDAR10G	Could you get the following substances in ways other than through a prescription if you wanted to? - Opioids other than heroin
RDAR10H	Could you get the following substances in ways other than through a prescription if you wanted to? - Hallucinogens or psychedelics
RDAR11A	Do you know anyone close to you that currently uses any of the following substances in ways that are not prescribed? - Marijuana/Cannabis
RDAR11B	Do you know anyone close to you that currently uses any of the following substances in ways that are not prescribed? - Delta 8 "D8" THC
RDAR11C	Do you know anyone close to you that currently uses any of the following substances in ways that are not prescribed? - Cocaine
RDAR11D	Do you know anyone close to you that currently uses any of the following substances in ways that are not prescribed? - Methamphetamine
RDAR11E	Do you know anyone close to you that currently uses any of the following substances in ways that are not prescribed? - Amphetamine
RDAR11F	Do you know anyone close to you that currently uses any of the following substances in ways that are not prescribed? - Heroin
RDAR11G	Do you know anyone close to you that currently uses any of the following substances in ways that are not prescribed? - Opioids other than heroin
RDAR11H	Do you know anyone close to you that currently uses any of the following substances in ways that are not prescribed? - Hallucinogens or psychedelics
RDAR12	Do you know anyone who has experienced a drug overdose in the past year?
RDAR13	Do you know where to get Narcan (naloxone) if you needed it?
RDAR14	Do you know how to use Narcan (naloxone)?
RDAR15	Do you know what a syringe service program is?
RDAR16	Which view comes closer to your view about the use of marijuana by adults?
RDAR17	If marijuana/cannabis were to become legal for medical use in Nebraska, do you think you would use it?
RDAR18	If marijuana/cannabis were to become legal for medical use in Nebraska, do you think you would use marijuana to substitute for any current medications?
RDAR19	In 2020, the state of Oregon passed a law decriminalizing the possession of a small amount of drugs. Now people possessing these drugs are given a fine instead of being sent to prison. The person can have the fine waived if they choose to complete a health assessment at an addiction recovery center. Would you oppose or support a similar measure here in Nebraska?

RDAR20	In 2021 and 2022 the states of New York and Rhode Island will open Overdose Prevention Centers. These places have trained staff and offer sterile supplies for people who use drugs in the center to prevent overdose deaths and the transmission of diseases like HIV and hepatitis C. Would you oppose or support opening Overdose Prevention Centers here in Nebraska?
RDAR21A	How much do you disagree or agree with the following statements when thinking about cocaine, methamphetamines, or heroin? - Most people in my community believe that a person who uses these substances cannot be trusted
RDAR21B	How much do you disagree or agree with the following statements when thinking about cocaine, methamphetamines, or heroin? - Most people in my community believe that a person who uses these substances is dangerous
RDAR21C	How much do you disagree or agree with the following statements when thinking about cocaine, methamphetamines, or heroin? - Most people in my community think that a person who uses these substances is to blame for their own problems
RDAR21D	How much do you disagree or agree with the following statements when thinking about cocaine, methamphetamines, or heroin? - Most people in my community believe that a person uses these substances is lazy
RDAR22A	How much do you disagree or agree with the following statements when thinking about opioids? - Most people in my community believe that a person who uses opioids cannot be trusted
RDAR22B	How much do you disagree or agree with the following statements when thinking about opioids? - Most people in my community believe that a person who uses opioids is dangerous
RDAR22C	How much do you disagree or agree with the following statements when thinking about opioids? - Most people in my community think that a person who uses opioids is to blame for their own problems
RDAR22D	How much do you disagree or agree with the following statements when thinking about opioids? - Most people in my community believe that a person uses opioids is lazy
RDAR23A	How much do you disagree or agree with the following statements when thinking about marijuana/cannabis? - Most people in my community believe that a person who uses marijuana cannot be trusted
RDAR23B	How much do you disagree or agree with the following statements when thinking about marijuana/cannabis? - Most people in my community believe that a person who uses marijuana is dangerous
RDAR23C	How much do you disagree or agree with the following statements when thinking about marijuana/cannabis? - Most people in my community think that a person who uses marijuana is to blame for their own problems
RDAR23D	How much do you disagree or agree with the following statements when thinking about marijuana/cannabis? - Most people in my community believe that a person uses marijuana is lazy
RDAR24A	How much do you disagree or agree with the following statements? - It should be legal for a person to possess a syringe with intent to inject an illicit drug into their body.

RDAR24B	How much do you disagree or agree with the following statements? - It should be legal for Nebraskans to distribute sterile syringes or needles for the prevention of the spread of infectious diseases.
YCOURT1A	In your opinion, if it is known for certain that a youth committed an offense, how important is it that a process... - Punish the youth for their actions
YCOURT1B	In your opinion, if it is known for certain that a youth committed an offense, how important is it that a process... - Involve the youth's family in the process
YCOURT1C	In your opinion, if it is known for certain that a youth committed an offense, how important is it that a process... - Address family/social issues that may underlie reasons for the offense
YCOURT1D	In your opinion, if it is known for certain that a youth committed an offense, how important is it that a process... - Take into account the victim's needs/desires
YCOURT1E	In your opinion, if it is known for certain that a youth committed an offense, how important is it that a process... - Provide the offending youth with a chance to apologize and make amends
YCOURT1F	In your opinion, if it is known for certain that a youth committed an offense, how important is it that a process... - Require the offending youth to take responsibility for their actions
YCOURT2	Have you heard of restorative justice before?
YCOURT3	In a traditional approach, a judge decides and assigns punishment. In contrast, a restorative justice (RJ) approach emphasizes amends, not punishment. In RJ, the offending youth meets with those impacted by the youth's actions to discuss the effects of th
LGBT1	Do you favor or oppose laws to protect gay men and lesbians from job discrimination?
LGBT2	Do you favor or oppose laws to protect transgender people from job discrimination?
LGBT3	Which of the following come closest to your beliefs?
LGBT4	Do you favor or oppose laws to allow business owners to deny services to gay men and lesbians based on the owner's religious beliefs?
LGBT5	Which statement comes closer to your views, even if neither is exactly right?
LGBT6	Why did you select your answer to the previous question?
LGBT7	What do you think about sexual relations between two consenting adults of the same sex?
LGBT8	Why did you select your answer to the previous question?
ohom	Do you or some member of your household own your home outright, buying it, or renting? - Selected Choice
ohom_ot	Do you or some member of your household own your home outright, buying it, or renting? - Other, specify: - Text
home	Which of the following comes closest to the kind of housing unit you now live in? - Selected Choice
home_ot	Which of the following comes closest to the kind of housing unit you now live in? - Other, specify: - Text
marr	What is your current marital or relationship status?

income_18	Please indicate the category that describes your total family income in the last 12 months.
fs5	During the past 12 months, how much difficulty have you had paying your bills?
fina	Overall, how satisfied or dissatisfied are you with your current financial situation?
agyr_OG	What year were you born?
agyr	What year were you born?
sexr_22	What is your current gender? - Selected Choice
sexr_22_ot	What is your current gender? - I use a different term: - Text
sexorien_22	Which of the following best represents how you think of yourself? - Selected Choice
sexorien_22_ot	Which of the following best represents how you think of yourself? - I use a different term: - Text
lgbfriend	As far as you know, are any of your immediate family members, relatives, neighbors, co-workers, or close friends gay, lesbian, or bisexual?
LGBT9	As far as you know, are any of your immediate family members, relatives, neighbors, co-workers, or close friends transgender?
born1	Were you born in Nebraska, another state, or a foreign country?
resi	Are you still living in the same residence as you were 2 years ago?
rurb	Do you live on a farm, in open country but not on a farm, or in a town or city?
RDAR25	Growing up, did you spend the majority of your time on a farm, in open country but not on a farm, or in a town or city?
RDAR26	How much do you think of yourself as a country or rural person?
RDAR27	How much do you think of yourself as a city or urban person?
live10m	How many years have you lived in this Nebraska county? (Please enter "0" if less than 1 year.)
rzipcod	What is your zip code?
poli	In general, how would you describe your political views? - Selected Choice
poli_ot	In general, how would you describe your political views? - Other, specify: - Text
part	In general, what do you consider yourself politically? - Selected Choice
part_ot	In general, what do you consider yourself politically? - Other, specify: - Text
vote20	Who did you vote for in the 2020 Presidential Election? - Selected Choice
vote20_ot	Who did you vote for in the 2020 Presidential Election? - Other, specify: - Text
RDAR28	How often do you interact "face to face" with people of a different race or ethnicity?
his1	Do you consider yourself to be Hispanic or Latino/a?
race_1	What race or races do you consider yourself to be? (Check all that apply) - Selected Choice White (Caucasian)
race_2	What race or races do you consider yourself to be? (Check all that apply) - Selected Choice Black or African American
race_3	What race or races do you consider yourself to be? (Check all that apply) - Selected Choice Asian

race_4	What race or races do you consider yourself to be? (Check all that apply) - Selected Choice American Indian or Alaska Native
race_5	What race or races do you consider yourself to be? (Check all that apply) - Selected Choice Native Hawaiian or other Pacific Islander
race_6	What race or races do you consider yourself to be? (Check all that apply) - Selected Choice Other, specify:
race_ot	What race or races do you consider yourself to be? (Check all that apply) - Other, specify: - Text
scwell	Would you say that your overall health and well-being is excellent, good, fair or poor?
smoke	Do you smoke cigarettes?
empl1_13	Do you typically work full-time, part-time, go to school, keep house, or something else? (Check all that apply) - Selected Choice Working full-time (35 hours or more)
empl2_13	Do you typically work full-time, part-time, go to school, keep house, or something else? (Check all that apply) - Selected Choice Working part-time
empl3_13	Do you typically work full-time, part-time, go to school, keep house, or something else? (Check all that apply) - Selected Choice Have a job, but not at work (due to illness, vacation, or strike)
empl4_13	Do you typically work full-time, part-time, go to school, keep house, or something else? (Check all that apply) - Selected Choice Unemployed, laid off, looking for work
empl5_13	Do you typically work full-time, part-time, go to school, keep house, or something else? (Check all that apply) - Selected Choice Retired
empl6_13	Do you typically work full-time, part-time, go to school, keep house, or something else? (Check all that apply) - Selected Choice In school
empl7_13	Do you typically work full-time, part-time, go to school, keep house, or something else? (Check all that apply) - Selected Choice Keeping house
empl8_13	Do you typically work full-time, part-time, go to school, keep house, or something else? (Check all that apply) - Selected Choice Disabled
empl9_13	Do you typically work full-time, part-time, go to school, keep house, or something else? (Check all that apply) - Selected Choice Other, specify:
empl_ot_13	Do you typically work full-time, part-time, go to school, keep house, or something else? (Check all that apply) - Other, specify: - Text
whrs	During the average week, how many hours do you usually work, NOT including the time you travel to and from work? (In the box below, write the total hours worked including any second jobs.)
jsat	How satisfied or dissatisfied are you with your job?
degr	What is the highest degree you have attained?
IMG7_A	How many times in the past 12 months have you: - Worked on a community project?
IMG7_B	How many times in the past 12 months have you: - Attended any public meeting in which there was a discussion of town or school affairs?
IMG7_C	How many times in the past 12 months have you: - Attended a political meeting or rally?
IMG7_D	How many times in the past 12 months have you: - Attended any club or organizational meeting (not including meetings for work)?
IMG7_E	How many times in the past 12 months have you: - Volunteered?

IMG7_F	How many times in the past 12 months have you: - Attended religious services (not including weddings and funerals)?
relgaffil	Do you consider yourself to be Protestant, Catholic, Jewish, Muslim, or something else? - Selected Choice
relgaffil_ot	Do you consider yourself to be Protestant, Catholic, Jewish, Muslim, or something else? - Other, specify: - Text
ratt	How often do you attend religious services?
relinflu	In general, how much do your religious or spiritual beliefs influence your daily life?
intnet	Do you have internet access at home, including through a cellular signal?
intnettypeA	Do you have each of the following types of internet access at home? - Dial-up internet service
intnettypeB	Do you have each of the following types of internet access at home? - Higher speed broadband service (DSL, cable, or fiber optic)
intnettypeC	Do you have each of the following types of internet access at home? - Internet through cellular service
intnetdep	How dependable is your internet service at home?
intnetspeed	How fast or slow is your internet service at home?
phone	Do you have...
sad_18	During the past 4 weeks (28 days), how much of the time did you feel: - So sad nothing could cheer you up?
nerve_18	During the past 4 weeks (28 days), how much of the time did you feel: - Nervous?
rest_18	During the past 4 weeks (28 days), how much of the time did you feel: - Restless or fidgety?
hope_18	During the past 4 weeks (28 days), how much of the time did you feel: - Hopeless?
effort_18	During the past 4 weeks (28 days), how much of the time did you feel: - That everything was an effort?
worth_18	During the past 4 weeks (28 days), how much of the time did you feel: - Worthless?
Comments	Please use the space below to provide any comments or feedback.
Surveyversion	Which version of the web survey R responded to
Age	Compute Age=(2022-Q116)
EMPL	[recoded single category as in phone NASIS] Respondent's current employment status
Marr10m	Current marital or relationship status
home1	Which of the following comes closest to the kind of housing unit you now live in
ohom1	Do you or some member of your household own your home outright, buying it, or renting
fin1	Overall, how satisfied are you with your current financial situation
racecat	Race/ethnic category
Zip	Zip code from sample file
FIPS	County from sample file
Key_Code	Strata from sample file

Mode	Mode of completion
Experiment_Condition	Experimental condition
basewat	[USED FOR WEIGHTING] Base probability of selection
Hwat	[USED FOR WEIGHTING] Within Household Selection Probability
sampwat	[USED FOR WEIGHTING] Sampling weight
reg	NE DHHS regions_USE
NRwt	[USED FOR WEIGHTING] Nonresponse weight
WtNRHH	[USED FOR WEIGHTING] Combined sampling and nonresponse weight
age_grp	[USED FOR WEIGHTING] Age group
sex	Sex recoded into binary
age_grp2	[USED FOR WEIGHTING] Age group 2
age_grp2HD	[USED FOR WEIGHTING] Age group after imputation
sexHD	[USED FOR WEIGHTING] Sex after imputation
post_cat	[USED FOR WEIGHTING] Poststratification weights
SemiFinalWt	[USED FOR WEIGHTING] Sampling, nonresponse, and poststratification weights
Rescale	[USED FOR WEIGHTING] Rescale
Pwate	Final weight to use

Appendix H: Estimate of Sampling Error

The 2022 NASIS sample is a stratified random sample of households in the state. Because the data were weighted to account for within household selection and population characteristics, the estimates of the sampling error are not straightforward. Table 4 presents margins of sampling error for some of the most likely sample sizes *not* taking the design effect from sampling and weighting into account. Exact margins of error for alternative specifications of sample size and reported percentages can be easily computed by using the following formula for the 95% confidence level:

$$\text{Margin of error} = 1.96 * \text{square root } (p(1-p)/n)$$

p = the expected proportion selecting the answer
n = number of responses

Table 4. Approximate Margins of Error of Percentages by Selected Sample Size NOT Accounting for Design Effect (Expressed In Percentages)*

Reported Percentage	Full Sample* n=1455	75% Sample n=1091	50% Sample n=727	33.3% Sample n=485	25% Sample n=363	10% Sample n=145
50	2.57%	2.97%	3.63%	4.45%	5.14%	8.14%
40 or 60	2.52%	2.91%	3.56%	4.36%	5.04%	7.97%
30 or 70	2.35%	2.72%	3.33%	4.08%	4.71%	7.46%
20 or 80	2.06%	2.37%	2.91%	3.56%	4.11%	6.51%
10 or 90	1.54%	1.78%	2.18%	2.67%	3.09%	4.88%
5 or 95	1.12%	1.29%	1.58%	1.94%	2.24%	3.55%

* 95% confidence interval states that in 95 out of 100 samples drawn using the same sample size and design, the interval will contain the population value

When accounting a design effect, the adjusted sampling error will be increased as is shown when comparing Table 4 to Table 5 where the sampling design effect is incorporated:

$$\text{Margin of error} = \text{square root } (\text{deff}) * 1.96 * \text{square root } (p(1-p)/n)$$

deff = design effects
p = the expected proportion selecting the answer
n = number of responses

Table 5. Approximate Margins of Error of Percentages by Selected Sample Size Accounting for the Design Effect of Sampling

Reported Percentage	Full Sample* n=1455	75% Sample n=1091	50% Sample n=727	33.3% Sample n=485	25% Sample n=363	10% Sample n=145
50	1.94%	2.24%	2.74%	3.36%	3.88%	6.15%
40 or 60	1.90%	2.20%	2.69%	3.29%	3.81%	6.02%
30 or 70	1.78%	2.05%	2.52%	3.08%	3.56%	5.63%
20 or 80	1.55%	1.79%	2.20%	2.69%	3.11%	4.92%
10 or 90	1.16%	1.34%	1.65%	2.02%	2.33%	3.69%
5 or 95	0.85%	0.98%	1.20%	1.46%	1.69%	2.68%

* 95% confidence interval states that in 95 out of 100 samples drawn using the same sample size and design, the interval will contain the population value

The same is true when accounting for the design effect due to weighting, as is shown when comparing Table 4 to Table 6.

Table 6. Approximate Margins of Error of Percentages by Selected Sample Size Accounting for the Design Effect of Weighting

Reported Percentage	Full Sample* n=1455	75% Sample n=1091	50% Sample n=727	33.3% Sample n=485	25% Sample n=363	10% Sample n=145
50	3.56%	4.11%	5.04%	6.16%	7.13%	11.27%
40 or 60	3.49%	4.03%	4.93%	6.04%	6.98%	11.05%
30 or 70	3.26%	3.77%	4.61%	5.65%	6.53%	10.33%
20 or 80	2.85%	3.29%	4.03%	4.93%	5.70%	9.02%
10 or 90	2.14%	2.47%	3.02%	3.70%	4.28%	6.76%
5 or 95	1.55%	1.79%	2.19%	2.69%	3.11%	4.91%

* 95% confidence interval states that in 95 out of 100 samples drawn using the same sample size and design, the interval will contain the population value

Appendix I: AAPOR Transparency Initiative Immediate Disclosure Items

1. Describe the data collection strategies employed (e.g., surveys, focus groups, content analyses).

Data Collection Process

2. Name the sponsor of the research and the party(ies) who conducted it. If the original source of funding is different than the sponsor, this source will also be disclosed.

Introduction

3. The exact wording and presentation of any measurement tool from which results are reported as well as any preceding contextual information that might reasonably be expected to influence responses to the reported results and instructions to respondents or interviewers should be included.

Appendices B and C

4. A definition of the population under study, including location, age, other social or demographic characteristics (e.g., persons who access the internet), time (e.g., immigrants entering the US between 2015 and 2019).

Sampling Design

5. Dates of data collection.

Data Collection Process

6. Explicitly state whether the sample comes from a frame selected using a probability-based methodology (meaning selecting potential participants with a known non-zero probability from a known frame) or if the sample was selected using non-probability methods (potential participants from opt-in, volunteer, or other sources).

Sampling Design

7. Probability-based sample specification should include a description of the sampling frame(s), list(s), or method(s). If a frame, list, or panel is used, the description should include the name of the supplier of the sample or list and nature of the list (e.g., registered voters in the state of Texas in 2018, pre-recruited panel or pool). If a frame, list, or panel is used, the description should include the coverage of the population, including describing any segment of the target population that is not covered by the design.

Sampling Design

8. Provide a clear indication of the method(s) by which participants were contacted, selected, recruited, intercepted, or otherwise contacted or encountered, along with any eligibility requirements and/or oversampling. Describe any use of quotas.

Sampling Design and Data Collection Process

9. Provide details of any strategies used to help gain cooperation (e.g., advance contact, letters and scripts, compensation or incentives, refusal conversion contacts) whether for participation in a survey, group, panel, or for participation in a particular research project. Describe any compensation/incentives provided to research subjects and the method of delivery (debit card, gift card, cash).

Data Collection Process

10. A description of all mode(s) used to contact participants or collect data or information (e.g., CATI, CAPI, ACASI, IVR, mail survey, web survey) and the language(s) offered or included.

Data Collection Process

11. Sample sizes (by sampling frame if more than one was used) and (if applicable) a discussion of the precision of the results. Provide sample sizes for each mode of data collection (for surveys include sample sizes for each frame, list, or panel used). For probability samples, report estimates of sampling error (often described as “the margin of error”) and discuss whether or not the reported sampling error or statistical analyses have been adjusted for the design effect due to weighting, clustering, or other factors. Reports of non-probability sample surveys will only provide measures of precision if they are defined and accompanied by a detailed description of how the underlying model was specified, its assumptions validated and the measure(s) calculated.

Sampling Design, Design Effects, and Appendix H

12. A description of how the weights were calculated, including the variables used and the sources of weighting parameters, if weighted estimates are reported.

NASIS Sample Weights

13. Describe validity checks, where applicable, including but not limited to whether the researcher added attention checks, logic checks, or excluded respondents who straight-lined or completed the survey under a certain time constraint, any screening of content for evidence that it originated from bots or fabricated profiles, re-contacts to confirm that the interview occurred or to verify respondent’s identity or both, and measures to prevent respondents from completing the survey more than once. Any data imputation or other data exclusions or replacement will also be discussed.

Data Cleaning

14. Contact for obtaining more information about the study.

Questions

15. A general statement acknowledging the limitations of the design and data collection.

Limitations